

AM335x Reliability Considerations in PLC Applications

Ron Eller

ABSTRACT

Programmable Logic Controllers (PLC) are used as the main control in an automation system with high-reliability expectations and long life in harsh environments. Processors used in these applications require an assessment of performance verses expected power on hours to achieve the optimal performance for the application.

Contents

1	Overview of PLC Applications.....	1
2	PLC Critical Requirements	1
3	Trade-Offs for Best Performance	2
4	Summary	4
5	Reference	4

List of Figures

1	Reliability Curve.....	2
2	Chart 1	3
3	Chart 2	4

1 Overview of PLC Applications

The programmable logic controller (PLC) is the main control system in an automation system that implements the proper sequencing and control of different I/O nodes. PLCs are typically benchmark in the number of I/O's in both size and through-put. Typically the PLC run-time on an embedded platform is managed over the Ethernet and is used in factory, building, mobile, and process and energy automation. In the past, many PLC systems utilized custom designed ASICs to obtain the system and environment requirements. Today, many manufacturers are looking for off-the-shelf processing solutions such as application processors or FPGAs with embedded cores.

This document describes some of the challenges in meeting the reliability and environmental requirements for types of logic controllers with commercially available processors.

2 PLC Critical Requirements

PLC applications generally require high reliability from both the hardware and software. The Soft Error Rate (SER) across all used device memory and logic must be low. Generally, the low SER failure rates are expected to be in the 130 to 240 FITs.

These applications are expected to have a long lifetime typically in the 100,000 power-on hours or 11.4 years of continuous use (24 hours/7 days per week) at a high operating temperature with little or no air flow. In some applications, the PLC life expectancy may exceed the 100,000 power-on hours.

In addition to the reliability expectations, PLC applications typically utilize low latency access to the I/O interfaces and processor through-put.

Low power is also a critical requirement as many of the PLC applications are designed to minimize space, which results in the use of a processor without a cooling fan or heat sink. Generally, PLC applications need low power and smaller footprints to achieve better overall efficiency.

All trademarks are the property of their respective owners.

3 Trade-Offs for Best Performance

Reliability is the probability of meeting specifications or requirements over time. This is often measured in FIT (Failure In Time). The FIT rate is the number of failures in 1,000,000,000 device operating hours and is a time dependent value. The reliability performance of a semiconductor device can be influenced by changes in material properties and application conditions.

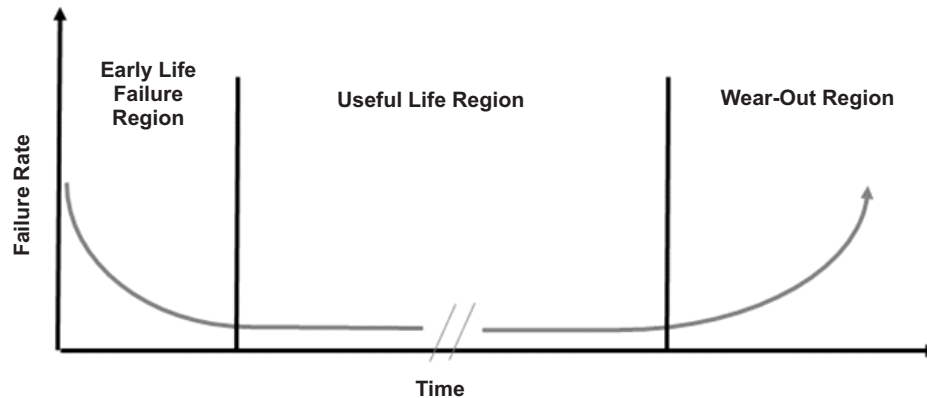


Figure 1. Reliability Curve

Application temperature, voltage and activity can have a large impact on the intrinsic or wear-out associated with the semiconductor device reliability performance. One of the most influential factors in effecting a products overall life expectancy is the operating junction temperature in the application. This is the temperature of the device silicon during operation. As the junction temperature increases, the overall product life expectancy will decrease. Voltage also has an impact in product performance over time. In much the same way as junction temperature, as the voltage increases, the product life will decrease. Finding the right balance in product performance verses reliability expectations is critical in optimizing the application goals.

The Texas Instruments AM335x products are designed to support an intrinsic reliability goal or wear-out rate of 50 FIT (MTBF = 2×10^7 hours) for 100,000 power-on hours (POH), when used at a junction temperature of 105°C and nominal core voltage as defined by the device-specific data sheet.

Figure 2 demonstrates the effect of temperature and estimated FIT rate when operated at the defined junction temperatures for 100,000 power-on hours.

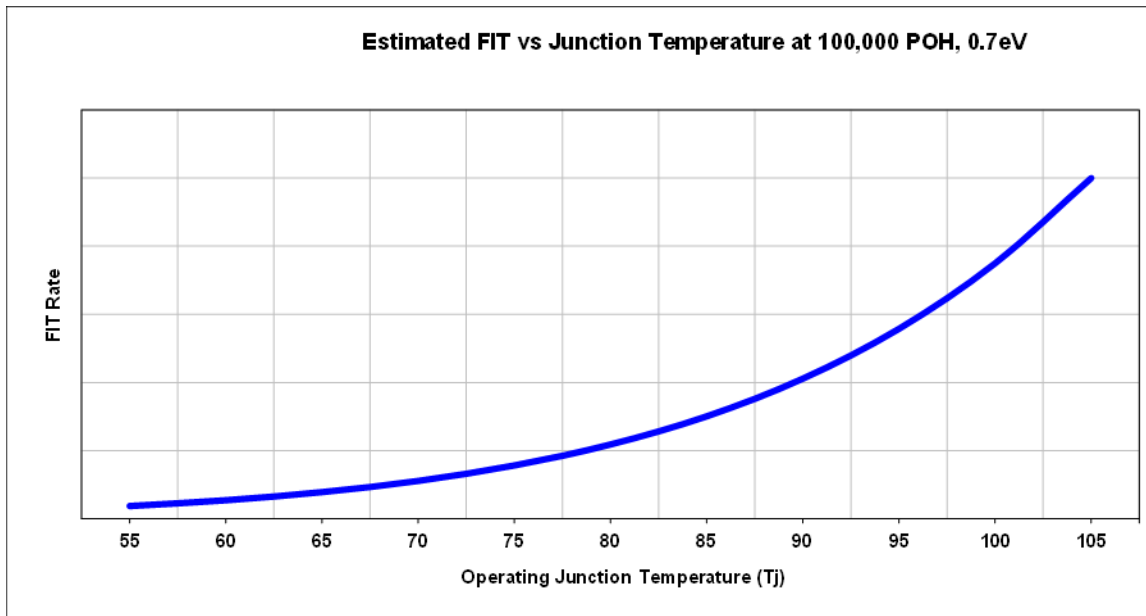


Figure 2. Chart 1

Many processors, such as the TI AM335x products, have multiple operating performance points which may be utilized depending on the application needs.

For example, the following operating performance points are from the April 2013 revision of the *Sitara™ AM335x ARM® Cortex™-A8 Microprocessors (MPUs) Data Manual (SPRS717)*.

The power-on hours (POH) information in Table 1 is provided solely for your convenience and does not extend or modify the warranty provided under TI's standard terms and conditions for TI semiconductor products.

To avoid significant degradation, the device power-on hours (POH) must be limited to the following:

Table 1. Reliability Data

Operating Condition	Commercial		Industrial		Extended	
	Junction Temp (Tj)	Lifetime (POH) ⁽¹⁾	Junction Temp (Tj)	Lifetime (POH) ⁽¹⁾	Junction Temp (Tj)	Lifetime (POH) ⁽¹⁾
Nitro	0°C to 90°C	100K	-40°C to 90°C	100K	-40°C to 105°C	37K
Turbo	0°C to 90°C	100K	-40°C to 90°C	100K	-40°C to 105°C	80K
OPP120	0°C to 90°C	100K	-40°C to 90°C	100K	-40°C to 105°C	100K
OPP100	0°C to 90°C	100K	-40°C to 90°C	100K	-40°C to 105°C	100K
OPP50	0°C to 90°C	100K	-40°C to 90°C	100K	-40°C to 105°C	100K

⁽¹⁾ POH = Power-on hours when the device is fully functional.

NOTE: Logic functions and parameter values are not assured out of the range specified in the recommended operating conditions.

The above notations cannot be deemed a warranty or deemed to extend or modify the warranty under TI's standard terms and conditions for TI semiconductor products.

In looking at the various operating conditions and assuming a target FIT rate of 10 FITs, Figure 3 would be the estimated reliability performance in power-on hours as it relates to the junction temperature. This model assumes constant operation at the specified junction temperature and power-on hours.

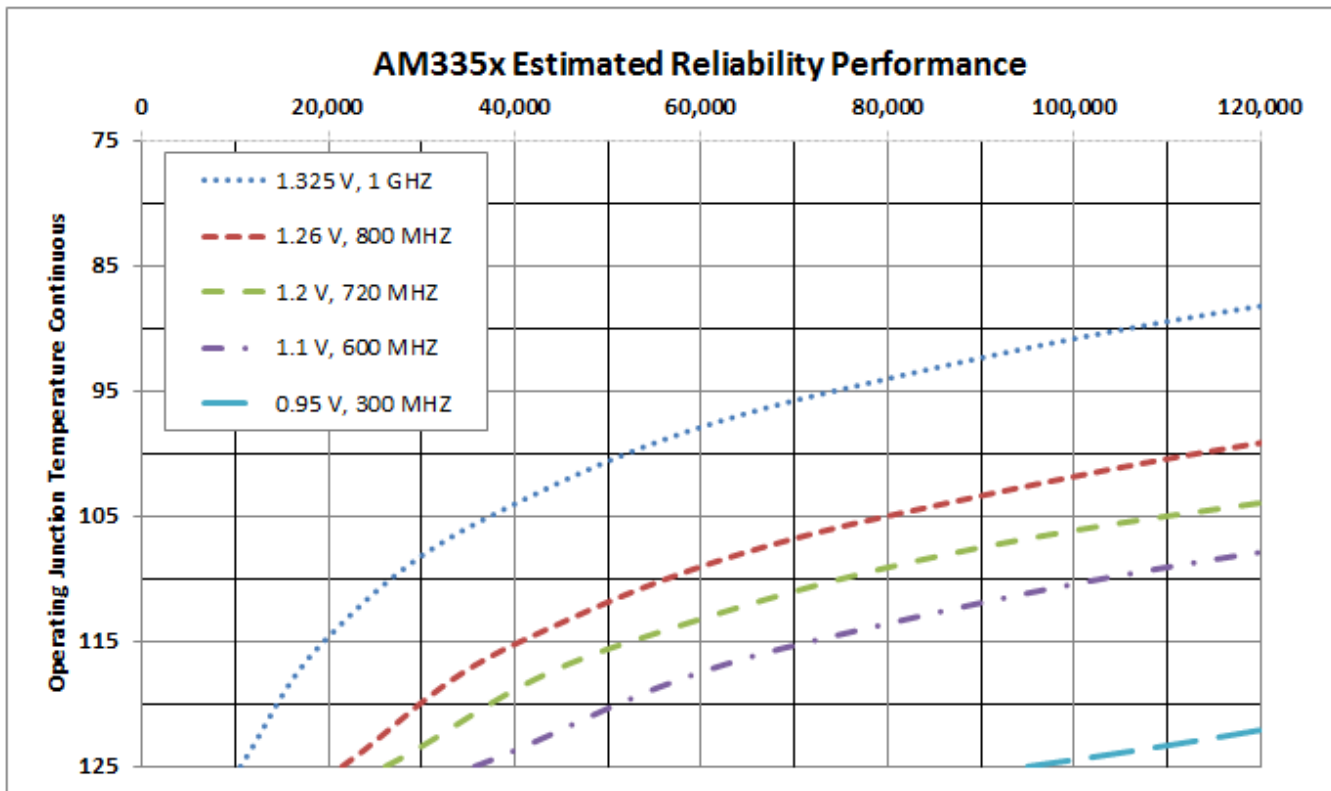


Figure 3. Chart 2

4 Summary

In conclusion, selecting the appropriate operating performance point to best meet the application needs for life expectancy targets and environmental conditions is critical in attaining the application goals. Trade-offs between frequency and junction temperature can greatly influence the product life expectancy.

5 Reference

- *Sitara™ AM335x ARM® Cortex™-A8 Microprocessors (MPUs) Data Manual* ([SPRS717](#))

IMPORTANT NOTICE

Texas Instruments Incorporated and its subsidiaries (TI) reserve the right to make corrections, enhancements, improvements and other changes to its semiconductor products and services per JESD46, latest issue, and to discontinue any product or service per JESD48, latest issue. Buyers should obtain the latest relevant information before placing orders and should verify that such information is current and complete. All semiconductor products (also referred to herein as "components") are sold subject to TI's terms and conditions of sale supplied at the time of order acknowledgment.

TI warrants performance of its components to the specifications applicable at the time of sale, in accordance with the warranty in TI's terms and conditions of sale of semiconductor products. Testing and other quality control techniques are used to the extent TI deems necessary to support this warranty. Except where mandated by applicable law, testing of all parameters of each component is not necessarily performed.

TI assumes no liability for applications assistance or the design of Buyers' products. Buyers are responsible for their products and applications using TI components. To minimize the risks associated with Buyers' products and applications, Buyers should provide adequate design and operating safeguards.

TI does not warrant or represent that any license, either express or implied, is granted under any patent right, copyright, mask work right, or other intellectual property right relating to any combination, machine, or process in which TI components or services are used. Information published by TI regarding third-party products or services does not constitute a license to use such products or services or a warranty or endorsement thereof. Use of such information may require a license from a third party under the patents or other intellectual property of the third party, or a license from TI under the patents or other intellectual property of TI.

Reproduction of significant portions of TI information in TI data books or data sheets is permissible only if reproduction is without alteration and is accompanied by all associated warranties, conditions, limitations, and notices. TI is not responsible or liable for such altered documentation. Information of third parties may be subject to additional restrictions.

Resale of TI components or services with statements different from or beyond the parameters stated by TI for that component or service voids all express and any implied warranties for the associated TI component or service and is an unfair and deceptive business practice. TI is not responsible or liable for any such statements.

Buyer acknowledges and agrees that it is solely responsible for compliance with all legal, regulatory and safety-related requirements concerning its products, and any use of TI components in its applications, notwithstanding any applications-related information or support that may be provided by TI. Buyer represents and agrees that it has all the necessary expertise to create and implement safeguards which anticipate dangerous consequences of failures, monitor failures and their consequences, lessen the likelihood of failures that might cause harm and take appropriate remedial actions. Buyer will fully indemnify TI and its representatives against any damages arising out of the use of any TI components in safety-critical applications.

In some cases, TI components may be promoted specifically to facilitate safety-related applications. With such components, TI's goal is to help enable customers to design and create their own end-product solutions that meet applicable functional safety standards and requirements. Nonetheless, such components are subject to these terms.

No TI components are authorized for use in FDA Class III (or similar life-critical medical equipment) unless authorized officers of the parties have executed a special agreement specifically governing such use.

Only those TI components which TI has specifically designated as military grade or "enhanced plastic" are designed and intended for use in military/aerospace applications or environments. Buyer acknowledges and agrees that any military or aerospace use of TI components which have **not** been so designated is solely at the Buyer's risk, and that Buyer is solely responsible for compliance with all legal and regulatory requirements in connection with such use.

TI has specifically designated certain components as meeting ISO/TS16949 requirements, mainly for automotive use. In any case of use of non-designated products, TI will not be responsible for any failure to meet ISO/TS16949.

Products

Audio	www.ti.com/audio
Amplifiers	amplifier.ti.com
Data Converters	dataconverter.ti.com
DLP® Products	www.dlp.com
DSP	dsp.ti.com
Clocks and Timers	www.ti.com/clocks
Interface	interface.ti.com
Logic	logic.ti.com
Power Mgmt	power.ti.com
Microcontrollers	microcontroller.ti.com
RFID	www.ti-rfid.com
OMAP Applications Processors	www.ti.com/omap
Wireless Connectivity	www.ti.com/wirelessconnectivity

Applications

Automotive and Transportation	www.ti.com/automotive
Communications and Telecom	www.ti.com/communications
Computers and Peripherals	www.ti.com/computers
Consumer Electronics	www.ti.com/consumer-apps
Energy and Lighting	www.ti.com/energy
Industrial	www.ti.com/industrial
Medical	www.ti.com/medical
Security	www.ti.com/security
Space, Avionics and Defense	www.ti.com/space-avionics-defense
Video and Imaging	www.ti.com/video

TI E2E Community

e2e.ti.com