

# 具有 14 位 9GSPS DAC 和 14 位 3GSPS ADC 的 AFE76xx 四通道/双通道、射频采样模拟前端

## 1 器件概述

### 1.1 特性

- 14 位分辨率
- 采样速率：
  - DAC: 9 GSPS
  - ADC: 3 GSPS
- 射频频率范围：高达 5.2GHz
- 最大射频信号带宽
  - 四通道模式 (4T4R)：800MHz (单频带)；300MHz (双频带)
  - 双通道模式 (2T2R)：1200MHz (TX)/1000MHz (RX) (单频带)；800MHz (双频带)
- 每 RX 通道配备片上双频可选择 DSA
- 集成型 TX DSA 功能
- 数字：
  - 双频带数字上变频器 (DUC)
  - 双频带数字下变频器 (DDC)
- 用于 DUC/DDC 的 32 位 NCO
- 插值率：6 倍、8 倍、9 倍、12 倍、16 倍、18 倍、24 倍、36 倍
- 抽取率：/2、/3、/4、/6、/8、/9、/12、/16、/18、/24、/32
- 适用于 TDD 的 RX/FB 动态转换
- 接口：
  - 8 个高达 15Gbps 的 SerDes 收发器
  - 采用 8b/10b 编码的 16 位和 12 位 JESD204B 传输层格式
  - 子类 1 多器件同步
- 时钟：
  - 用于生成 DAC 和 ADC 时钟的内部 PLL/VCO
- 封装：17mm x 17mm FC BGA，间距为 0.8mm
- 电源：1.85V、1.15V、1.0V、-1.8V

### 1.2 应用

- 蜂窝基站
- 宽带通信
- 微波回程连线
- 分布式天线系统 (DAS)

### 1.3 说明

AFE76xx 是一系列高性能四通道/双通道 14 位集成式射频采样模拟前端 (AFE)，配备 9 个 GSPS DAC 和 3 个 GSPS ADC，支持合成和数字化宽带信号。高动态范围使得 AFE76xx 能够为无线基站生成和数字化 3G/4G 信号。在 TDD 模式下，接收器通道经过配置可在流量接收器 (TDD RX) 状态和宽带反馈接收器 (TDD FB) 状态间动态切换以辅助发送器路径上功率放大器 (PA) 的 DPD (数字预失真)。

AFE76xx 系列在接收器通道上具有集成式 DSA，同时支持发送器通道上等同于 DSA 的功能。每个接收器通道都有一个模拟射频峰值功耗检测器和多个数字功耗检测器，可在接收器通道上辅助进行自动增益控制 (AGC)，另有两个射频过载检测器可实现器件可靠性保护。AFE76xx 系列拥有 8 个兼容 JESD204B 的 SerDes 收发器，运行速率高达 15Gbps。这些器件每 TX 通道拥有多达 2 个 DUC，每 RX 通道拥有 2 个 DDC，采用多种插值/抽取率以及具有频率灵活的独立 NCO 的数字正交调制器/解调器。这些器件在单频带模式下支持超过 1000MHz (4T4R 下为 800MHz) 射频信号带宽，在双频带模式下支持每频带高达 800MHz (4T4R 下为 300MHz) 射频信号带宽。低抖动 PLL/VCO 通过允许使用频率较低的参考时钟来简化采样时钟的生成。

器件信息<sup>(1)</sup>

器件型号	封装	封装尺寸
AFE7685	FC-BGA	17.00mm x 17.00mm
AFE7686	FC-BGA	17.00mm x 17.00mm
AFE7684	FC-BGA	17.00mm x 17.00mm
AFE7683	FC-BGA	17.00mm x 17.00mm
AFE7681 <sup>(2)</sup>	FC-BGA	17.00mm x 17.00mm

(1) 如需了解所有可用封装，请参阅数据表末尾的可订购产品附录。

(2) 预告信息



### 1.4 功能方框图

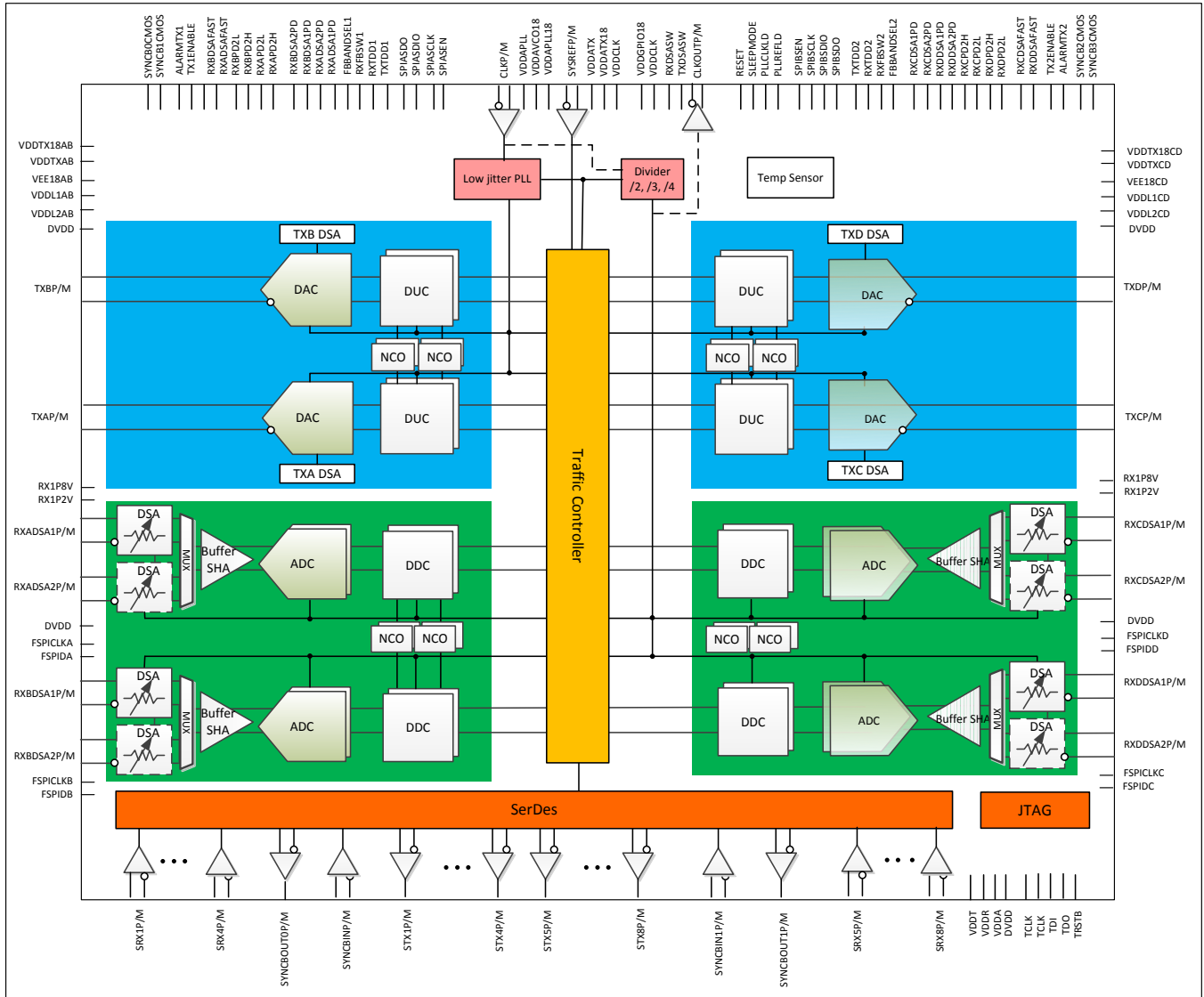


图 1-1. AFE7685/AFE7686 功能方框图

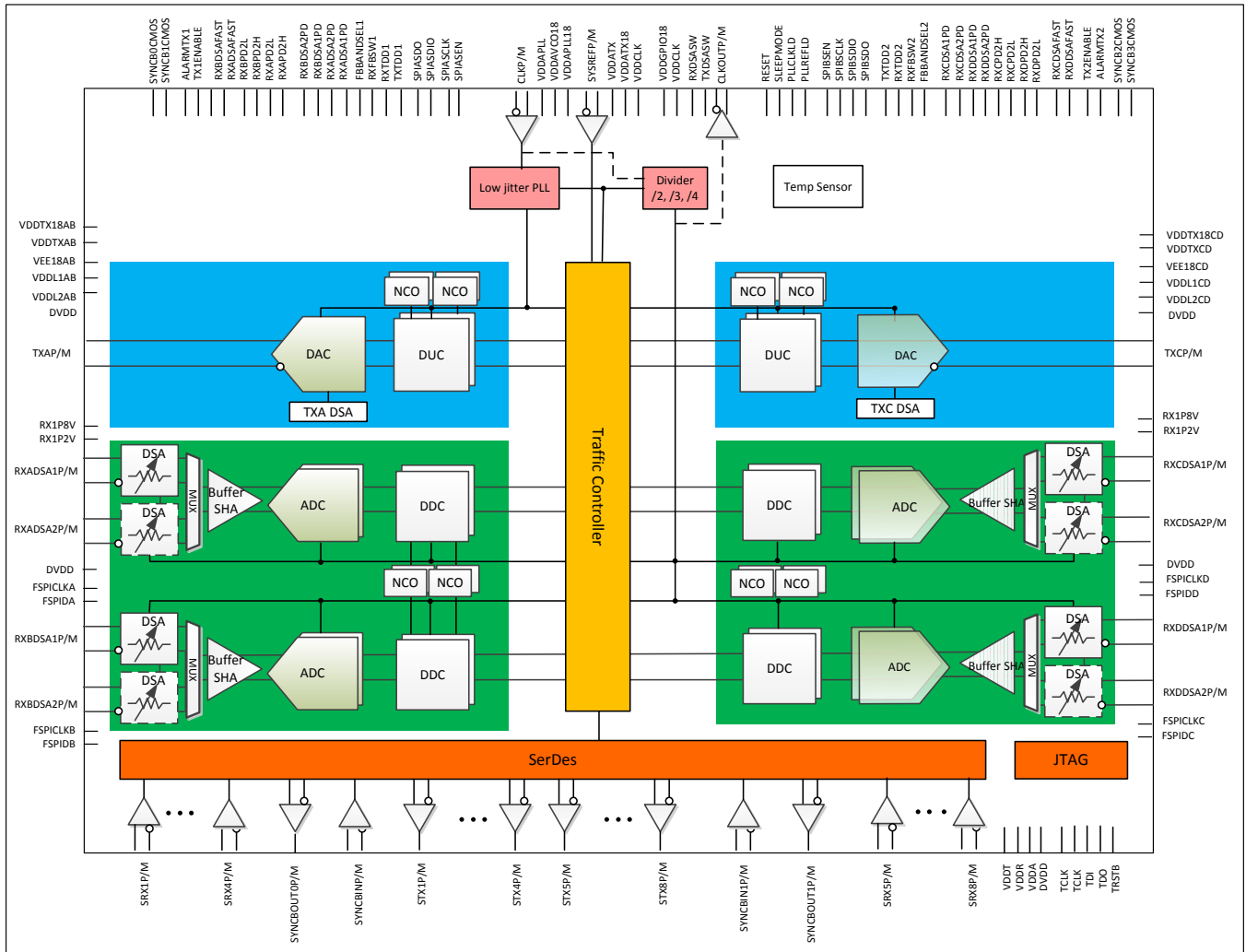


图 1-2. AFE7684 功能方框图

## 2 修订历史记录

---

**Changes from Revision C (October 2018) to Revision D** **Page**

- 已添加 AFE7681 作为预告信息和 AFE7683 作为生产数据 ..... [1](#)

---

**Changes from Revision B (September 2018) to Revision C** **Page**

- 已更改 将 AFE7684 从“预告信息”更改为“生产数据” ..... [1](#)

---

**Changes from Revision A (July 2018) to Revision B** **Page**

- 已更改 将 AFE7686 从“预告信息”更改为“生产数据” ..... [1](#)

---

**Changes from Original (May 2018) to Revision A** **Page**

- 已更改 将 AFE7684 从“产品预览”更改为“预告信息”，将 AFE7685 从“产品预览”更改为“生产数据” ..... [1](#)
- 已删除 从数据手册中删除 AFE7683 ..... [1](#)

### 3 Device Comparison

**Table 3-1. Device Features Comparison**

DEVICE	# of TXs/RXs	# of DUCs/TX	# of DDCs/RX	MAX INPUT/OUTPUT DATA RATE (MSPS)
AFE7685	4T4R	1	1	750
AFE7686	4T4R	2	2	1500
AFE7684	2T4R	2	2	1500
AFE7683	2T4R	1	1	750
AFE7681 <sup>(1)</sup>	4T2R	1	1	750

(1) Advance Information

## 4 器件和文档支持

### 4.1 器件支持

#### 4.1.1 第三方产品免责声明

TI 发布的与第三方产品或服务有关的信息，不能构成与此类产品或服务或保修的适用性有关的认可，不能构成此类产品或服务单独或与任何 TI 产品或服务一起的表示或认可。

### 4.2 文档支持

如需接收文档更新通知，请访问 [ti.com.cn](http://ti.com.cn) 上的器件产品文件夹。单击右上角的通知我进行注册，即可每周接收产品信息更改摘要。有关更改的详细信息，请查阅已修订文档中包含的修订历史记录。

下面列出了介绍 DSP、相关外设以及其他配套技术资料的最新文档。

#### 4.2.1 相关文档

《AFE76xx EVM 设计文档用户指南》(SLAU761)

《AFE76xx 技术参考手册》(SLAU744)

《AFE76xx 编程人员用户指南》(SLAU767)

### 4.3 相关链接

下表列出了快速访问链接。类别包括技术文档、支持与社区资源、工具和软件，以及申请样片或购买产品的快速链接。

表 4-1. 相关链接

器件	产品文件夹	样片与购买	技术文档	工具与软件	支持和社区
AFE7681	<a href="#">请单击此处</a>	<a href="#">请单击此处</a>	<a href="#">请单击此处</a>	<a href="#">请单击此处</a>	<a href="#">请单击此处</a>
AFE7683	<a href="#">请单击此处</a>	<a href="#">请单击此处</a>	<a href="#">请单击此处</a>	<a href="#">请单击此处</a>	<a href="#">请单击此处</a>
AFE7684	<a href="#">请单击此处</a>	<a href="#">请单击此处</a>	<a href="#">请单击此处</a>	<a href="#">请单击此处</a>	<a href="#">请单击此处</a>
AFE7685	<a href="#">请单击此处</a>	<a href="#">请单击此处</a>	<a href="#">请单击此处</a>	<a href="#">请单击此处</a>	<a href="#">请单击此处</a>
AFE7686	<a href="#">请单击此处</a>	<a href="#">请单击此处</a>	<a href="#">请单击此处</a>	<a href="#">请单击此处</a>	<a href="#">请单击此处</a>

### 4.4 Community Resources

The following links connect to TI community resources. Linked contents are provided "AS IS" by the respective contributors. They do not constitute TI specifications and do not necessarily reflect TI's views; see TI's [Terms of Use](#).

**TI E2E™ Online Community** The TI engineer-to-engineer (E2E) community was created to foster collaboration among engineers. At [e2e.ti.com](http://e2e.ti.com), you can ask questions, share knowledge, explore ideas and help solve problems with fellow engineers.

**TI Embedded Processors Wiki** Established to help developers get started with Embedded Processors from Texas Instruments and to foster innovation and growth of general knowledge about the hardware and software surrounding these devices.

### 4.5 商标

E2E is a trademark of Texas Instruments.

All other trademarks are the property of their respective owners.

### 4.6 静电放电警告



ESD 可能会损坏该集成电路。德州仪器 (TI) 建议通过适当的预防措施处理所有集成电路。如果不遵守正确的处理措施和安装程序，可能会损坏集成电路。

ESD 的损坏小至导致微小的性能降级，大至整个器件故障。精密的集成电路可能更容易受到损坏，这是因为非常细微的参数更改都可能会导致器件与其发布的规格不相符。

## 4.7 Export Control Notice

Recipient agrees to not knowingly export or re-export, directly or indirectly, any product or technical data (as defined by the U.S., EU, and other Export Administration Regulations) including software, or any controlled product restricted by other applicable national regulations, received from disclosing party under nondisclosure obligations (if any), or any direct product of such technology, to any destination to which such export or re-export is restricted or prohibited by U.S. or other applicable laws, without obtaining prior authorization from U.S. Department of Commerce and other competent Government authorities to the extent required by those laws.

## 4.8 Glossary

**TI Glossary** This glossary lists and explains terms, acronyms, and definitions.

## 5 机械、封装和可订购信息

### 5.1 封装信息

以下页面包含机械、封装和可订购信息。这些信息是指定器件的最新可用数据。数据如有变更，恕不另行通知，且不会对此文档进行修订。如需获取此数据表的浏览器版本，请查阅左侧的导航栏。



## 重要声明和免责声明

TI 均以“原样”提供技术性及其可靠性数据（包括数据表）、设计资源（包括参考设计）、应用或其他设计建议、网络工具、安全信息和其他资源，不保证其中不含任何瑕疵，且不做任何明示或暗示的担保，包括但不限于对适销性、适合某特定用途或不侵犯任何第三方知识产权的暗示担保。

所述资源可供专业开发人员应用TI 产品进行设计使用。您将对以下行为独自承担全部责任：(1) 针对您的应用选择合适的TI 产品；(2) 设计、验证并测试您的应用；(3) 确保您的应用满足相应标准以及任何其他安全、安保或其他要求。所述资源如有变更，恕不另行通知。TI 对您使用所述资源的授权仅限于开发资源所涉及TI 产品的相关应用。除此之外不得复制或展示所述资源，也不提供其它TI 或任何第三方的知识产权授权许可。如因使用所述资源而产生任何索赔、赔偿、成本、损失及债务等，TI 对此概不负责，并且您须赔偿由此对TI 及其代表造成的损害。

TI 所提供产品均受TI 的销售条款 (<http://www.ti.com.cn/zh-cn/legal/termsofsale.html>) 以及ti.com.cn上或随附TI 产品提供的其他可适用条款的约束。TI 提供所述资源并不扩展或以其他方式更改TI 针对TI 产品所发布的可适用的担保范围或担保免责声明。

邮寄地址：上海市浦东新区世纪大道 1568 号中建大厦 32 楼，邮政编码：200122  
Copyright © 2019 德州仪器半导体技术（上海）有限公司

**PACKAGING INFORMATION**

Orderable Device	Status (1)	Package Type	Package Drawing	Pins	Package Qty	Eco Plan (2)	Lead/Ball Finish (6)	MSL Peak Temp (3)	Op Temp (°C)	Device Marking (4/5)	Samples
AFE7681IABJ	ACTIVE	FCBGA	ABJ	400	90	Green (RoHS & no Sb/Br)	SNAGCU	Level-4-260C-72 HR	-40 to 85	AFE7681I	<a href="#">Samples</a>
AFE7683IABJ	ACTIVE	FCBGA	ABJ	400	90	Green (RoHS & no Sb/Br)	SNAGCU	Level-4-260C-72 HR	-40 to 85	AFE7683I	<a href="#">Samples</a>
AFE7684IABJ	ACTIVE	FCBGA	ABJ	400	90	Green (RoHS & no Sb/Br)	SNAGCU	Level-4-260C-72 HR	-40 to 85	AFE7684I	<a href="#">Samples</a>
AFE7685IABJ	ACTIVE	FCBGA	ABJ	400	90	Green (RoHS & no Sb/Br)	SNAGCU	Level-4-260C-72 HR	-40 to 85	AFE7685I	<a href="#">Samples</a>
AFE7686IABJ	ACTIVE	FCBGA	ABJ	400	90	Green (RoHS & no Sb/Br)	SNAGCU	Level-4-260C-72 HR	-40 to 85	AFE7686I	<a href="#">Samples</a>

(1) The marketing status values are defined as follows:

**ACTIVE:** Product device recommended for new designs.

**LIFEBUY:** TI has announced that the device will be discontinued, and a lifetime-buy period is in effect.

**NRND:** Not recommended for new designs. Device is in production to support existing customers, but TI does not recommend using this part in a new design.

**PREVIEW:** Device has been announced but is not in production. Samples may or may not be available.

**OBSOLETE:** TI has discontinued the production of the device.

(2) **RoHS:** TI defines "RoHS" to mean semiconductor products that are compliant with the current EU RoHS requirements for all 10 RoHS substances, including the requirement that RoHS substance do not exceed 0.1% by weight in homogeneous materials. Where designed to be soldered at high temperatures, "RoHS" products are suitable for use in specified lead-free processes. TI may reference these types of products as "Pb-Free".

**RoHS Exempt:** TI defines "RoHS Exempt" to mean products that contain lead but are compliant with EU RoHS pursuant to a specific EU RoHS exemption.

**Green:** TI defines "Green" to mean the content of Chlorine (Cl) and Bromine (Br) based flame retardants meet JS709B low halogen requirements of <=1000ppm threshold. Antimony trioxide based flame retardants must also meet the <=1000ppm threshold requirement.

(3) MSL, Peak Temp. - The Moisture Sensitivity Level rating according to the JEDEC industry standard classifications, and peak solder temperature.

(4) There may be additional marking, which relates to the logo, the lot trace code information, or the environmental category on the device.


(5) Multiple Device Markings will be inside parentheses. Only one Device Marking contained in parentheses and separated by a "-" will appear on a device. If a line is indented then it is a continuation of the previous line and the two combined represent the entire Device Marking for that device.

(6) Lead/Ball Finish - Orderable Devices may have multiple material finish options. Finish options are separated by a vertical ruled line. Lead/Ball Finish values may wrap to two lines if the finish value exceeds the maximum column width.

**Important Information and Disclaimer:** The information provided on this page represents TI's knowledge and belief as of the date that it is provided. TI bases its knowledge and belief on information provided by third parties, and makes no representation or warranty as to the accuracy of such information. Efforts are underway to better integrate information from third parties. TI has taken and continues to take reasonable steps to provide representative and accurate information but may not have conducted destructive testing or chemical analysis on incoming materials and chemicals. TI and TI suppliers consider certain information to be proprietary, and thus CAS numbers and other limited information may not be available for release.

In no event shall TI's liability arising out of such information exceed the total purchase price of the TI part(s) at issue in this document sold by TI to Customer on an annual basis.

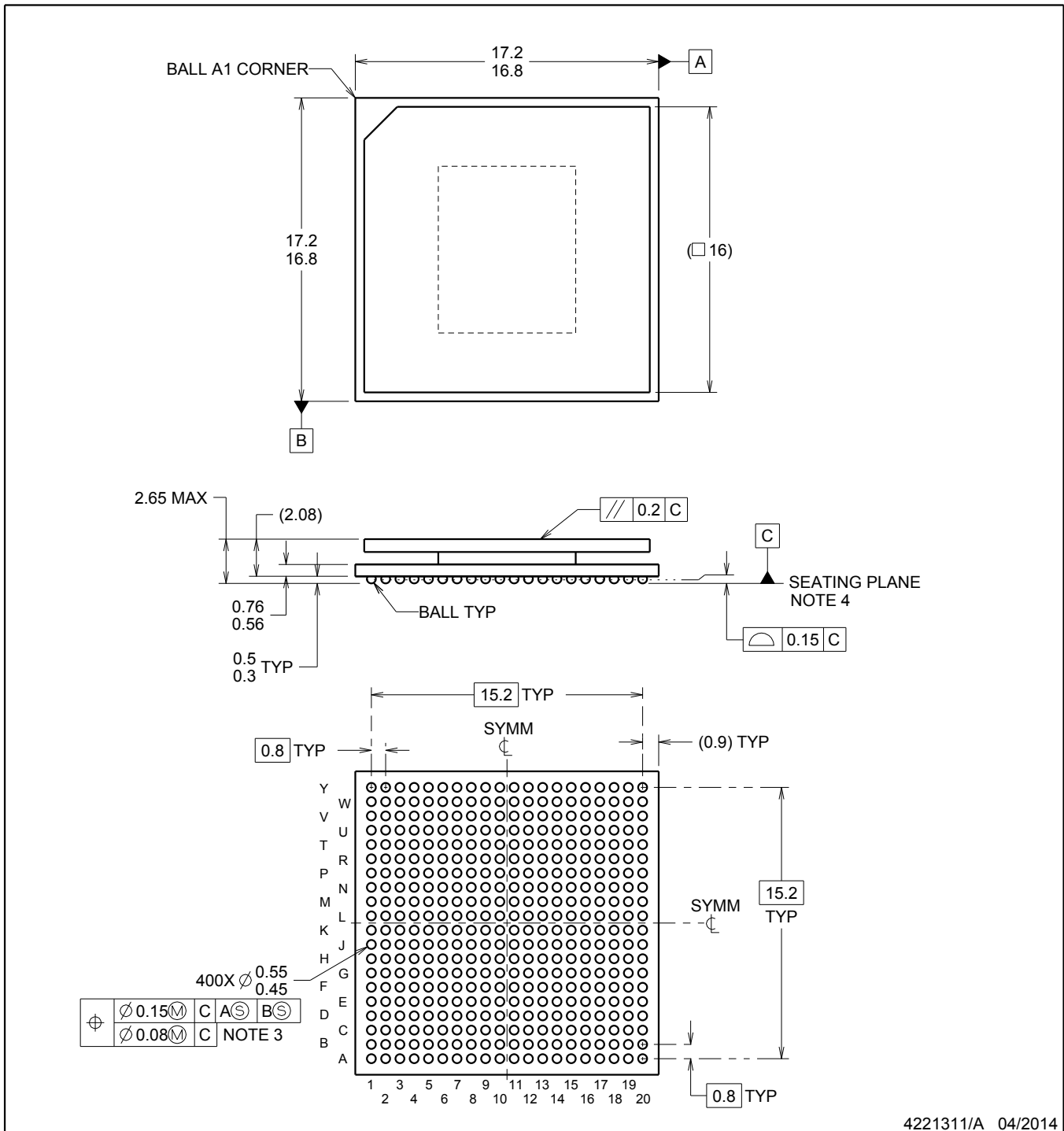
# ABJ0400A



# PACKAGE OUTLINE

## FCBGA - 2.65 mm max height

BALL GRID ARRAY



4221311/A 04/2014

### NOTES:


1. All linear dimensions are in millimeters. Any dimensions in parenthesis are for reference only. Dimensioning and tolerancing per ASME Y14.5M.
2. This drawing is subject to change without notice.
3. Dimension is measured at the maximum solder ball diameter, parallel to primary datum C.
4. Primary datum C and seating plane are defined by the spherical crowns of the solder balls.

# EXAMPLE BOARD LAYOUT

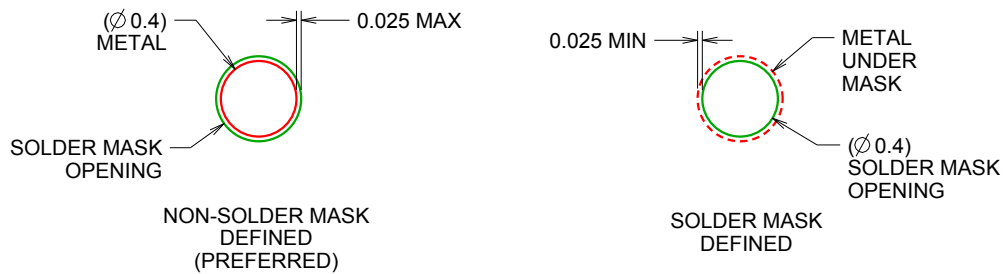
**ABJ0400A**

**FCBGA - 2.65 mm max height**

BALL GRID ARRAY



LAND PATTERN EXAMPLE  
SCALE:6X



SOLDER MASK DETAILS  
NOT TO SCALE

4221311/A 04/2014

NOTES: (continued)


- Final dimensions may vary due to manufacturing tolerance considerations and also routing constraints. For more information, see Texas Instruments literature number SBVA017 ([www.ti.com/lit/sbva017](http://www.ti.com/lit/sbva017)).

# EXAMPLE STENCIL DESIGN

## ABJ0400A

### FCBGA - 2.65 mm max height

BALL GRID ARRAY



4221311/A 04/2014

NOTES: (continued)

4. Laser cutting apertures with trapezoidal walls and rounded corners may offer better paste release.

## 重要声明和免责声明

TI 均以“原样”提供技术性数据（包括数据表）、设计资源（包括参考设计）、应用或其他设计建议、网络工具、安全信息和其他资源，不保证其中不含任何瑕疵，且不做任何明示或暗示的担保，包括但不限于对适销性、适合某特定用途或不侵犯任何第三方知识产权的暗示担保。

所述资源可供专业开发人员应用TI 产品进行设计使用。您将对以下行为独自承担全部责任：(1) 针对您的应用选择合适的TI 产品；(2) 设计、验证并测试您的应用；(3) 确保您的应用满足相应标准以及任何其他安全、安保或其他要求。所述资源如有变更，恕不另行通知。TI 对您使用所述资源的授权仅限于开发资源所涉及TI 产品的相关应用。除此之外不得复制或展示所述资源，也不提供其它TI 或任何第三方的知识产权授权许可。如因使用所述资源而产生任何索赔、赔偿、成本、损失及债务等，TI 对此概不负责，并且您须赔偿由此对TI 及其代表造成的损害。

TI 所提供产品均受TI 的销售条款 (<http://www.ti.com.cn/zh-cn/legal/termsofsale.html>) 以及ti.com.cn上或随附TI产品提供的其他可适用条款的约束。TI提供所述资源并不扩展或以其他方式更改TI 针对TI 产品所发布的可适用的担保范围或担保免责声明。

邮寄地址：上海市浦东新区世纪大道 1568 号中建大厦 32 楼，邮政编码：200122  
Copyright © 2019 德州仪器半导体技术（上海）有限公司