

UC1825B-SP Neutron Displacement Damage Characterization

ABSTRACT

This report presents the effect of neutron displacement damage (NDD) on the UC1825B-SP device. The results show that these devices remained within datasheet specifications up until 5.0×10^{12} n/cm². At 1.0×10^{13} n/cm² some specifications went outside the range specified in the datasheet.

A sample size of nine units was exposed to radiation testing per (MIL-STD-883, Method 1017 for Neutron Irradiation) and an additional unirradiated sample device was used for correlation purpose. All devices used in the experiment were from lot date code 1827B. Electrical testing was performed at Texas Instruments before and after neutron irradiation using the production test program for UC1825B-SP.

Contents

1	Overview	2
2	Test Procedures	3
3	Facility	3
4	Results	3
Appendix A	Test Results	5

List of Figures

1	UC1825B-SP Device	2
---	-------------------------	---

List of Tables

1	Overview Information.....	2
2	Neutron Irradiation Conditions	3
3	UC1825B-SP Spec Table.....	4

Trademarks

1 Overview

The UC1825B-SP is a high-speed PWM controller and designed to use in either current-mode or voltage mode system.

The UC1825B-SP operates from supply of 10 V to 30 V, with low start up current of 1.1 mA. The devices are specified over the extended operating temperature range of -55°C to 125°C and are offered in a 16-pin CFP package.

General device information and testing conditions are listed in [Table 1](#).

Table 1. Overview Information

TI PART NUMBER	UC1825B-SP (5962R8768106VYC)
Device Function	High Speed PWM Controller
Die Name	SMFDRC1825VLS
Technology	J1-PWR
A/T Lot Number / Date Code	1827B
Unbiased Quantity Tested	9
Exposure Facility	VPT Rad
Neutron Fluence (1-MeV equivalent)	1.0×10^{12} , 5.0×10^{12} , 1.0×10^{13} n/cm ²
Irradiation Temperature	25°C

TI may provide technical, applications or design advice, quality characterization, and reliability data or service providing these items shall not expand or otherwise affect TI's warranties as set forth in the Texas Instruments Incorporated Standard Terms and Conditions of Sale for Semiconductor Products and no obligation or liability shall arise from Semiconductor Products and no obligation or liability shall arise from TI's provision of such items.



Figure 1. UC1825B-SP Device

2 Test Procedures

The UC1825B-SP was electrically pre-tested using the production automated test equipment program.

General test procedures were using IAW MIL-STD-883, Method 1017 for Neutron Irradiation of UC1825B-SP.

Table 2. Neutron Irradiation Conditions

GROUP	SAMPLE QTY	NEUTRON FLUENCE (n/cm ²)	BIAS
A	3	1.0×10^{12}	Unbiased
B	3	5.0×10^{12}	Unbiased
C	3	1.0×10^{13}	Unbiased

3 Facility

Devices were exposed via fast neutron irradiation (FNI) at the University of Massachusetts Lowell Research Reactor (UMLRR). The facility is designed to give a fast flux level $\geq 10^{11}$ n/cm²-s, with relatively low thermal fluence and gamma dose rates. Samples with a cross-sectional area as large as 30 cm (12 in) \times 30 cm (12 in) and up to 15-cm (6-in) thick can be irradiated. The fast neutron flux is designed to be nearly uniform over the 30-cm (12-in) \times 30-cm (12-in) area facing the core, and the fast fluence variation through the sample thickness is minimized via a single 180° rotation of the sample canister at the midpoint of the irradiation period. The FNI facility offers a significantly larger sample volume than previously available within the University of Massachusetts Lowell Research Reactor (UMLRR).

The fluences are calculated based on 1-MeV equivalences.

Detailed information of the radiation facility is available from [University of Massachusetts Lowell Research Reactor](#).

4 Results

At 1.0×10^{13} n/cm², some parametric measurements failed to remain within the range specified in the datasheet. All parametric measurements remained well within the [UC1825B-SP Class-V, Radiation Hardened High-Speed PWM Controller Data Sheet](#) limits for 1.0×10^{12} and 5.0×10^{12} n/cm² levels. The devices were no longer functional after exposure to 1.0×10^{13} n/cm² level when tested in the ATE. The full parameter list and graphs are found in [Appendix A](#).

[Table 3](#) lists the UC1825B-SP specification compliance matrix.

Table 3. UC1825B-SP Spec Table

PARAMETER	TEST CONDITION	SLUDD5				TEST # OR NAME
		MIN	TYP	MAX	UNIT	
REFERENCE						
Output voltage	T _J = 25°C, I _O = 1 mA	5.02	5.10	5.18	V	1015.2__VREF_15V_1mA
						1015.3__VREF_30V_1mA
						1015.4__VREF_15V_10mA
						1015.5__VREF_30V_10mA
Line regulation	10 V < VCC < 30 V		2	20	mV	1015.6__VREF_Line_Reg
Load regulation	1 mA < I _O < 10 mA		5	20	mV	1015.7__VREF_Load_Reg
OSCILLATOR SECTION						
Initial accuracy	T _J = 25°C	360	400	440	kHz	1020.1__Osc_Freq @ 15 V
						1020.1__Osc_Freq @ 130 V
ERROR AMPLIFIER						
Input offset voltage				10	mV	1025.1__Vio
SOFT-START						
Charge current	VSoftStart = 0.5 V	3	9	20	μA	1040.1__Charge Current
Discharge current	VSoftStart = 1 V	1			mA	1040.2__Discharge Current
OUTPUT						
Low-level output voltage	I _O UT = 20 mA		0.25	0.40	V	1045.2__VOL(OUTA) @ 20 mA
						1045.4__VOL(OUTB) @ 20 mA
	I _O UT = 200 mA		1.2	2.2	V	1045.3__VOL(OUTA) @ 200 mA
						1045.5__VOL(OUTB) @ 200 mA
High-level output voltage	I _O UT = -20 mA	13.0	13.5		V	1045.8__VOH(OUTB) @ 20 mA
						1045.10__VOH(OUTA) @ 20 mA
	I _O UT = -200 mA	12.0	13.0		V	1045.9__VOH(OUTB) @ 200 mA
						1045.11__VOH(OUTA) @ 200 mA
UNDER-VOLTAGE LOCKOUT						
Start threshold		8.8	9.2	9.6	V	1010.5__VCC UVLO ON
UVLO hysteresis		0.4	0.8	1.2	V	1010.7__UVLO Hysteresis
SUPPLY CURRENT SECTION						
Startup current	VCC = 8 V		1.1	2.5	mA	1010.1__ICC @ 8 V
ICC	V _{INV} = V _{RAMP} = V _{LIM/SD} = 0 V, V _{NI} = 1 V		22	33	mA	1010.3__ICC @ 15 V

Test Results

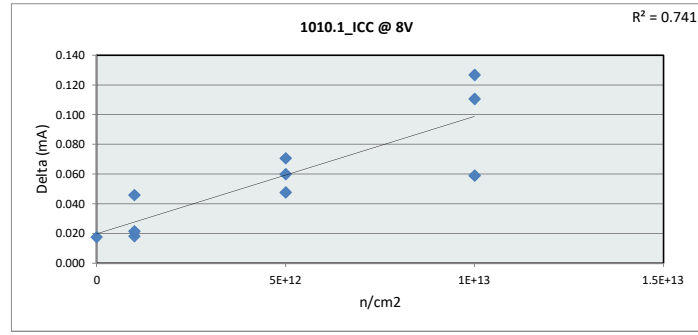
Appendix A contains the detailed test results.

Delta Threshold 10.00%

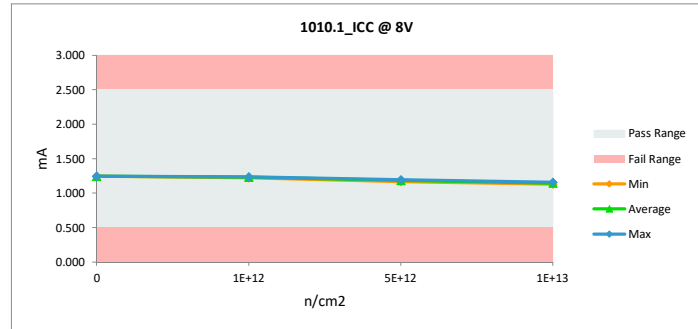
NDD Report
UC1825B-SP

NDD Report
UC1825B-SP

1010.1_ICC @ 8V			
Test Site			
Tester			
Test Number			
Unit	mA	mA	
Max Limit	2.5	2.5	
Min Limit	0.5	0.5	
n/cm2	Serial #	pre	post
0	52	1.261	1.244
1E+12	53	1.255	1.237
1E+12	54	1.257	1.235
1E+12	55	1.267	1.221
5E+12	56	1.226	1.167
5E+12	57	1.260	1.189
5E+12	58	1.240	1.193
1E+13	59	1.253	1.142
1E+13	60	1.217	1.158
1E+13	61	1.257	1.131
Max		1.267	1.244
Average		1.249	1.192
Min		1.217	1.131
Std Dev		0.016	0.041



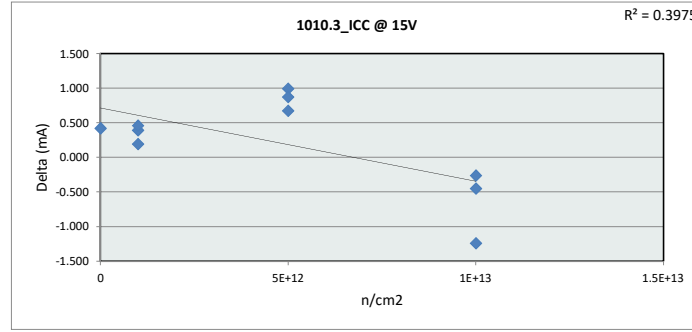
1010.1_ICC @ 8V				
Test Site				
Tester				
Test Number				
Max Limit	2.5	mA		
Min Limit	0.5	mA		
n/cm2	0	1E+12	5E+12	1E+13
LL	0.500	0.500	0.500	0.500
Min	1.244	1.221	1.167	1.131
Average	1.244	1.231	1.183	1.144
Max	1.244	1.237	1.193	1.159
UL	2.500	2.500	2.500	2.500



NDD Report
UC1825B-SP

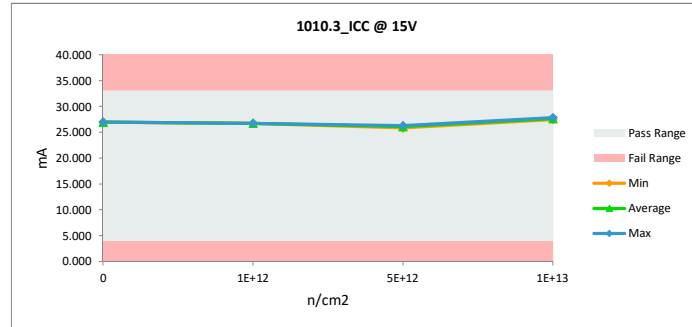
1010.3_ICC @ 15V		
Test Site		
Tester		
Test Number		
Unit	mA	mA
Max Limit	33	33
Min Limit	4	4

n/cm2	Serial #	pre	post
0	52	27.358	26.938
1E+12	53	27.133	26.741
1E+12	54	26.918	26.727
1E+12	55	27.186	26.728
5E+12	56	26.806	25.817
5E+12	57	27.010	26.139
5E+12	58	26.947	26.275
1E+13	59	27.198	27.461
1E+13	60	26.600	27.843
1E+13	61	27.107	27.557
Max		27.358	27.843
Average		27.026	26.823
Min		26.600	25.817
Std Dev		0.219	0.650



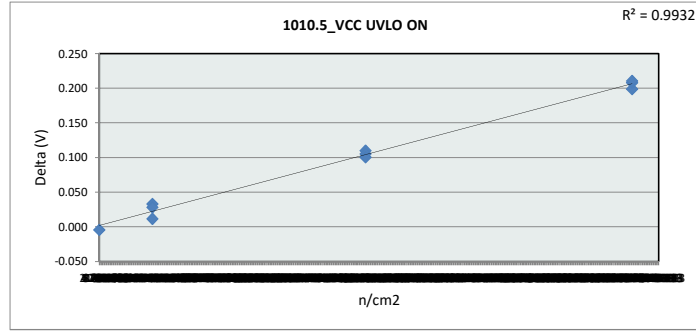
1010.3_ICC @ 15V		
Test Site		
Tester		
Test Number		
Max Limit	33	mA
Min Limit	4	mA

n/cm2	0	1E+12	5E+12	1E+13
LL	4.000	4.000	4.000	4.000
Min	26.938	26.727	25.817	27.461
Average	26.938	26.732	26.077	27.620
Max	26.938	26.741	26.275	27.843
UL	33.000	33.000	33.000	33.000

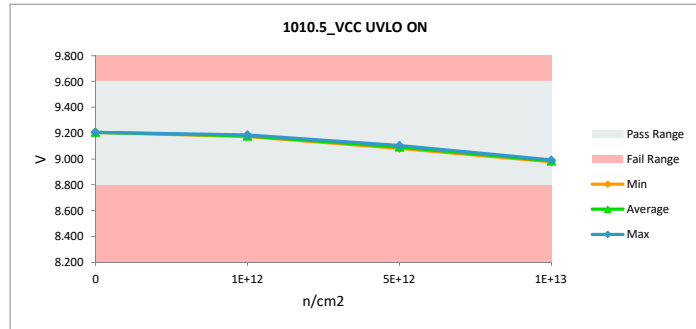


NDD Report
UC1825B-SP

1010.5_VCC UVLO ON			
Test Site			
Tester			
Test Number			
Unit	V	V	
Max Limit	9.6	9.6	
Min Limit	8.8	8.8	
n/cm2	Serial #	pre	post
0	52	9.202	9.207
1E+12	53	9.207	9.174
1E+12	54	9.214	9.186
1E+12	55	9.188	9.177
5E+12	56	9.193	9.083
5E+12	57	9.209	9.104
5E+12	58	9.191	9.090
1E+13	59	9.184	8.985
1E+13	60	9.200	8.992
1E+13	61	9.188	8.978
Max		9.214	9.207
Average		9.197	9.097
Min		9.184	8.978
Std Dev		0.010	0.088

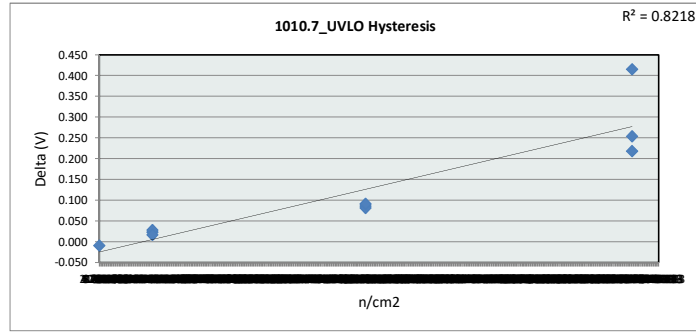


1010.5_VCC UVLO ON				
Test Site				
Tester				
Test Number				
Max Limit	9.6	V		
Min Limit	8.8	V		
n/cm2	0	1E+12	5E+12	1E+13
LL	8.800	8.800	8.800	8.800
Min	9.207	9.174	9.083	8.978
Average	9.207	9.179	9.092	8.985
Max	9.207	9.186	9.104	8.992
UL	9.600	9.600	9.600	9.600

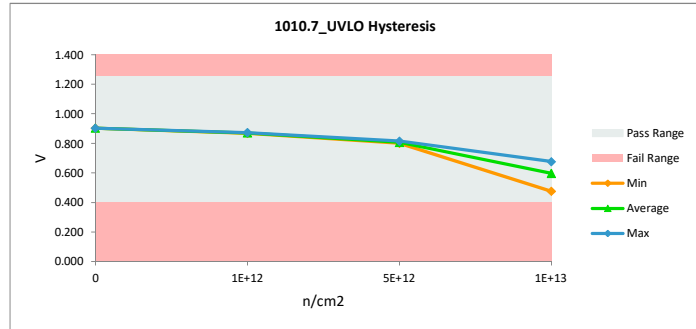


NDD Report
UC1825B-SP

1010.7_UVLO Hysteresis			
Test Site			
Tester			
Test Number			
Unit	V	V	
Max Limit	1.25	1.25	
Min Limit	0.4	0.4	
n/cm2	Serial #	pre	post
0	52	0.894	0.903
1E+12	53	0.894	0.871
1E+12	54	0.896	0.868
1E+12	55	0.890	0.873
5E+12	56	0.889	0.804
5E+12	57	0.896	0.815
5E+12	58	0.892	0.801
1E+13	59	0.895	0.677
1E+13	60	0.892	0.477
1E+13	61	0.890	0.636
Max		0.896	0.903
Average		0.893	0.772
Min		0.889	0.477
Std Dev		0.003	0.135

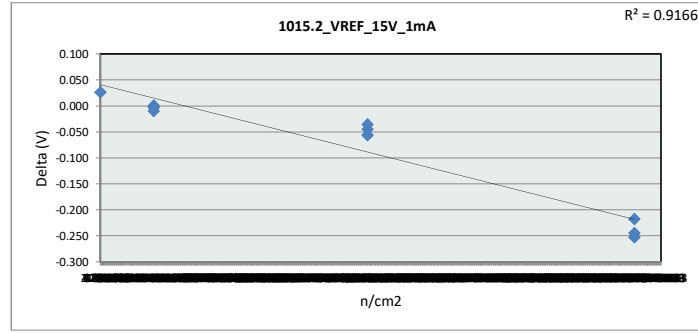


1010.7_UVLO Hysteresis				
Test Site				
Tester				
Test Number				
Max Limit	1.25	V		
Min Limit	0.4	V		
n/cm2	0	1E+12	5E+12	1E+13
LL	0.400	0.400	0.400	0.400
Min	0.903	0.868	0.801	0.477
Average	0.903	0.871	0.807	0.596
Max	0.903	0.873	0.815	0.677
UL	1.250	1.250	1.250	1.250

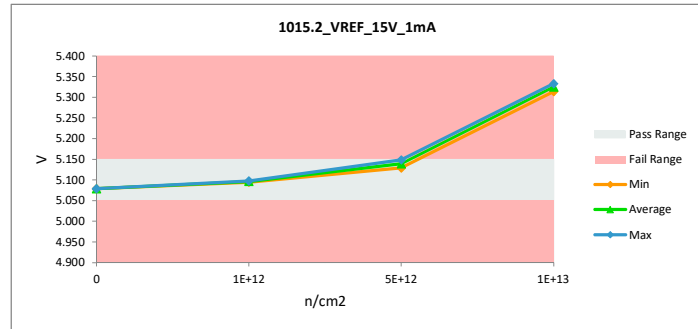


NDD Report
UC1825B-SP

1015.2_VREF_15V_1mA			
Test Site			
Tester			
Test Number			
Unit	V	V	
Max Limit	5.15	5.15	
Min Limit	5.05	5.05	
n/cm2	Serial #	pre	post
0	52	5.105	5.079
1E+12	53	5.094	5.096
1E+12	54	5.098	5.097
1E+12	55	5.085	5.095
5E+12	56	5.095	5.140
5E+12	57	5.094	5.129
5E+12	58	5.092	5.148
1E+13	59	5.096	5.314
1E+13	60	5.080	5.332
1E+13	61	5.083	5.328
Max		5.105	5.332
Average		5.092	5.176
Min		5.080	5.079
Std Dev		0.008	0.105

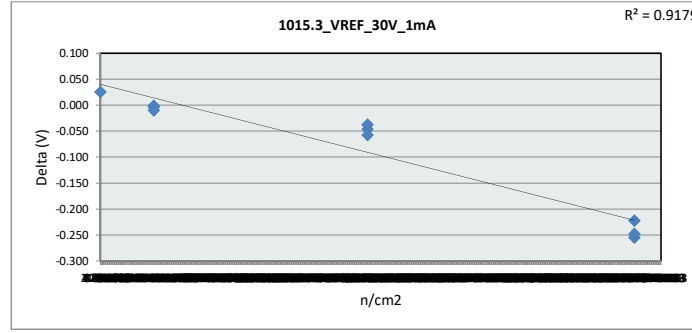


1015.2_VREF_15V_1mA				
Test Site				
Tester				
Test Number				
Max Limit	5.15	V		
Min Limit	5.05	V		
n/cm2	0	1E+12	5E+12	1E+13
LL	5.050	5.050	5.050	5.050
Min	5.079	5.095	5.129	5.314
Average	5.079	5.096	5.139	5.325
Max	5.079	5.098	5.148	5.333
UL	5.150	5.150	5.150	5.150

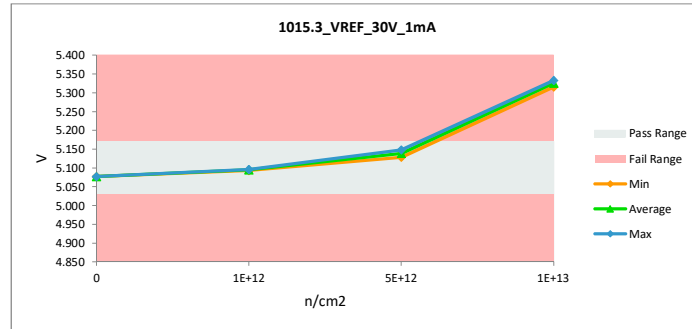


NDD Report
UC1825B-SP

1015.3_VREF_30V_1mA			
Test Site			
Tester			
Test Number			
Unit	V	V	
Max Limit	5.17	5.17	
Min Limit	5.03	5.03	
n/cm2	Serial #	pre	post
0	52	5.102	5.077
1E+12	53	5.092	5.095
1E+12	54	5.095	5.096
1E+12	55	5.083	5.093
5E+12	56	5.093	5.140
5E+12	57	5.091	5.129
5E+12	58	5.091	5.148
1E+13	59	5.093	5.315
1E+13	60	5.078	5.333
1E+13	61	5.081	5.329
Max		5.102	5.333
Average		5.090	5.176
Min		5.078	5.077
Std Dev		0.007	0.106

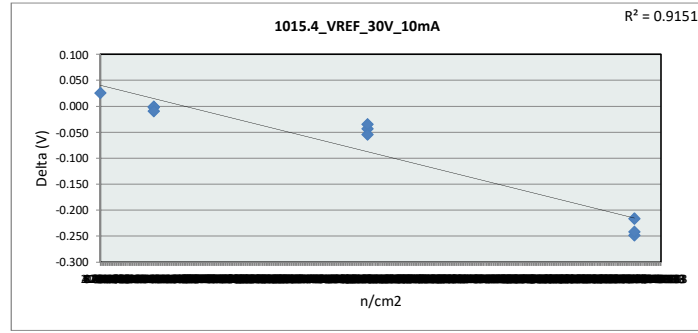


1015.3_VREF_30V_1mA				
Test Site				
Tester				
Test Number				
Max Limit	5.17	V		
Min Limit	5.03	V		
n/cm2	0	1E+12	5E+12	1E+13
LL	5.030	5.030	5.030	5.030
Min	5.077	5.093	5.129	5.315
Average	5.077	5.095	5.139	5.326
Max	5.077	5.096	5.148	5.333
UL	5.170	5.170	5.170	5.170

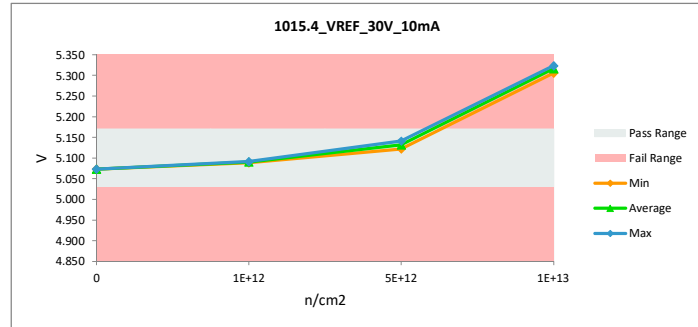


NDD Report
UC1825B-SP

1015.4_VREF_30V_10mA			
Test Site			
Tester			
Test Number			
Unit	V	V	
Max Limit	5.17	5.17	
Min Limit	5.03	5.03	
n/cm2	Serial #	pre	post
0	52	5.099	5.073
1E+12	53	5.088	5.090
1E+12	54	5.091	5.091
1E+12	55	5.079	5.089
5E+12	56	5.089	5.132
5E+12	57	5.087	5.122
5E+12	58	5.087	5.141
1E+13	59	5.090	5.306
1E+13	60	5.075	5.323
1E+13	61	5.078	5.319
Max		5.099	5.323
Average		5.086	5.169
Min		5.075	5.073
Std Dev		0.007	0.104

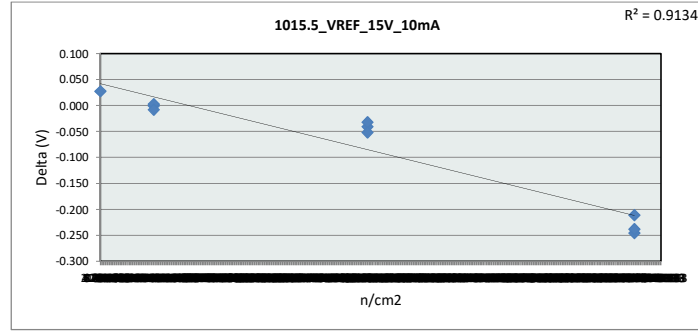


1015.4_VREF_30V_10mA				
Test Site				
Tester				
Test Number				
Max Limit	5.17	V		
Min Limit	5.03	V		
n/cm2	0	1E+12	5E+12	1E+13
LL	5.030	5.030	5.030	5.030
Min	5.073	5.089	5.122	5.306
Average	5.073	5.090	5.132	5.316
Max	5.073	5.092	5.141	5.323
UL	5.170	5.170	5.170	5.170

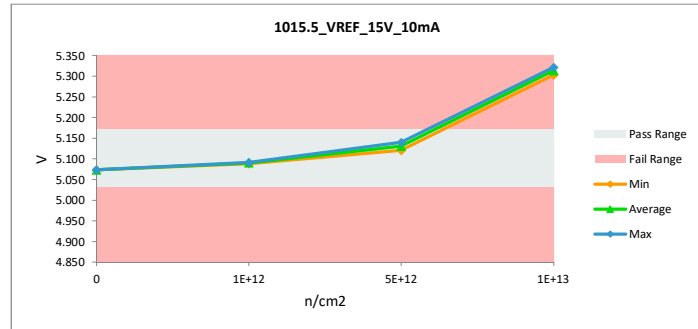


NDD Report
UC1825B-SP

1015.5_VREF_15V_10mA			
Test Site			
Tester			
Test Number			
Unit	V	V	
Max Limit	5.17	5.17	
Min Limit	5.03	5.03	
n/cm2	Serial #	pre	post
0	52	5.101	5.073
1E+12	53	5.090	5.090
1E+12	54	5.094	5.091
1E+12	55	5.080	5.089
5E+12	56	5.091	5.132
5E+12	57	5.089	5.121
5E+12	58	5.088	5.140
1E+13	59	5.092	5.303
1E+13	60	5.076	5.321
1E+13	61	5.079	5.316
Max		5.101	5.321
Average		5.088	5.168
Min		5.076	5.073
Std Dev		0.008	0.103

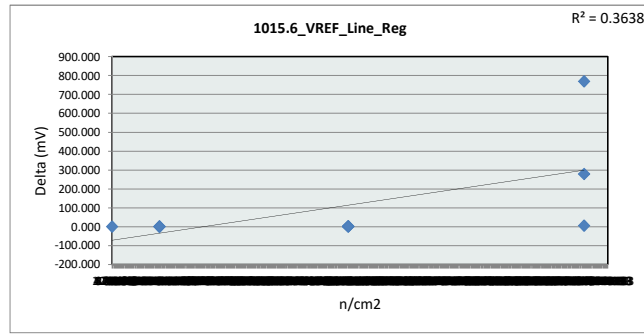


1015.5_VREF_15V_10mA				
Test Site				
Tester				
Test Number				
Max Limit	5.17	V		
Min Limit	5.03	V		
n/cm2	0	1E+12	5E+12	1E+13
LL	5.030	5.030	5.030	5.030
Min	5.073	5.089	5.121	5.303
Average	5.073	5.090	5.131	5.313
Max	5.073	5.092	5.140	5.321
UL	5.170	5.170	5.170	5.170

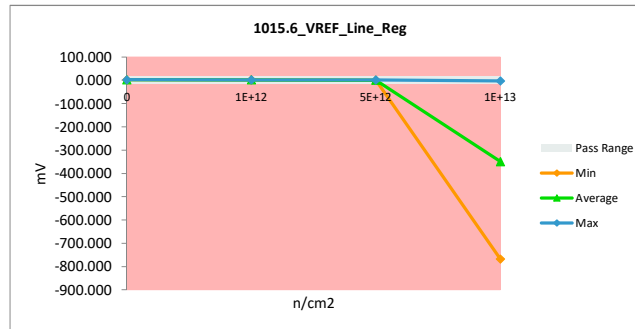


NDD Report
UC1825B-SP

1015.6_VREF_Line_Reg			
Test Site			
Tester			
Test Number			
Unit	mV	mV	
Max Limit	15	15	
Min Limit	-15	-15	
n/cm2	Serial #	pre	post
0	52	2.494	2.083
1E+12	53	2.282	1.666
1E+12	54	3.407	1.472
1E+12	55	2.030	1.585
5E+12	56	2.247	0.598
5E+12	57	2.259	0.012
5E+12	58	1.695	0.112
1E+13	59	2.863	-2.993
1E+13	60	1.821	-767.796
1E+13	61	1.647	-276.941
Max		3.407	2.083
Average		2.274	-104.020
Min		1.647	-767.796
Std Dev		0.545	249.004



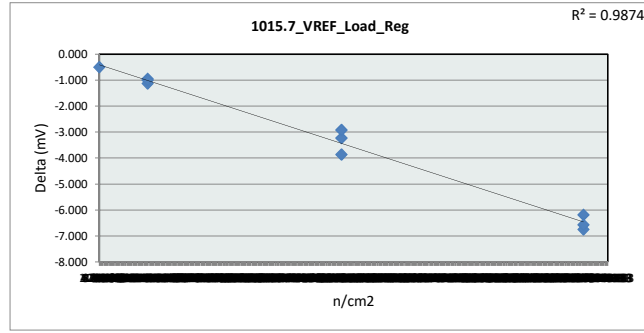
1015.6_VREF_Line_Reg				
Test Site				
Tester				
Test Number				
Max Limit	15	mV		
Min Limit	-15	mV		
n/cm2	0	1E+12	5E+12	1E+13
LL	-15.000	-15.000	-15.000	-15.000
Min	2.083	1.472	0.012	-767.796
Average	2.083	1.574	0.241	-349.243
Max	2.083	1.666	0.598	-2.993
UL	15.000	15.000	15.000	15.000



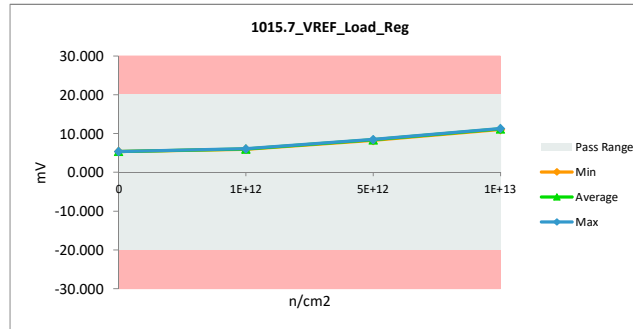
NDD Report
UC1825B-SP

1015.7_VREF_Load_Reg		
Test Site		
Tester		
Test Number		
Unit	mV	mV
Max Limit	20	20
Min Limit	-20	-20

n/cm2	Serial #	pre	post
0	52	4.860	5.366
1E+12	53	4.936	6.064
1E+12	54	5.117	6.069
1E+12	55	4.962	5.958
5E+12	56	5.228	8.457
5E+12	57	5.295	8.217
5E+12	58	4.580	8.449
1E+13	59	4.857	11.048
1E+13	60	4.583	11.334
1E+13	61	4.609	11.178
Max		5.295	11.334
Average		4.903	8.214
Min		4.580	5.366
Std Dev		0.260	2.335



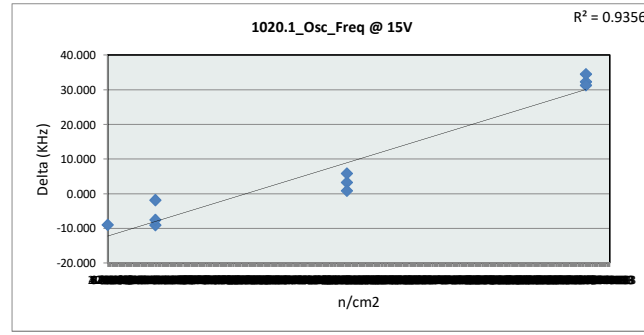
1015.7_VREF_Load_Reg				
Test Site				
Tester				
Test Number				
Max Limit	20	mV		
Min Limit	-20	mV		
n/cm2	0	1E+12	5E+12	1E+13
LL	-20.000	-20.000	-20.000	-20.000
Min	5.366	5.959	8.217	11.048
Average	5.366	6.030	8.374	11.187
Max	5.366	6.069	8.457	11.334
UL	20.000	20.000	20.000	20.000



NDD Report
UC1825B-SP

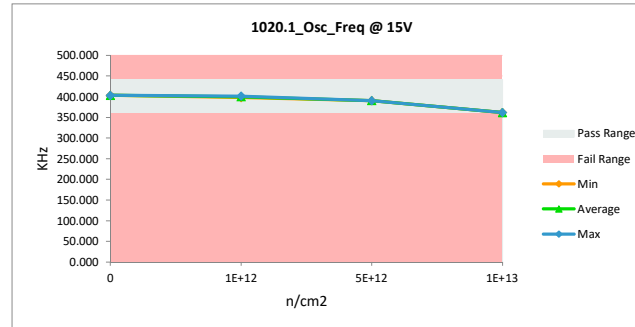
1020.1_Osc_Freq @ 15V		
Test Site		
Tester		
Test Number		
Unit	KHz	KHz
Max Limit	440	440
Min Limit	360	360

n/cm2	Serial #	pre	post
0	52	394.097	403.053
1E+12	53	396.056	397.906
1E+12	54	391.254	400.277
1E+12	55	393.797	401.335
5E+12	56	393.633	390.374
5E+12	57	391.212	390.349
5E+12	58	396.189	390.296
1E+13	59	393.895	361.604
1E+13	60	395.868	361.335
1E+13	61	392.692	361.391
Max		396.189	403.053
Average		393.869	385.792
Min		391.212	361.335
Std Dev		1.812	17.438



1020.1_Osc_Freq @ 15V		
Test Site		
Tester		
Test Number		
Max Limit	440	KHz
Min Limit	360	KHz

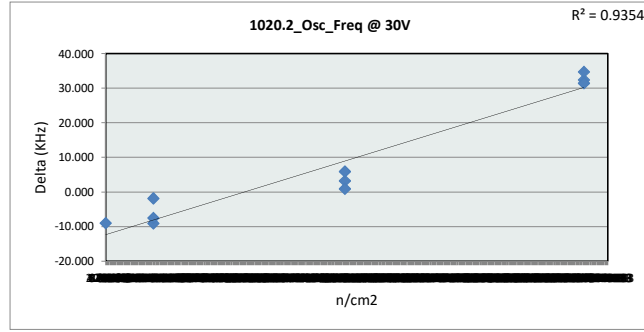
n/cm2	0	1E+12	5E+12	1E+13
LL	360.000	360.000	360.000	360.000
Min	403.053	397.906	390.296	361.335
Average	403.053	399.839	390.340	361.443
Max	403.053	401.335	390.374	361.604
UL	440.000	440.000	440.000	440.000



NDD Report
UC1825B-SP

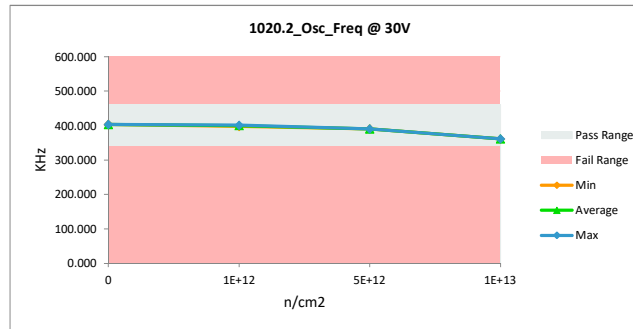
1020.2_Osc_Freq @ 30V		
Test Site		
Tester		
Test Number		
Unit	KHz	KHz
Max Limit	460	460
Min Limit	340	340

n/cm2	Serial #	pre	post
0	52	393.978	402.982
1E+12	53	395.976	397.814
1E+12	54	391.107	400.191
1E+12	55	393.706	401.244
5E+12	56	393.483	390.284
5E+12	57	391.120	390.238
5E+12	58	396.094	390.172
1E+13	59	393.738	361.402
1E+13	60	395.756	361.098
1E+13	61	392.582	361.200
Max		396.094	402.982
Average		393.754	385.662
Min		391.107	361.098
Std Dev		1.822	17.494



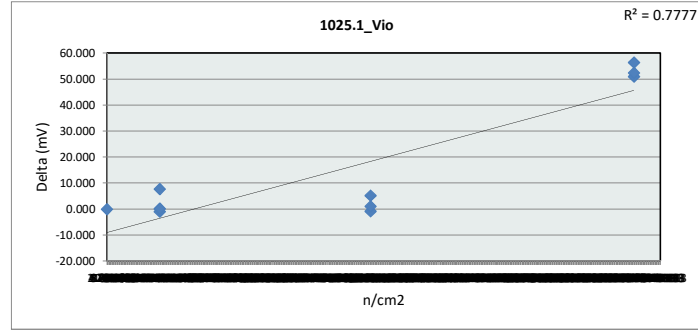
1020.2_Osc_Freq @ 30V		
Test Site		
Tester		
Test Number		
Max Limit	460	KHz
Min Limit	340	KHz

n/cm2	0	1E+12	5E+12	1E+13
LL	340.000	340.000	340.000	340.000
Min	402.982	397.814	390.172	361.098
Average	402.982	399.750	390.231	361.233
Max	402.982	401.244	390.284	361.402
UL	460.000	460.000	460.000	460.000

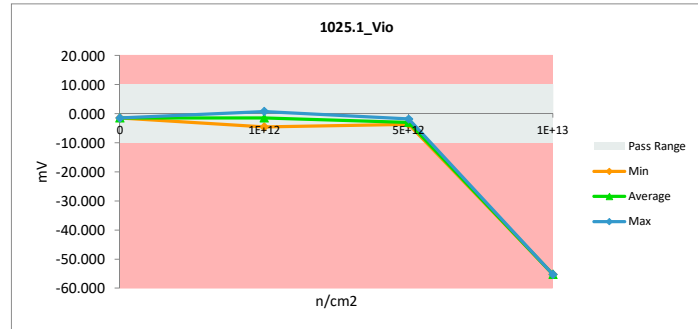


NDD Report
UC1825B-SP

1025.1_Vio			
Test Site			
Tester			
Test Number			
Unit		mV	mV
Max Limit		10	10
Min Limit		-10	-10
n/cm2	Serial #	pre	post
0	52	-1.522	-1.476
1E+12	53	-0.228	0.748
1E+12	54	-0.332	-0.458
1E+12	55	3.119	-4.603
5E+12	56	-2.747	-1.855
5E+12	57	1.444	-3.706
5E+12	58	-2.339	-3.356
1E+13	59	1.076	-55.290
1E+13	60	-4.286	-55.291
1E+13	61	-2.878	-55.291
Max		3.119	0.748
Average		-0.869	-18.058
Min		-4.286	-55.291
Std Dev		2.299	25.740



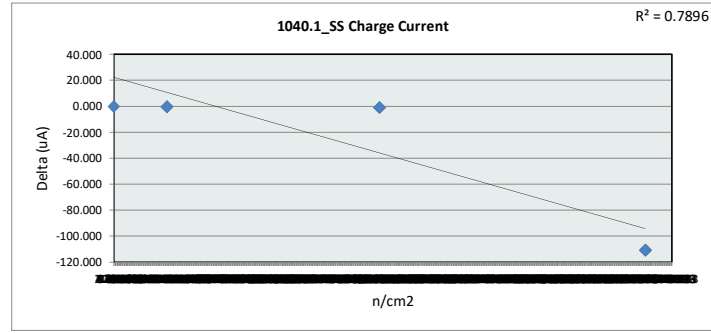
1025.1_Vio				
Test Site				
Tester				
Test Number				
Max Limit	10		mV	
Min Limit	-10		mV	
n/cm2	0	1E+12	5E+12	1E+13
LL	-10.000	-10.000	-10.000	-10.000
Min	-1.476	-4.603	-3.706	-55.291
Average	-1.476	-1.438	-2.972	-55.291
Max	-1.476	0.748	-1.855	-55.290
UL	10.000	10.000	10.000	10.000



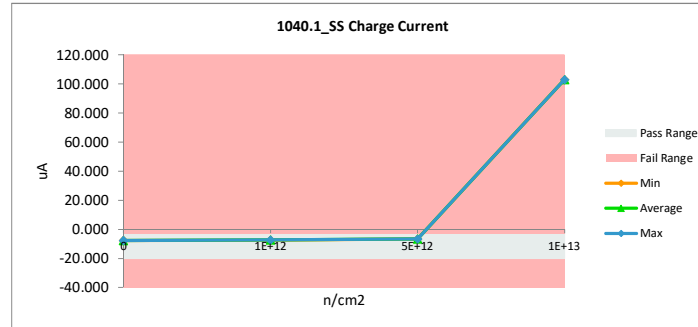
NDD Report
UC1825B-SP

1040.1_SS Charge Current		
Test Site		
Tester		
Test Number		
Unit	uA	uA
Max Limit	-3	-3
Min Limit	-20	-20

n/cm2	Serial #	pre	post
0	52	-7.752	-7.713
1E+12	53	-7.498	-7.454
1E+12	54	-7.760	-7.263
1E+12	55	-7.816	-7.268
5E+12	56	-7.494	-6.601
5E+12	57	-7.701	-6.661
5E+12	58	-7.528	-6.682
1E+13	59	-7.841	102.976
1E+13	60	-7.593	102.976
1E+13	61	-7.790	102.976
Max		-7.494	102.976
Average		-7.677	25.929
Min		-7.841	-7.713
Std Dev		0.136	53.169




1040.1_SS Charge Current				
Test Site				
Tester				
Test Number				
Max Limit	-3	uA		
Min Limit	-20	uA		
n/cm2	0	1E+12	5E+12	1E+13
LL	-20.000	-20.000	-20.000	-20.000
Min	-7.713	-7.454	-6.683	102.976
Average	-7.713	-7.328	-6.648	102.976
Max	-7.713	-7.263	-6.601	102.976
UL	-3.000	-3.000	-3.000	-3.000

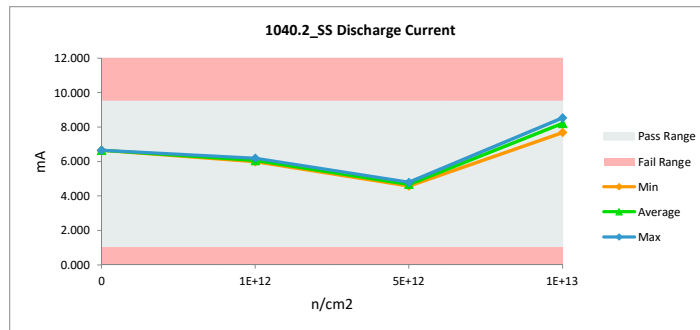


NDD Report
UC1825B-SP

1040.2_SS Discharge Current			
Test Site			
Tester			
Test Number			
Unit	mA	mA	
Max Limit	9.5	9.5	
Min Limit	1	1	
n/cm2	Serial #	pre	post
0	52	6.376	6.648
1E+12	53	6.165	6.194
1E+12	54	6.720	5.997
1E+12	55	6.259	5.985
5E+12	56	6.298	4.661
5E+12	57	6.730	4.793
5E+12	58	6.364	4.576
1E+13	59	6.399	7.683
1E+13	60	6.380	8.534
1E+13	61	6.289	8.421
Max		6.730	8.534
Average		6.398	6.349
Min		6.165	4.576
Std Dev		0.186	1.477

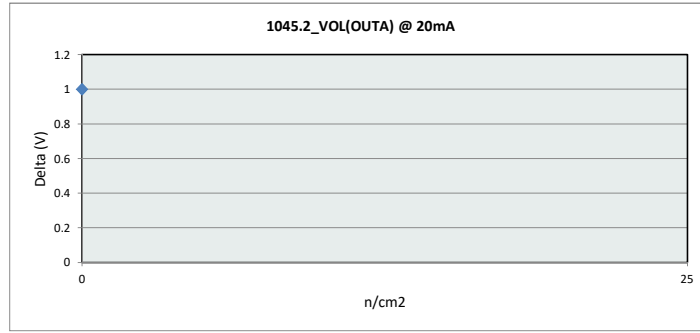


1040.2_SS Discharge Current				
Test Site				
Tester				
Test Number				
Max Limit	9.5	mA		
Min Limit	1	mA		
n/cm2	0	1E+12	5E+12	1E+13
LL	1.000	1.000	1.000	1.000
Min	6.648	5.985	4.576	7.683
Average	6.648	6.058	4.676	8.213
Max	6.648	6.194	4.793	8.534
UL	9.500	9.500	9.500	9.500

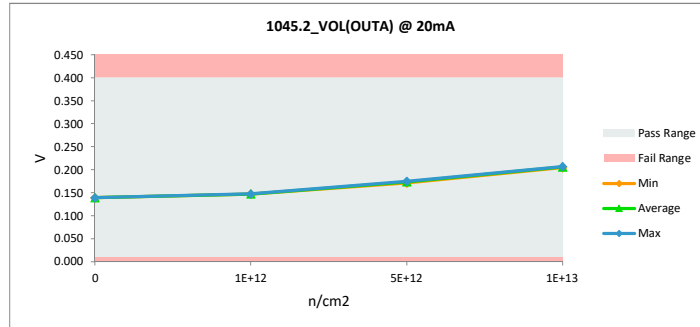


NDD Report
UC1825B-SP

1045.2_VOL(OUTA) @ 20mA			
Test Site			
Tester			
Test Number			
Unit	V	V	
Max Limit	0.4	0.4	
Min Limit	0.01	0.01	
n/cm2	Serial #	pre	post
0	52	0.143	0.139
1E+12	53	0.145	0.147
1E+12	54	0.139	0.147
1E+12	55	0.142	0.147
5E+12	56	0.141	0.175
5E+12	57	0.140	0.171
5E+12	58	0.141	0.175
1E+13	59	0.144	0.204
1E+13	60	0.141	0.206
1E+13	61	0.143	0.207
Max		0.145	0.207
Average		0.142	0.172
Min		0.139	0.139
Std Dev		0.002	0.027

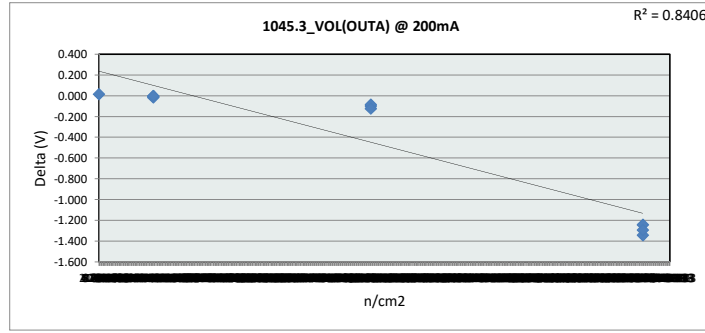


1045.2_VOL(OUTA) @ 20mA				
Test Site				
Tester				
Test Number				
Max Limit	0.4	V		
Min Limit	0.01	V		
n/cm2	0	1E+12	5E+12	1E+13
LL	0.010	0.010	0.010	0.010
Min	0.139	0.147	0.171	0.204
Average	0.139	0.147	0.174	0.206
Max	0.139	0.147	0.175	0.207
UL	0.400	0.400	0.400	0.400

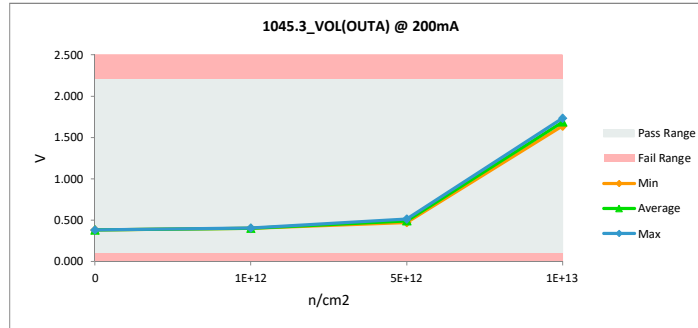


NDD Report
UC1825B-SP

1045.3_VOL(OUTA) @ 200mA			
Test Site			
Tester			
Test Number			
Unit	V	V	
Max Limit	2.2	2.2	
Min Limit	0.1	0.1	
n/cm2	Serial #	pre	post
0	52	0.394	0.381
1E+12	53	0.394	0.401
1E+12	54	0.388	0.404
1E+12	55	0.402	0.405
5E+12	56	0.392	0.491
5E+12	57	0.386	0.473
5E+12	58	0.389	0.514
1E+13	59	0.396	1.639
1E+13	60	0.390	1.734
1E+13	61	0.400	1.693
Max		0.402	1.734
Average		0.393	0.813
Min		0.386	0.381
Std Dev		0.005	0.606

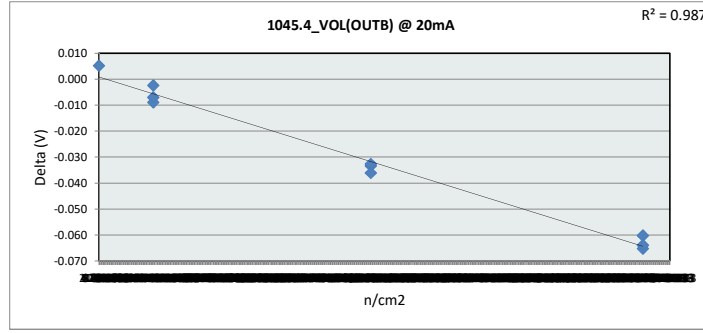


1045.3_VOL(OUTA) @ 200mA				
Test Site				
Tester				
Test Number				
Max Limit	2.2	V		
Min Limit	0.1	V		
n/cm2	0	1E+12	5E+12	1E+13
LL	0.100	0.100	0.100	0.100
Min	0.381	0.402	0.473	1.639
Average	0.381	0.403	0.493	1.688
Max	0.381	0.405	0.514	1.734
UL	2.200	2.200	2.200	2.200

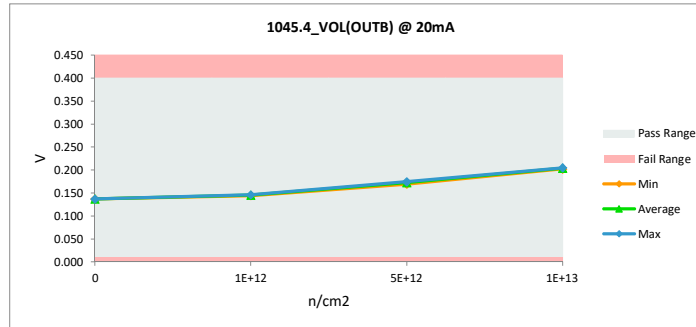


NDD Report
UC1825B-SP

1045.4_VOL(OUTB) @ 20mA			
Test Site			
Tester			
Test Number			
Unit	V	V	
Max Limit	0.4	0.4	
Min Limit	0.01	0.01	
n/cm2	Serial #	pre	post
0	52	0.142	0.137
1E+12	53	0.143	0.145
1E+12	54	0.137	0.146
1E+12	55	0.137	0.144
5E+12	56	0.140	0.173
5E+12	57	0.137	0.169
5E+12	58	0.138	0.175
1E+13	59	0.142	0.202
1E+13	60	0.139	0.205
1E+13	61	0.141	0.205
Max		0.143	0.205
Average		0.140	0.170
Min		0.137	0.137
Std Dev		0.002	0.027

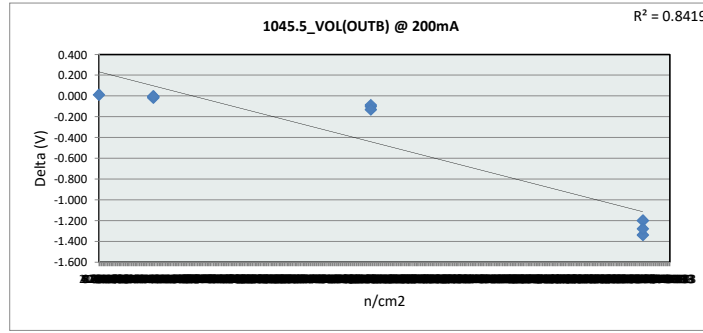


1045.4_VOL(OUTB) @ 20mA				
Test Site				
Tester				
Test Number				
Max Limit	0.4	V		
Min Limit	0.01	V		
n/cm2	0	1E+12	5E+12	1E+13
LL	0.010	0.010	0.010	0.010
Min	0.137	0.144	0.170	0.202
Average	0.137	0.145	0.172	0.204
Max	0.137	0.146	0.175	0.205
UL	0.400	0.400	0.400	0.400

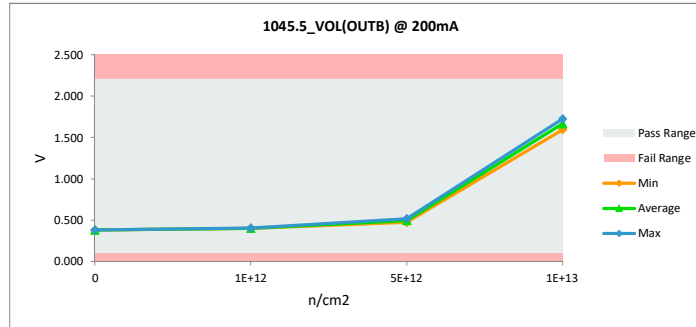


NDD Report
UC1825B-SP

1045.5_VOL(OUTB) @ 200mA			
Test Site			
Tester			
Test Number			
Unit	V	V	
Max Limit	2.2	2.2	
Min Limit	0.1	0.1	
n/cm2	Serial #	pre	post
0	52	0.393	0.380
1E+12	53	0.393	0.400
1E+12	54	0.387	0.403
1E+12	55	0.399	0.402
5E+12	56	0.391	0.491
5E+12	57	0.384	0.472
5E+12	58	0.386	0.517
1E+13	59	0.395	1.594
1E+13	60	0.388	1.725
1E+13	61	0.397	1.675
Max		0.399	1.725
Average		0.391	0.806
Min		0.384	0.380
Std Dev		0.005	0.595

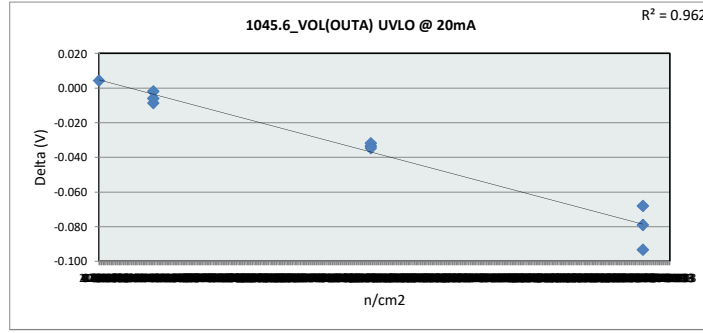


1045.5_VOL(OUTB) @ 200mA				
Test Site				
Tester				
Test Number				
Max Limit	2.2	V		
Min Limit	0.1	V		
n/cm2	0	1E+12	5E+12	1E+13
LL	0.100	0.100	0.100	0.100
Min	0.380	0.400	0.472	1.594
Average	0.380	0.402	0.494	1.664
Max	0.380	0.403	0.517	1.725
UL	2.200	2.200	2.200	2.200

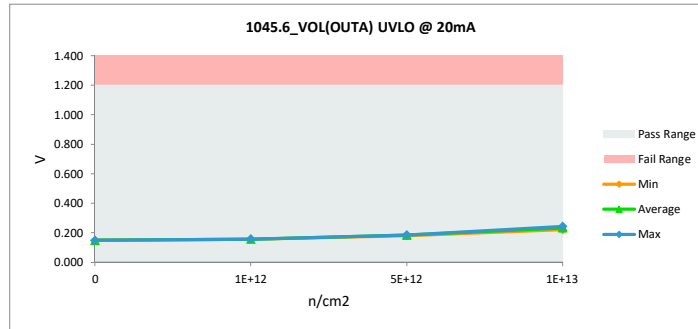


NDD Report
UC1825B-SP

1045.6_VOL(OUTA) UVLO @ 20mA			
Test Site			
Tester			
Test Number			
Unit	V	V	
Max Limit	1.2	1.2	
Min Limit	0.01	0.01	
n/cm2	Serial #	pre	post
0	52	0.154	0.149
1E+12	53	0.155	0.157
1E+12	54	0.148	0.157
1E+12	55	0.152	0.157
5E+12	56	0.152	0.185
5E+12	57	0.150	0.181
5E+12	58	0.151	0.185
1E+13	59	0.154	0.222
1E+13	60	0.151	0.244
1E+13	61	0.153	0.232
Max		0.155	0.244
Average		0.152	0.187
Min		0.148	0.149
Std Dev		0.002	0.035

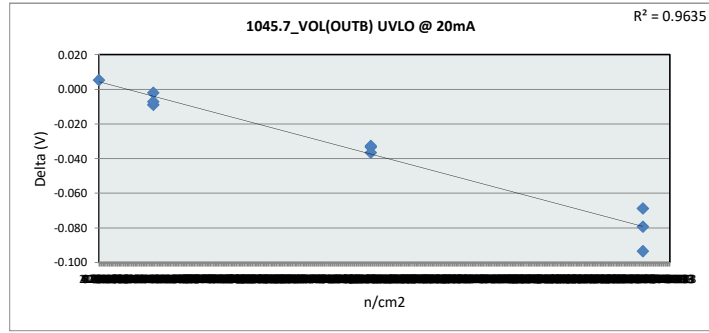


1045.6_VOL(OUTA) UVLO @ 20mA				
Test Site				
Tester				
Test Number				
Max Limit	1.2	V		
Min Limit	0.01	V		
n/cm2	0	1E+12	5E+12	1E+13
LL	0.010	0.010	0.010	0.010
Min	0.149	0.157	0.181	0.222
Average	0.149	0.157	0.184	0.233
Max	0.149	0.158	0.185	0.244
UL	1.200	1.200	1.200	1.200

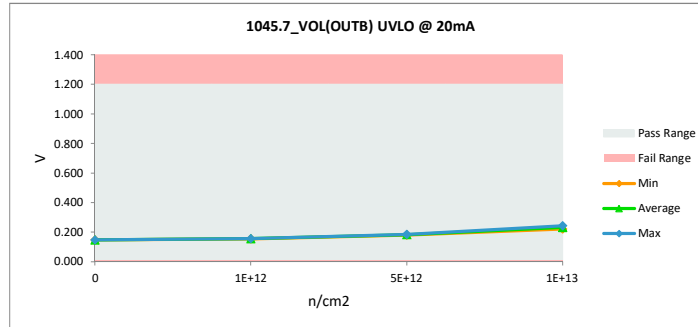


NDD Report
UC1825B-SP

1045.7_VOL(OUTB) UVLO @ 20mA			
Test Site			
Tester			
Test Number			
Unit	V	V	
Max Limit	1.2	1.2	
Min Limit	0.01	0.01	
n/cm2	Serial #	pre	post
0	52	0.153	0.147
1E+12	53	0.153	0.155
1E+12	54	0.147	0.156
1E+12	55	0.148	0.155
5E+12	56	0.150	0.184
5E+12	57	0.147	0.180
5E+12	58	0.149	0.185
1E+13	59	0.152	0.221
1E+13	60	0.150	0.243
1E+13	61	0.152	0.231
Max		0.153	0.243
Average		0.150	0.186
Min		0.147	0.147
Std Dev		0.002	0.035



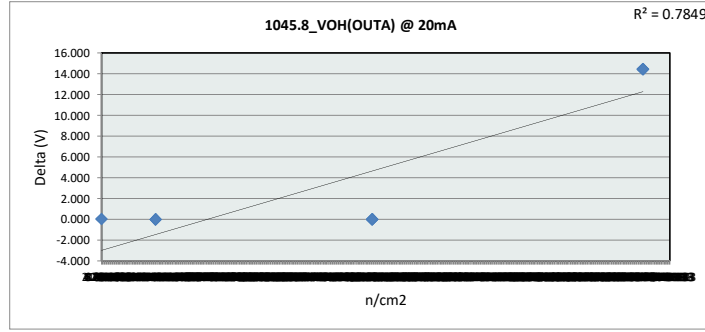
1045.7_VOL(OUTB) UVLO @ 20mA				
Test Site				
Tester				
Test Number				
Max Limit	1.2	V		
Min Limit	0.01	V		
n/cm2	0	1E+12	5E+12	1E+13
LL	0.010	0.010	0.010	0.010
Min	0.147	0.155	0.180	0.221
Average	0.147	0.156	0.183	0.232
Max	0.147	0.157	0.185	0.243
UL	1.200	1.200	1.200	1.200



NDD Report
UC1825B-SP

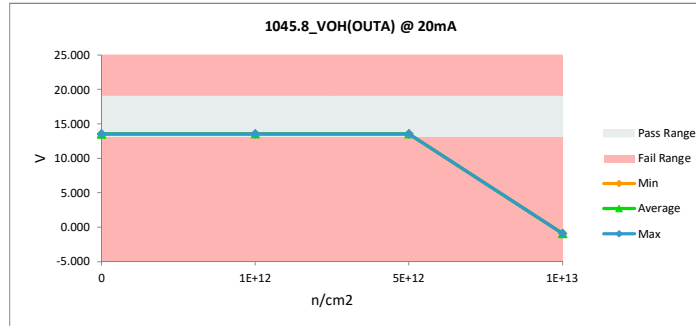
1045.8_VOH(OUTA) @ 20mA		
Test Site		
Tester		
Test Number		
Unit	V	V
Max Limit	19	19
Min Limit	13	13

n/cm2	Serial #	pre	post
0	52	13.542	13.513
1E+12	53	13.545	13.549
1E+12	54	13.550	13.549
1E+12	55	13.540	13.550
5E+12	56	13.547	13.549
5E+12	57	13.549	13.549
5E+12	58	13.549	13.542
1E+13	59	13.544	-0.909
1E+13	60	13.551	-0.913
1E+13	61	13.543	-0.910
Max		13.551	13.550
Average		13.546	9.207
Min		13.540	-0.913
Std Dev		0.004	6.982



1045.8_VOH(OUTA) @ 20mA		
Test Site		
Tester		
Test Number		
Max Limit	19	V
Min Limit	13	V

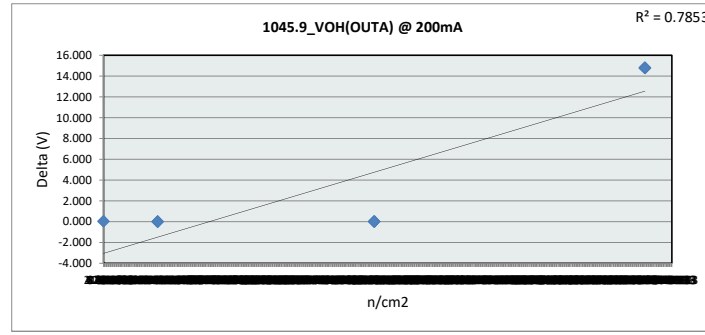
n/cm2	0	1E+12	5E+12	1E+13
LL	13.000	13.000	13.000	13.000
Min	13.513	13.549	13.542	-0.913
Average	13.513	13.550	13.547	-0.911
Max	13.513	13.550	13.549	-0.909
UL	19.000	19.000	19.000	19.000



NDD Report
UC1825B-SP

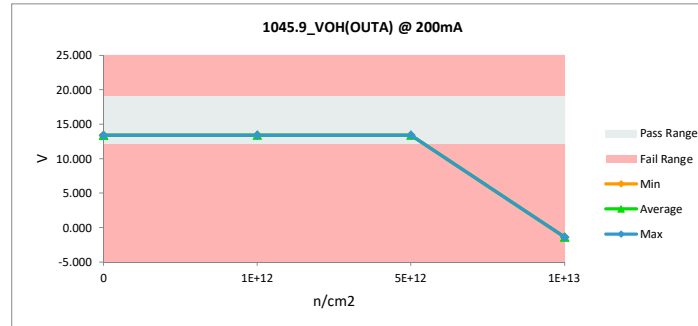
1045.9_VOH(OUTA) @ 200mA		
Test Site		
Tester		
Test Number		
Unit	V	V
Max Limit	19	19
Min Limit	12	12

n/cm2	Serial #	pre	post
0	52	13.392	13.370
1E+12	53	13.397	13.403
1E+12	54	13.403	13.402
1E+12	55	13.388	13.402
5E+12	56	13.400	13.396
5E+12	57	13.402	13.396
5E+12	58	13.401	13.387
1E+13	59	13.394	-1.375
1E+13	60	13.403	-1.386
1E+13	61	13.392	-1.379
Max		13.403	13.403
Average		13.397	8.962
Min		13.388	-1.386
Std Dev		0.005	7.136



1045.9_VOH(OUTA) @ 200mA		
Test Site		
Tester		
Test Number		
Max Limit	19	V
Min Limit	12	V

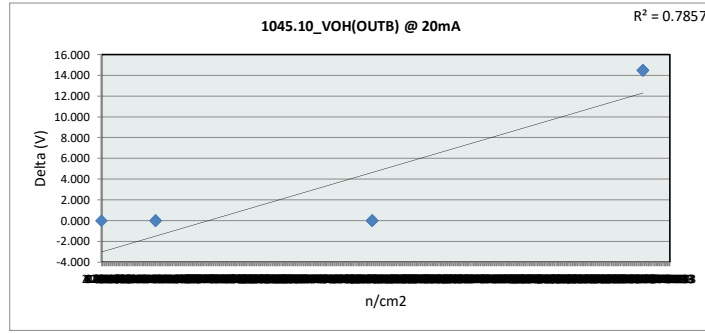
n/cm2	0	1E+12	5E+12	1E+13
LL	12.000	12.000	12.000	12.000
Min	13.370	13.402	13.387	-1.386
Average	13.370	13.402	13.393	-1.380
Max	13.370	13.403	13.396	-1.375
UL	19.000	19.000	19.000	19.000



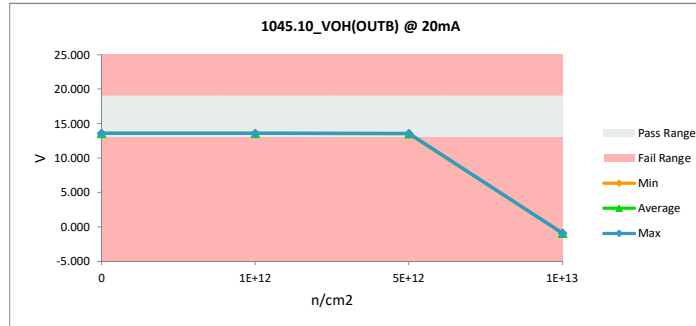
NDD Report
UC1825B-SP

1045.10_VOH(OUTB) @ 20mA		
Test Site		
Tester		
Test Number		
Unit	V	V
Max Limit	19	19
Min Limit	13	13

n/cm2	Serial #	pre	post
0	52	13.550	13.565
1E+12	53	13.556	13.559
1E+12	54	13.562	13.559
1E+12	55	13.549	13.559
5E+12	56	13.555	13.555
5E+12	57	13.557	13.555
5E+12	58	13.558	13.548
1E+13	59	13.552	-0.916
1E+13	60	13.559	-0.920
1E+13	61	13.552	-0.917
Max		13.562	13.565
Average		13.555	9.215
Min		13.549	-0.920
Std Dev		0.004	6.992



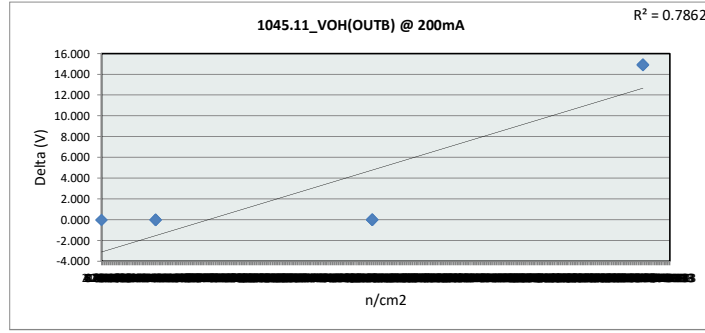
1045.10_VOH(OUTB) @ 20mA				
Test Site				
Tester				
Test Number				
Max Limit	19	V		
Min Limit	13	V		
n/cm2	0	1E+12	5E+12	1E+13
LL	13.000	13.000	13.000	13.000
Min	13.565	13.559	13.548	-0.920
Average	13.565	13.559	13.553	-0.918
Max	13.565	13.559	13.555	-0.916
UL	19.000	19.000	19.000	19.000



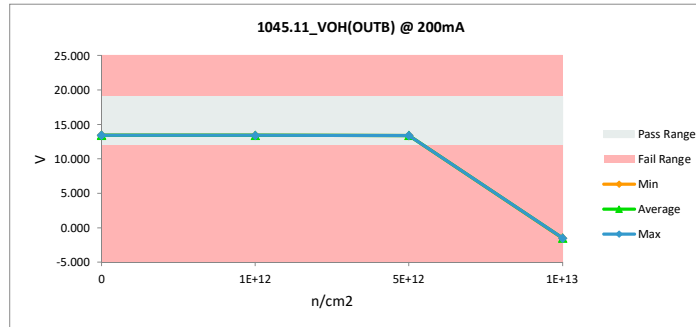
NDD Report
UC1825B-SP

1045.11_VOH(OUTB) @ 200mA		
Test Site		
Tester		
Test Number		
Unit	V	V
Max Limit	19	19
Min Limit	12	12

n/cm2	Serial #	pre	post
0	52	13.404	13.421
1E+12	53	13.409	13.411
1E+12	54	13.416	13.411
1E+12	55	13.401	13.412
5E+12	56	13.410	13.401
5E+12	57	13.413	13.402
5E+12	58	13.415	13.392
1E+13	59	13.406	-1.488
1E+13	60	13.415	-1.507
1E+13	61	13.406	-1.493
Max		13.416	13.421
Average		13.409	8.936
Min		13.401	-1.507
Std Dev		0.005	7.199



1045.11_VOH(OUTB) @ 200mA				
Test Site				
Tester				
Test Number				
Max Limit	19	V		
Min Limit	12	V		
n/cm2	0	1E+12	5E+12	1E+13
LL	12.000	12.000	12.000	12.000
Min	13.421	13.411	13.392	-1.507
Average	13.421	13.411	13.398	-1.496
Max	13.421	13.412	13.402	-1.489
UL	19.000	19.000	19.000	19.000



IMPORTANT NOTICE AND DISCLAIMER

TI PROVIDES TECHNICAL AND RELIABILITY DATA (INCLUDING DATA SHEETS), DESIGN RESOURCES (INCLUDING REFERENCE DESIGNS), APPLICATION OR OTHER DESIGN ADVICE, WEB TOOLS, SAFETY INFORMATION, AND OTHER RESOURCES "AS IS" AND WITH ALL FAULTS, AND DISCLAIMS ALL WARRANTIES, EXPRESS AND IMPLIED, INCLUDING WITHOUT LIMITATION ANY IMPLIED WARRANTIES OF MERCHANTABILITY, FITNESS FOR A PARTICULAR PURPOSE OR NON-INFRINGEMENT OF THIRD PARTY INTELLECTUAL PROPERTY RIGHTS.

These resources are intended for skilled developers designing with TI products. You are solely responsible for (1) selecting the appropriate TI products for your application, (2) designing, validating and testing your application, and (3) ensuring your application meets applicable standards, and any other safety, security, regulatory or other requirements.

These resources are subject to change without notice. TI grants you permission to use these resources only for development of an application that uses the TI products described in the resource. Other reproduction and display of these resources is prohibited. No license is granted to any other TI intellectual property right or to any third party intellectual property right. TI disclaims responsibility for, and you will fully indemnify TI and its representatives against, any claims, damages, costs, losses, and liabilities arising out of your use of these resources.

TI's products are provided subject to [TI's Terms of Sale](#) or other applicable terms available either on ti.com or provided in conjunction with such TI products. TI's provision of these resources does not expand or otherwise alter TI's applicable warranties or warranty disclaimers for TI products.

TI objects to and rejects any additional or different terms you may have proposed.

Mailing Address: Texas Instruments, Post Office Box 655303, Dallas, Texas 75265
Copyright © 2022, Texas Instruments Incorporated