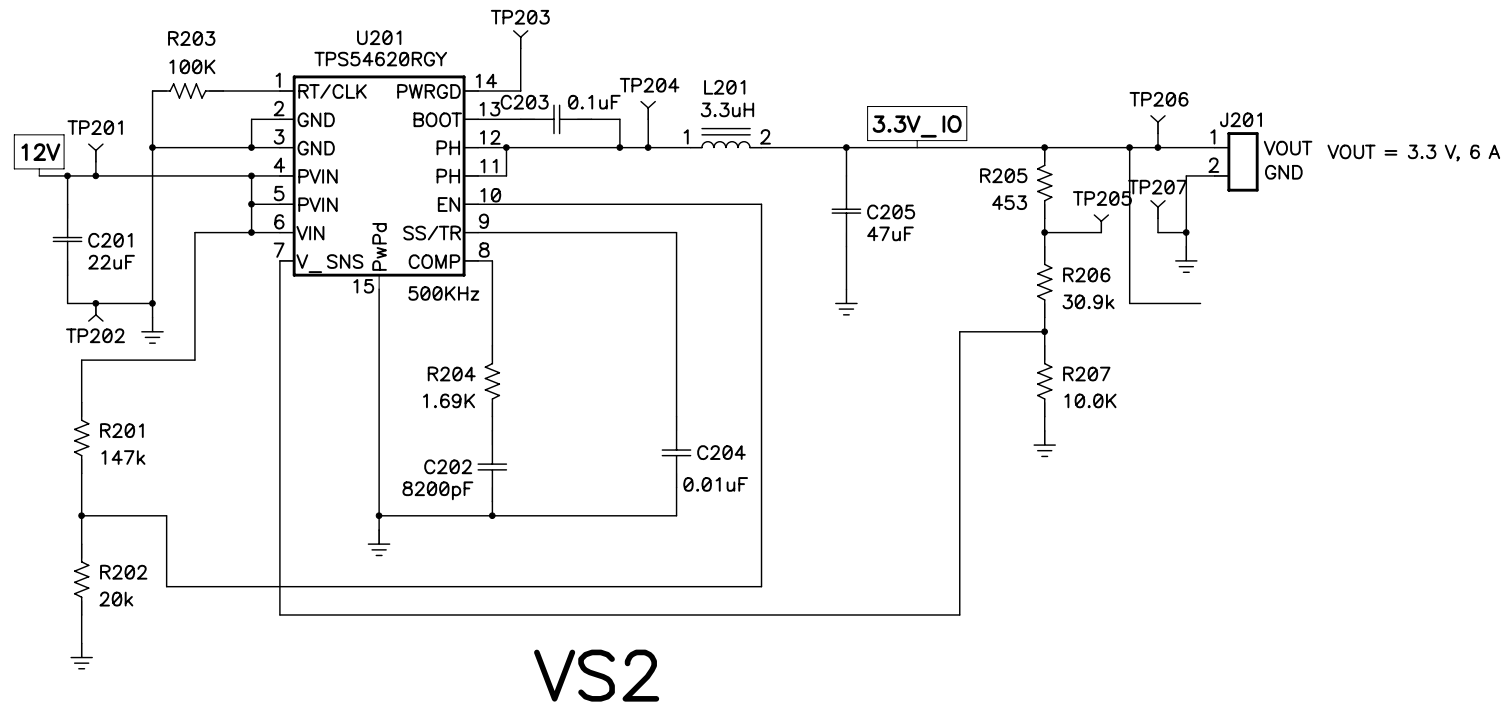


Taken from TPS54231EVM-372 or HPA372 E1

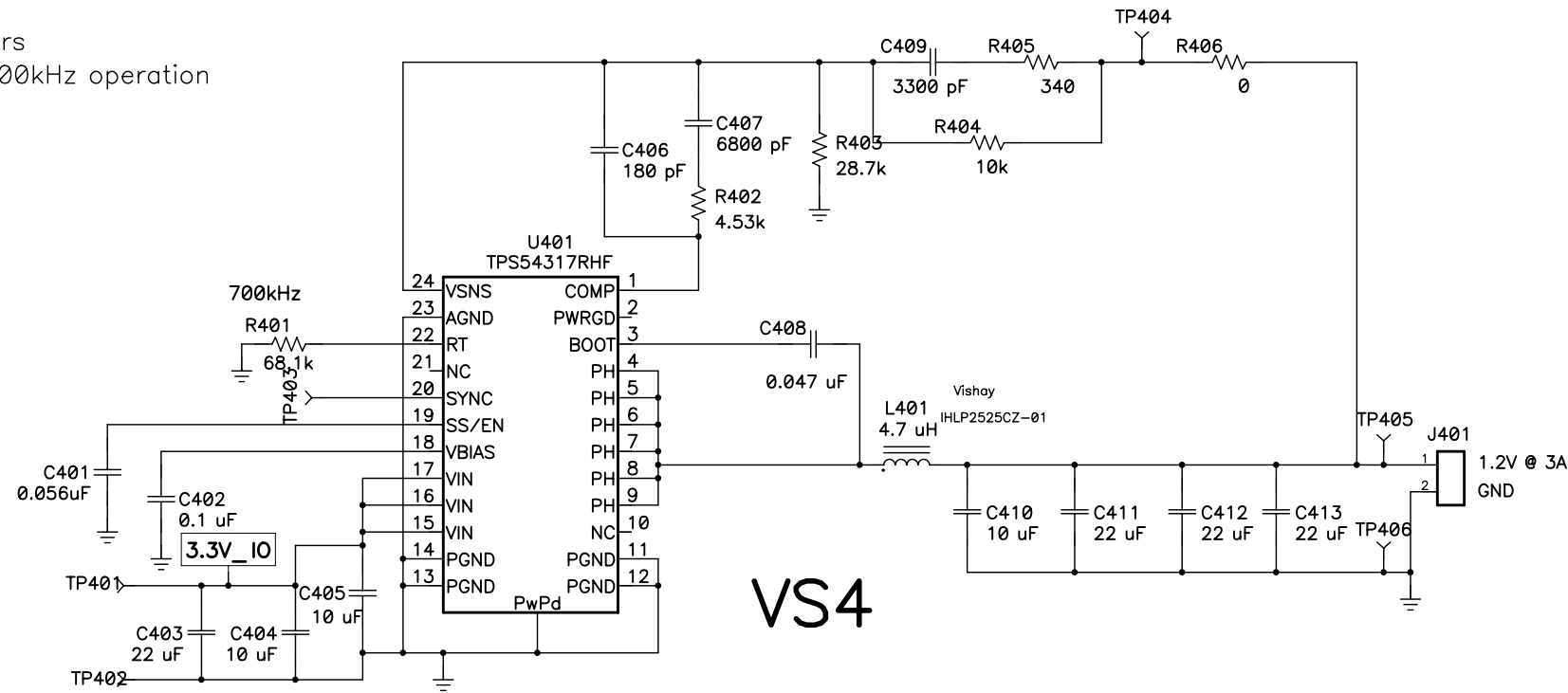


5V & 3.3V\_I/O

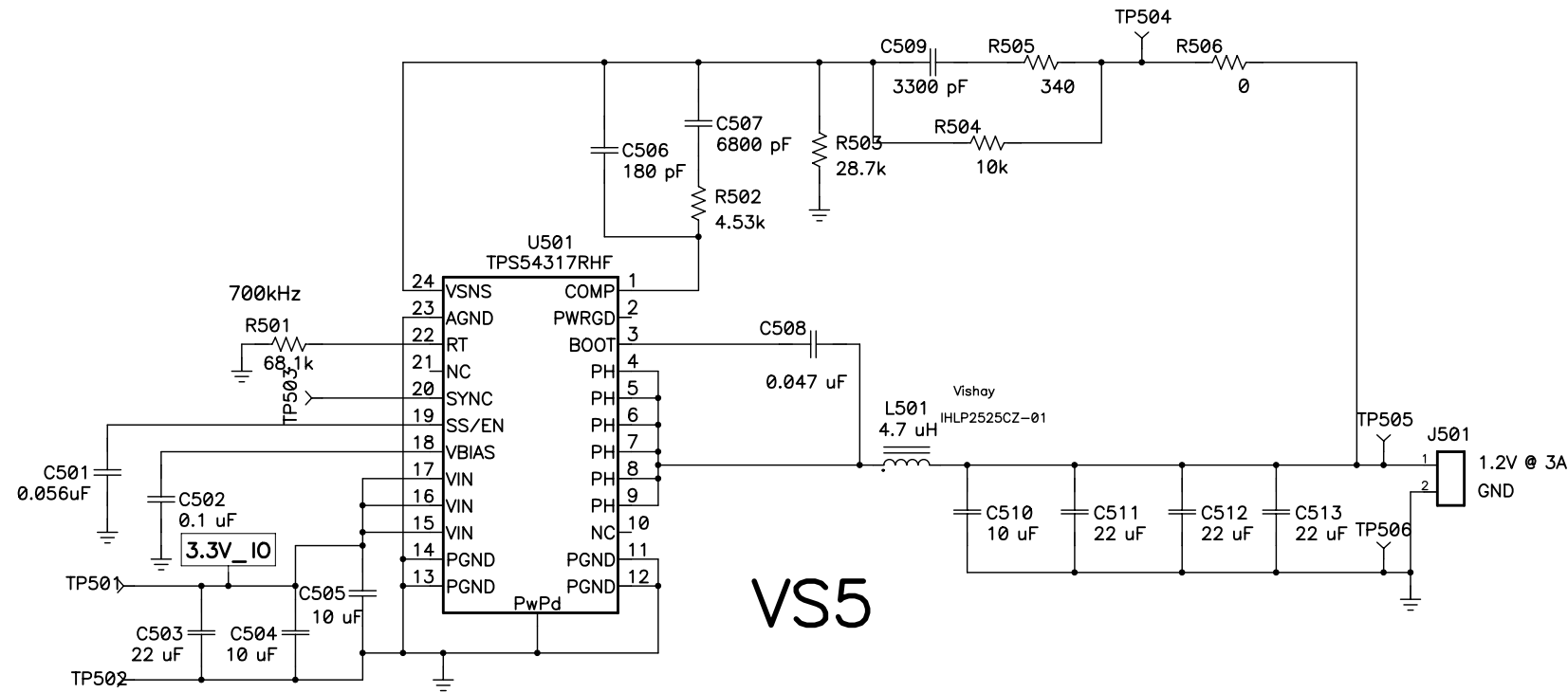
Texas Instruments

Title		
Size C	Number <b>PMP4915</b>	Rev <b>A</b>
Date May 28, 2009	Drawn by Josh Mandelcorn	
Filename PMP4915_REVA.SCH	Sheet 1 of 4	

For channels on this page  
all external component values  
follow those in SLVA284  
except for timing resistors  
which are here set for 700kHz operation



VS4

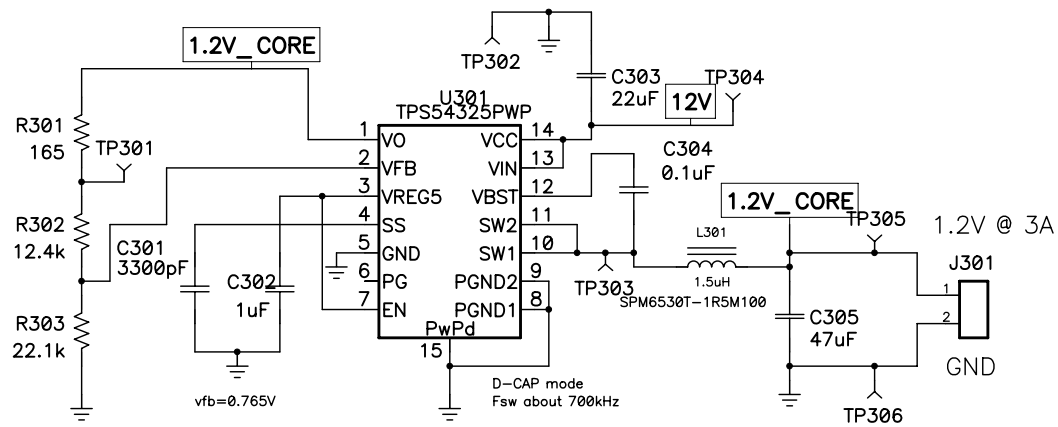


VS5

GTP Core (x2)

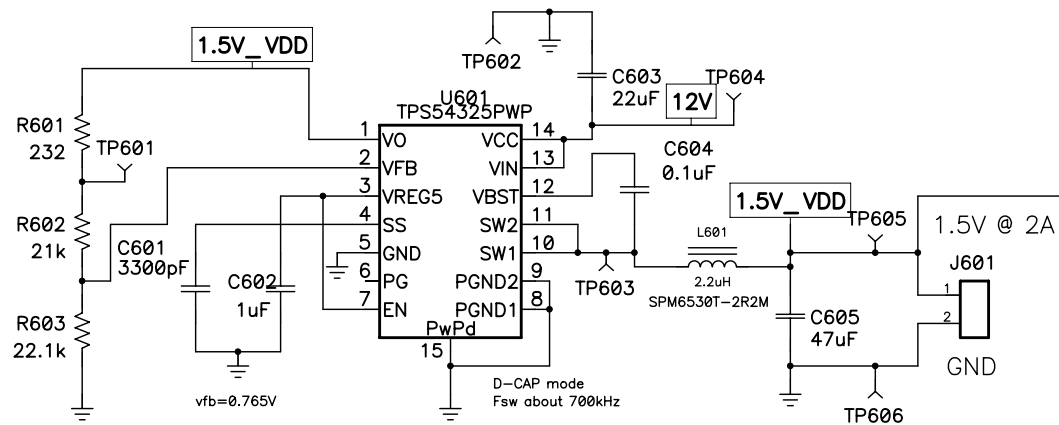
Texas Instruments

Title <b>9 outputs off 12V + DDR3</b>		
Size C	Number <b>PMP4915</b>	Rev <b>A</b>
Date May 28, 2009	Drawn by Josh Mandelcorn	
Filename PMP4915_REVA.SCH	Sheet 2 of 4	

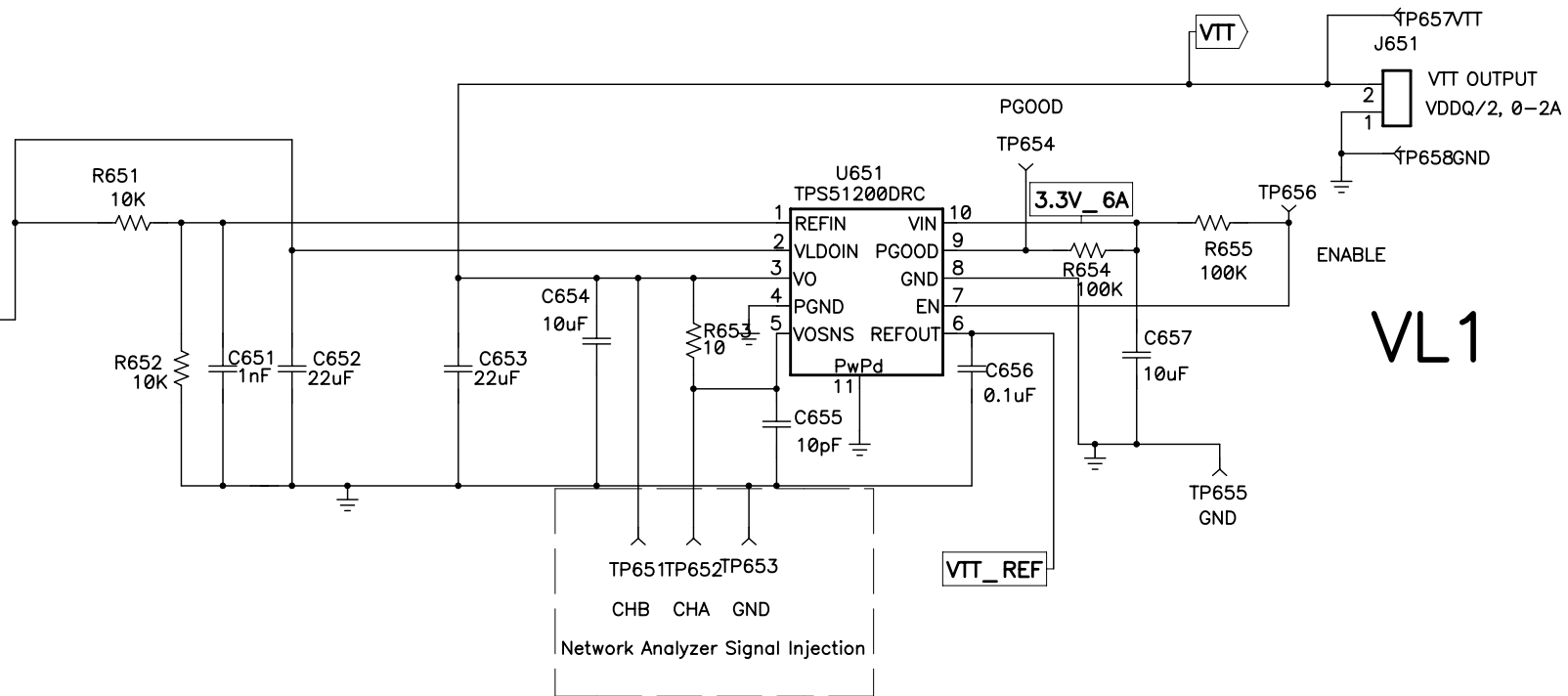


## VS3

Taken from TPS54325EVM or HPA473



## VS6

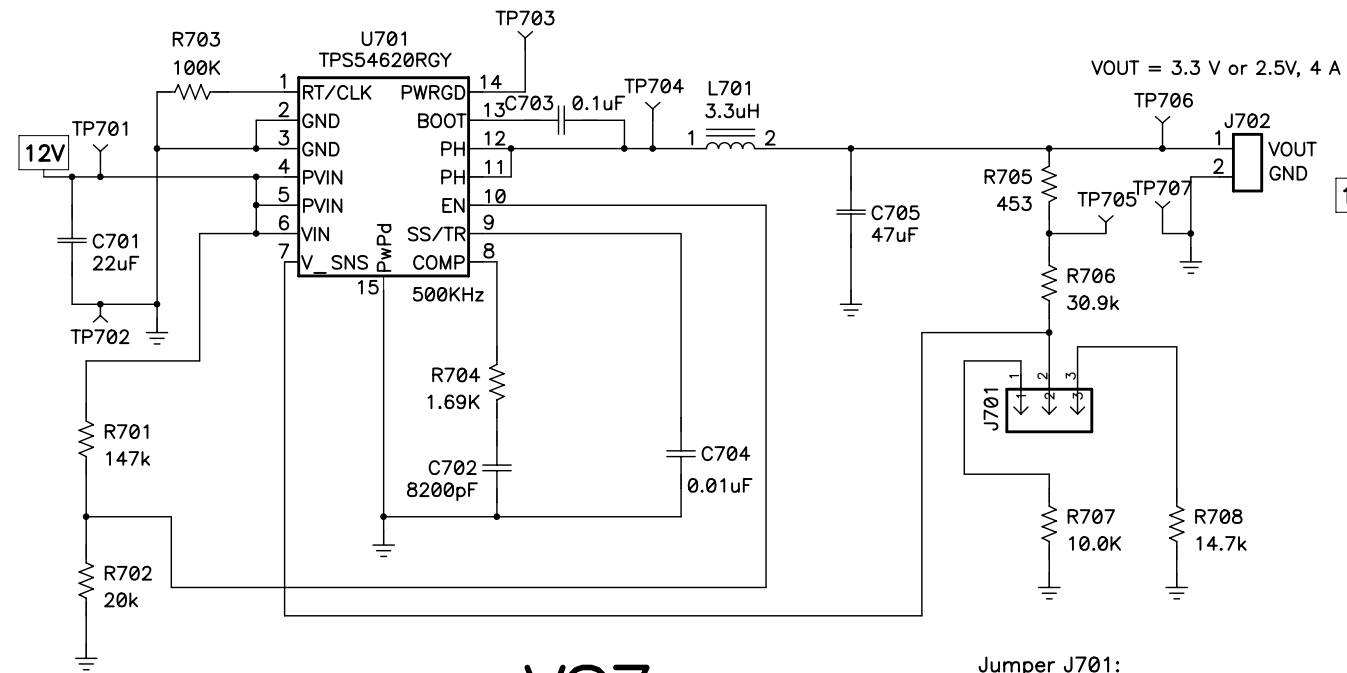


## VL1

Texas Instruments

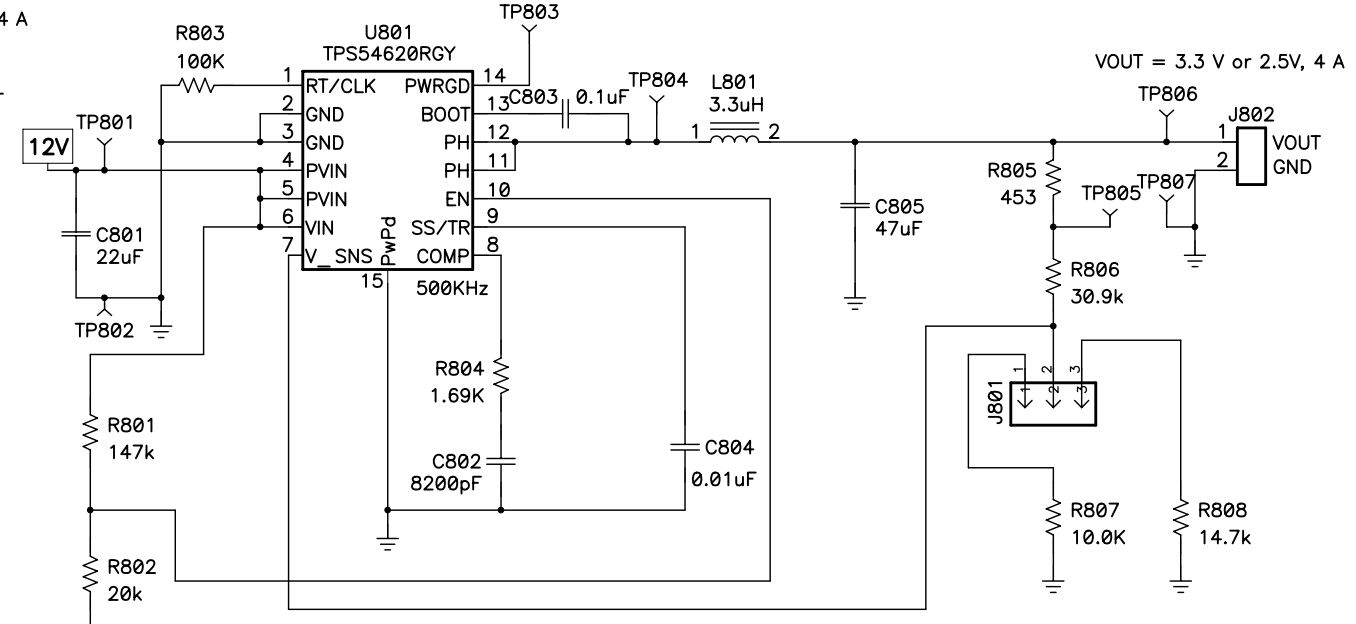
Core & DDR3

Title		
Size C	Number <b>PMP4915</b>	Rev A
Date May 28, 2009	Drawn by Josh Mandelcorn	
Filename PMP4915_REVA.SCH	Sheet 3	of 4



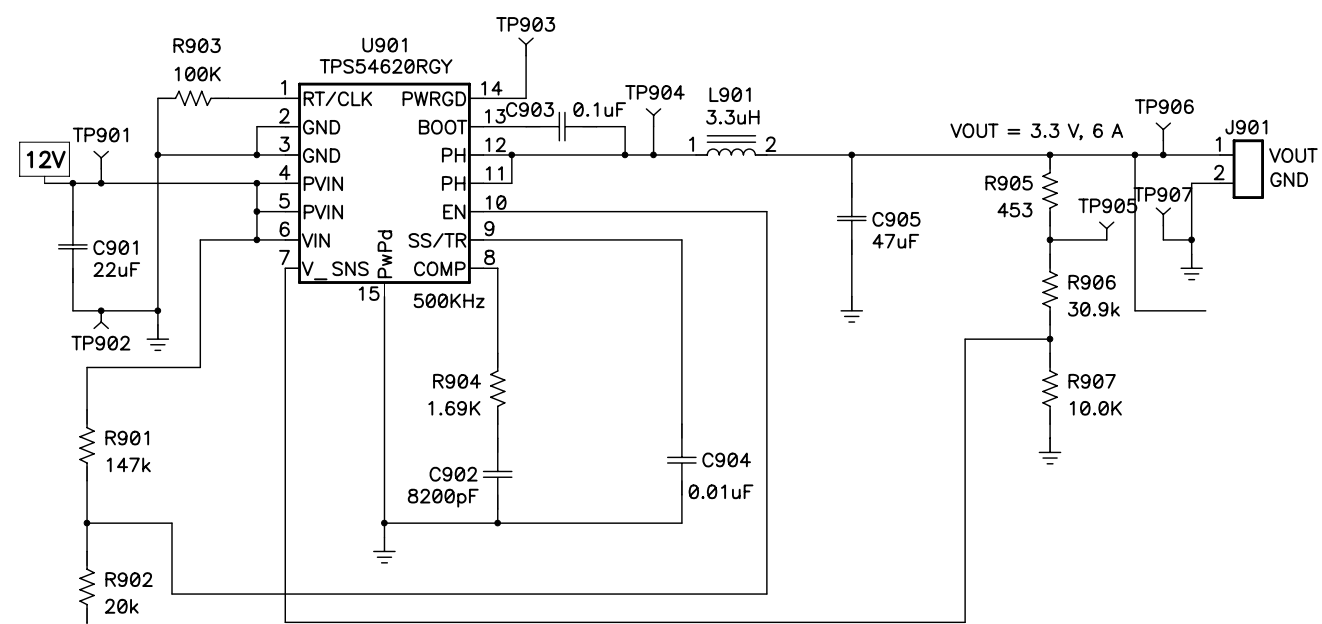
**VS7**

Jumper J701:  
pin 1 to pin 2 for 3.3V  
pin 2 to pin 3 for 2.5V



**VS8**

Jumper J801:  
pin 1 to pin 2 for 3.3V  
pin 2 to pin 3 for 2.5V



**VS9**

Circuits on this page modified from HPA374 E3

**FMC channels**

Texas Instruments

Title		
Size C	Number <b>PMP4915</b>	Rev <b>A</b>
Date May 28, 2009	Drawn by Josh Mandelcorn	
Filename PMP4915_REVA.SCH	Sheet 4 of 4	

PMP4915\_REVA BOM

COUNT	RefDes	Value	Description	Size	Part Number	Mfr
1	C101	10uF	Capacitor, Ceramic, 16V, X7R, 20%	1210	Std	Std
1	C102	0.01uF	Capacitor, Ceramic, 50V, X7R, 10%	0603	Std	Std
1	C103	0.1 uF	Capacitor, Ceramic, 16V, X7R, 10%	0603	Std	Std
1	C104	0.015uF	Capacitor, Ceramic, 16V, X7R, 10%	0603	Std	Std
1	C105	1000 pF	Capacitor, Ceramic, 16V, X7R, 10%	0603	Std	Std
1	C106	47 pF	Capacitor, Ceramic, 16V, X7R, 10%	0603	Std	Std
2	C107, C108	47 uF	Capacitor, Ceramic, 6.3V, X5R, 20%	1210	Std	std
6	C201, C303, C603, C701, C801, C901	22uF	Capacitor, Ceramic, 16V, X7R, 20%	1210	Std	Std
4	C202, C702, C802, C902	8200pF	Capacitor, Ceramic, 50V, X7R, 10%	0603	Std	Std
4	C203, C703, C803, C903	0.1uF	Capacitor, Ceramic, 50V, X7R, 10%	0603	Std	Std
4	C204, C704, C804, C904	0.01uF	Capacitor, Ceramic, 25V, X7R, 10%	0603	Std	Std
4	C205, C705, C805, C905	47uF	Capacitor, Ceramic, 6.3V, X5R, 10%	1210	Std	Std
2	C301, C601	3300pF	Capacitor, Ceramic, Low Inductance, 50V, X7R, 10%	0603	std	std
2	C302, C602	1uF	Capacitor, Ceramic, Low Inductance, 16V, X7R, 20%	0603	std	std
2	C304, C604	0.1uF	Capacitor, Ceramic, Low Inductance, 16V, X7R, 20%	0603	std	std
2	C305, C605	47uF	Capacitor, Ceramic, 6.3V, X5R, 20%	1210	Std	std
2	C401, C501	0.056uF	Capacitor, SMD, 0603, X7R, 16V, 10%	0603	std	std
2	C402, C502	0.1 uF	Capacitor, Ceramic, 25V, X7R, 10%	0603	GRM39X7R104K25	muRata
8	C403, C411, C412, C413, C503, C511, C512, C513	22 uF	Capacitor, Ceramic, 6.3V, X5R, 20 %	1210	std	TDK
4	C404, C410, C504, C510	10 uF	Capacitor, Ceramic, 6.3V, X5R, 20 %	1210	std	TDK
2	C405, C505	10 uF	Capacitor, Ceramic, 16-V, X7R, 20%	1210	C3225X7R1E106K	TDK
2	C406, C506	180 pF	Capacitor, Ceramic, 50V, C0G, 5%	0603	C1608C0G1H181JB	TDK
2	C407, C507	6800 pF	Capacitor, Ceramic, 50-V, X7R, 10%	0603	std	std
2	C408, C508	0.047 uF	Capacitor, Ceramic, 50-V, X5R, 10%	0603	C1608X5R1H473KB	TDK
2	C409, C509	3300 pF	Capacitor, Ceramic, 50V, X7R, 10%	0603	std	TDK
1	C651	1nF	Capacitor, Ceramic, 50V, X7R, 10%	0603	Std	Std
2	C652, C653	22uF	Capacitor, Ceramic, 6.3V, X5R, 20%	0805	Std	Std
2	C654, C657	10uF	Capacitor, Ceramic, 6.3V, X5R, 20 %	0805	GRM40yyyyxxKvv	muRata
1	C655	10pF	Capacitor, Ceramic, 50V, NPO	0603	Std	Std
1	C656	0.1uF	Capacitor, Ceramic, Low Inductance, 16V, X7R, 20%	0603	Std	Std
1	D101	B240A	Diode, Schottky, 3A, 40V	SMA	B340A	Diodes Inc
4	J101, J102, J301, J601		Terminal Block, 2-pin, 15-A, 5.1mm	0.40 x 0.35"	ED1609	OST
5	J201, J651, J702, J802, J901	ED555/2DS	Terminal Block, 2-pin, 6-A, 3.5mm	0.27 x 0.25 inch	ED555/2DS	OST
2	J401, J501		Terminal Block, 2 pin, 6A, 3.5mm	0.27 x 0.25	ED1514	OST
2	J701, J801	PTC36SAAN	Header, Male 3-pin, 100mil spacing, (36-pin strip)	0.100 inch x 3	PTC36SAAN	Sullins
1	L101	10 uH	Inductor, SMT, 3.9A, 35 milliohm	0.402 x 0.394 inch	MSS1038-103NL	Coilcraft
4	L201, L701, L801, L901	3.3uH	Inductor, SMT, 7.8A, 10.4milliohm	0.402 sq inch	CDRH105RNP-3R3NC	Sumida
1	L301	1.5uH	Inductor, SMT, 11A, 10.67 milliohm	0.256 x 0.280 inch	SPM6530T-1R5M100	TDK
2	L401, L501	4.7 uH	Inductor, SMT, 5.5A, 40milliohm	0.255 x 0.270 inch	IHLP2525CZ-01	Vishay
1	L601	2.2uH	Inductor, SMT, 8.2A, 19 milliohm	0.256 x 0.280 inch	SPM6530T-2R2M	TDK
3	R101, R401, R501	68.1k	Resistor, Chip, 1/16W, 1%	0603	Std	Std
4	R102, R105, R404, R504	10k	Resistor, Chip, 1/16W, 1%	0603	Std	Std
1	R103	29.4k	Resistor, Chip, 1/16W, 1%	0603	Std	Std
1	R104	49.9	Resistor, Chip, 1/16W, 1%	0603	Std	Std
1	R106	1.91k	Resistor, Chip, 1/16W, 1%	0603	Std	Std
4	R201, R701, R801, R901	147k	Resistor, Chip, 1/16W, 1%	0603	Std	Std
4	R202, R702, R802, R902	20k	Resistor, Chip, 1/16W, 1%	0603	Std	Std
4	R203, R703, R803, R903	100K	Resistor, Chip, 1/16W, 1%	0603	Std	Std
4	R204, R704, R804, R904	1.69K	Resistor, Chip, 1/16W, 1%	0603	Std	Std

4	R205, R705, R805, R905	453	Resistor, Chip, 1/16W, 1%	0603	Std	Std
4	R206, R706, R806, R906	30.9k	Resistor, Chip, 1/16W, 1%	0603	Std	Std
4	R207, R707, R807, R907	10.0K	Resistor, Chip, 1/16W, 1%	0603	Std	Std
1	R301	165	Resistor, Chip, 1/16W, 1%	0603	std	std
1	R302	12.4k	Resistor, Chip, 1/16W, 1%	0603	std	std
2	R303, R603	22.1k	Resistor, Chip, 1/16W, 1%	0603	std	std
2	R402, R502	4.53k	Resistor, Chip, 1/16W, 1%	0603	Std	Std
2	R403, R503	28.7k	Resistor, Chip, 1/16W, 1%	0603	Std	Std
2	R405, R505	340	Resistor, Chip, 1/16W, 1%	0603	Std	Std
2	R406, R506	0	Resistor, Chip, 1/16W, 1%	0603	Std	Std
1	R601	232	Resistor, Chip, 1/16W, 1%	0603	std	std
1	R602	21k	Resistor, Chip, 1/16W, 1%	0603	std	std
2	R651, R652	10K	Resistor, Chip, 1/16W, 1%	0603	Std	Std
1	R653	10	Resistor, Chip, 1/16W, 5%	0603	Std	Std
2	R654, R655	100K	Resistor, Chip, 1/16W, 1%	0603	Std	Std
2	R708, R808	14.7k	Resistor, Chip, 1/16W, 1%	0603	Std	Std
1	SH651		Short jumper			
	Switcher W/ Integrated FET*	TI	HTSSOP-14			
	TP101, TP103, TP104, TP201, TP204, TP205, TP206, TP301, TP304, TP305, TP401, TP403, TP404, TP405, TP501, TP503, TP504, TP505, TP601, TP604, TP605, TP701, TP704, TP705, TP706, TP801, TP804, TP805, TP806, TP901, TP904, TP905, TP906, TP102, TP105, TP202, TP203, TP207, TP302, TP306, TP402, TP406, TP502, TP506, TP602, TP606, TP702, TP703, TP707, TP802, TP803, TP807, TP902, TP903, TP907					
33	TP504, TP505, TP601, TP604, TP605, TP701, TP704, TP705, TP706, TP801, TP804, TP805, TP806, TP901, TP904, TP905, TP906	5000	Test Point, Red, Thru Hole Color Keyed	0.100 x 0.100 inch	5000	Keystone
22	TP102, TP105, TP202, TP203, TP207, TP302, TP306, TP402, TP406, TP502, TP506, TP602, TP606, TP702, TP703, TP707, TP802, TP803, TP807, TP902, TP903, TP907	5001	Test Point, Black, Thru Hole Color Keyed	0.100 x 0.100 inch	5001	Keystone
2	TP303, TP603	5015	5015	Test Point, SMT	Keystone	0.105 x 0.040 inch
4	TP651, TP652, TP654, TP656	5012	Test Point, White, Thru Hole	0.125 x 0.125 inch	5012	Keystone
3	TP653, TP655, TP658	5011	Test Point, Black, Thru Hole	0.125 x 0.125 inch	5011	Keystone
1	TP657	5010	Test Point, Red, Thru Hole	0.125 x 0.125 inch	5010	Keystone
1	U101	TPS54231D	IC, DC-DC Converter, 28V, 2A	SO-8	TPS54231D	TI
4	U201, U701, U801, U901	TPS54620RGY	TPS54620RGY	IC, 1.6V-17V Synchr	TI	3.5mm x 3.3mm QFN14
2	U301	TPS54325PWP	IC, 3-A Output Single Sync. Step-Down		TPS54325PWP	
2	U401, U501	TPS54317RHF	IC, IFET Power Controller, AdjV, 3A	QFN-24	TPS54317RHF	TI
1	U651	TPS51200DRC	IC, Sink/Source DDR Termination Regulator	DRC	TPS51200DRC	TI

Notes:

1. These assemblies are ESD sensitive, ESD precautions shall be observed.
2. These assemblies must be clean and free from flux and all contaminants.  
Use of no clean flux is not acceptable.
3. These assemblies must comply with workmanship standards IPC-A-610 Class 2.
4. Ref designators marked with an asterisk ("\*\*") cannot be substituted.  
All other components can be substituted with equivalent MFG's components.

## 重要声明

德州仪器 (TI) 及其下属子公司有权在不事先通知的情况下, 随时对所提供的产品和服务进行更正、修改、增强、改进或其它更改, 并有权随时中止提供任何产品和服务。客户在下订单前应获取最新的相关信息, 并验证这些信息是否完整且是最新的。所有产品的销售都遵循在订单确认时所提供的 TI 销售条款与条件。

TI 保证其所销售的硬件产品的性能符合 TI 标准保修的适用规范。仅在 TI 保修的范围内, 且 TI 认为有必要时才会使用测试或其它质量控制技术。除非政府做出了硬性规定, 否则没有必要对每种产品的所有参数进行测试。

TI 对应用帮助或客户产品设计不承担任何义务。客户应对其使用 TI 组件的产品和应用自行负责。为尽量减小与客户产品和应用相关的风险, 客户应提供充分的设计与操作安全措施。

TI 不对任何 TI 专利权、版权、屏蔽作品权或其它与使用了 TI 产品或服务的组合设备、机器、流程相关的 TI 知识产权中授予的直接或隐含权限作出任何保证或解释。TI 所发布的与第三方产品或服务有关的信息, 不能构成从 TI 获得使用这些产品或服务的许可、授权、或认可。使用此类信息可能需要获得第三方的专利权或其它知识产权方面的许可, 或是 TI 的专利权或其它知识产权方面的许可。

对于 TI 的数据手册或数据表, 仅在没有对内容进行任何篡改且带有相关授权、条件、限制和声明的情况下才允许进行复制。在复制信息的过程中对内容的篡改属于非法的、欺诈性商业行为。TI 对此类篡改过的文件不承担任何责任。

在转售 TI 产品或服务时, 如果存在对产品或服务参数的虚假陈述, 则会失去相关 TI 产品或服务的明示或暗示授权, 且这是非法的、欺诈性商业行为。TI 对此类虚假陈述不承担任何责任。

可访问以下 URL 地址以获取有关其它 TI 产品和应用解决方案的信息:

### 产品

放大器	<a href="http://www.ti.com.cn/amplifiers">http://www.ti.com.cn/amplifiers</a>
数据转换器	<a href="http://www.ti.com.cn/dataconverters">http://www.ti.com.cn/dataconverters</a>
DSP	<a href="http://www.ti.com.cn/dsp">http://www.ti.com.cn/dsp</a>
接口	<a href="http://www.ti.com.cn/interface">http://www.ti.com.cn/interface</a>
逻辑	<a href="http://www.ti.com.cn/logic">http://www.ti.com.cn/logic</a>
电源管理	<a href="http://www.ti.com.cn/power">http://www.ti.com.cn/power</a>
微控制器	<a href="http://www.ti.com.cn/microcontrollers">http://www.ti.com.cn/microcontrollers</a>

### 应用

音频	<a href="http://www.ti.com.cn/audio">http://www.ti.com.cn/audio</a>
汽车	<a href="http://www.ti.com.cn/automotive">http://www.ti.com.cn/automotive</a>
宽带	<a href="http://www.ti.com.cn/broadband">http://www.ti.com.cn/broadband</a>
数字控制	<a href="http://www.ti.com.cn/control">http://www.ti.com.cn/control</a>
光纤网络	<a href="http://www.ti.com.cn/optical network">http://www.ti.com.cn/optical network</a>
安全	<a href="http://www.ti.com.cn/security">http://www.ti.com.cn/security</a>
电话	<a href="http://www.ti.com.cn/telecom">http://www.ti.com.cn/telecom</a>
视频与成像	<a href="http://www.ti.com.cn/video">http://www.ti.com.cn/video</a>
无线	<a href="http://www.ti.com.cn/wireless">http://www.ti.com.cn/wireless</a>

邮寄地址: Texas Instruments, Post Office Box 655303, Dallas, Texas 75265  
Copyright © 2006, Texas Instruments Incorporated