REVISIONS				
ZONE	LTR	DESCRIPTION	DATE	APPROVED

THIS DRAWING IS INTENDED TO HELP IN THE ASSEMBLY OF THE DESIGN.

1. REFER TO ODB++ FILE FOR SPECIFIC COMPONENT LOCATION INFORMATION.

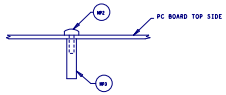

DETAIL A (SIDE VIEW) - NO SCALE
INSTALL SPACERS (MP3) AND SCREWS (MP2) AS SHOWN.

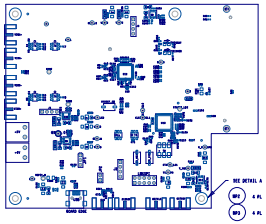

TEXAS INSTRUMENTS, INC.
ADC16DX370/LM97937 EVM
PCB REV A

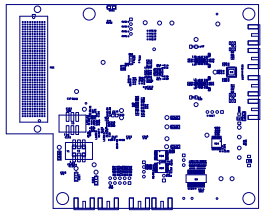

UNLESS OTHERWISE SPECIFIED DIMENSIONS ARE IN INCHES TOLERANCES ARE: FRACTIONS DECIMALS ANGLES +/- .XX +/-.01 +/- .XXX +/-.005	CONTRACT NO.		TEXAS INSTRUMENTS INC.
	APPROVALS	DATE	ASSEMBLY DRAWING ADC16DX370/LM97937 EVM
	DRAWN L. NGUYEN	01-16-14	
MATERIAL SEE NOTE 5	ENGR J. CARNES		
FINISH SEE NOTES 7, 8, 9			SIZE B / CODE IDENT NO. / DRAWING NO. / REV. A
DO NOT SCALE DRAWING			SCALE NONE / SHEET 1 OF 1