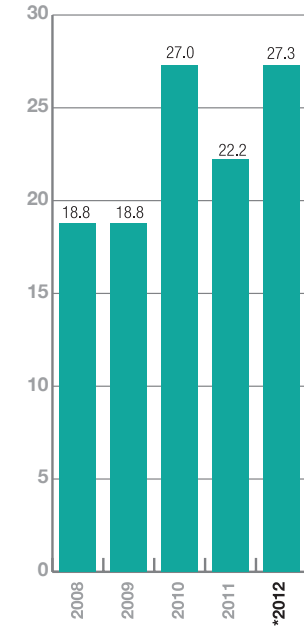


Corporate giving

(Million \$)

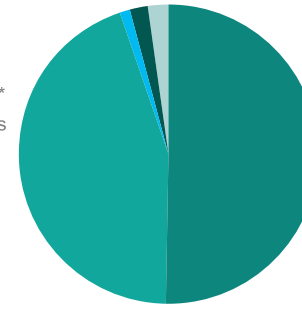


Year	Total
2008	\$18,760,530.16
2009	\$18,786,046.37
2010	\$26,971,406.74
2011	\$22,239,981.00
2012*	\$27,332,625.00

*Does not include gifts-in-kind valued at \$202,000.

Corporate giving by type

- 50% Education
- 44% TI Foundation contribution*
- 1% Health and human services
- 2% Arts and culture
- 2% Civic and business



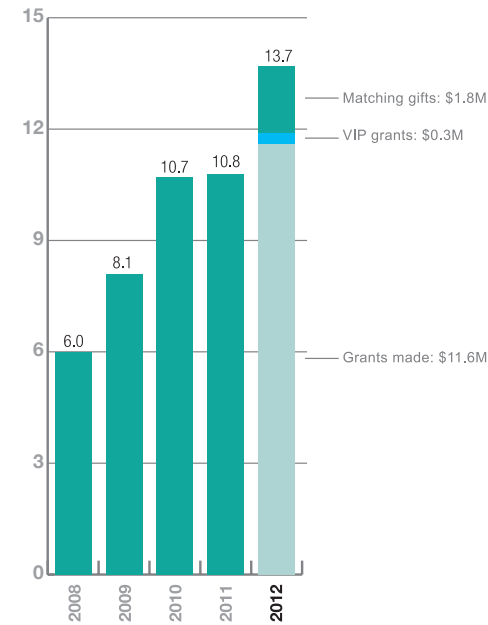
2012 TI corporate contributions worldwide: \$27.3M

*TI gives an annual donation to the TI Foundation. In 2012, TI contributed \$12 million. The TI Foundation funded \$13.7 million in programs through grants, matching gifts and VIP (Volunteer Incentive Program) grants.

Contribution type	Total
Education	\$13,783,031
TI Foundation contribution*	\$12,000,000
Health and Human Services	\$384,267
Arts and culture	\$600,040
Civic and Business	\$565,287
Grand Total	\$27,332,625

TI Foundation giving*

(Million \$)

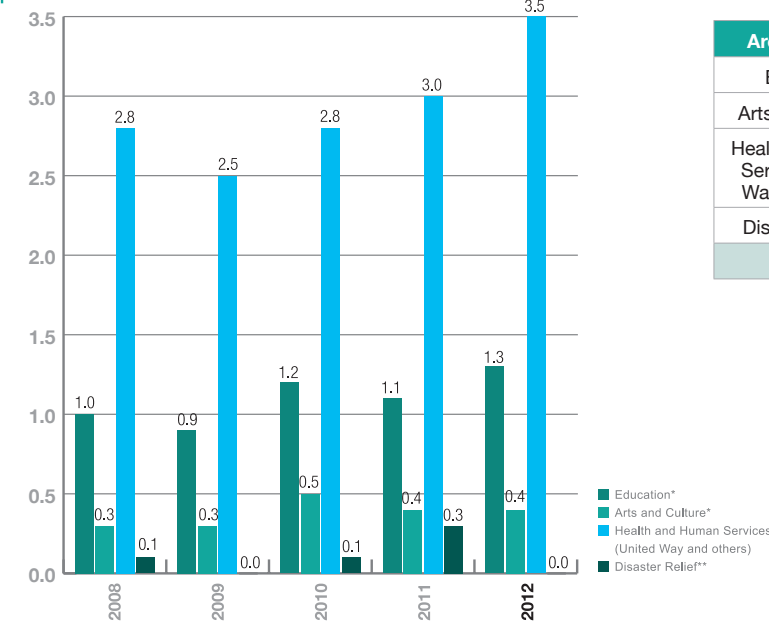


Year	Total
2008	\$6,848,549
2009	\$8,117,833
2010	\$10,698,947
2011	\$10,754,382
2012	\$13,716,054

*Includes grants to eligible organizations, in addition to employee matched contributions and VIP (Volunteer Incentive Program) grants.

Employee giving

(Million \$)



Area of Giving	2008	2009	2010	2011	2012
Education*	1.0	0.9	1.2	1.1	1.3
Arts and Culture*	0.3	0.3	0.5	0.4	0.4
Health and Human Services (United Way and others)	2.8	2.5	2.8	3.0	3.5
Disaster Relief**	0.1	0.0	0.1	0.3	0.0
Total	4.2	3.7	4.6	4.8	5.2

*Giving tracked through the U.S.-based TI Foundation matching gifts program.

**Includes employee gifts in support of domestic and international disaster relief efforts but does not include value of employee volunteer hours. This does not include a 2010 TI Foundation gift of \$200,000 given for relief efforts in Haiti and 2011 gift of more than \$428,000 for relief efforts in Japan.