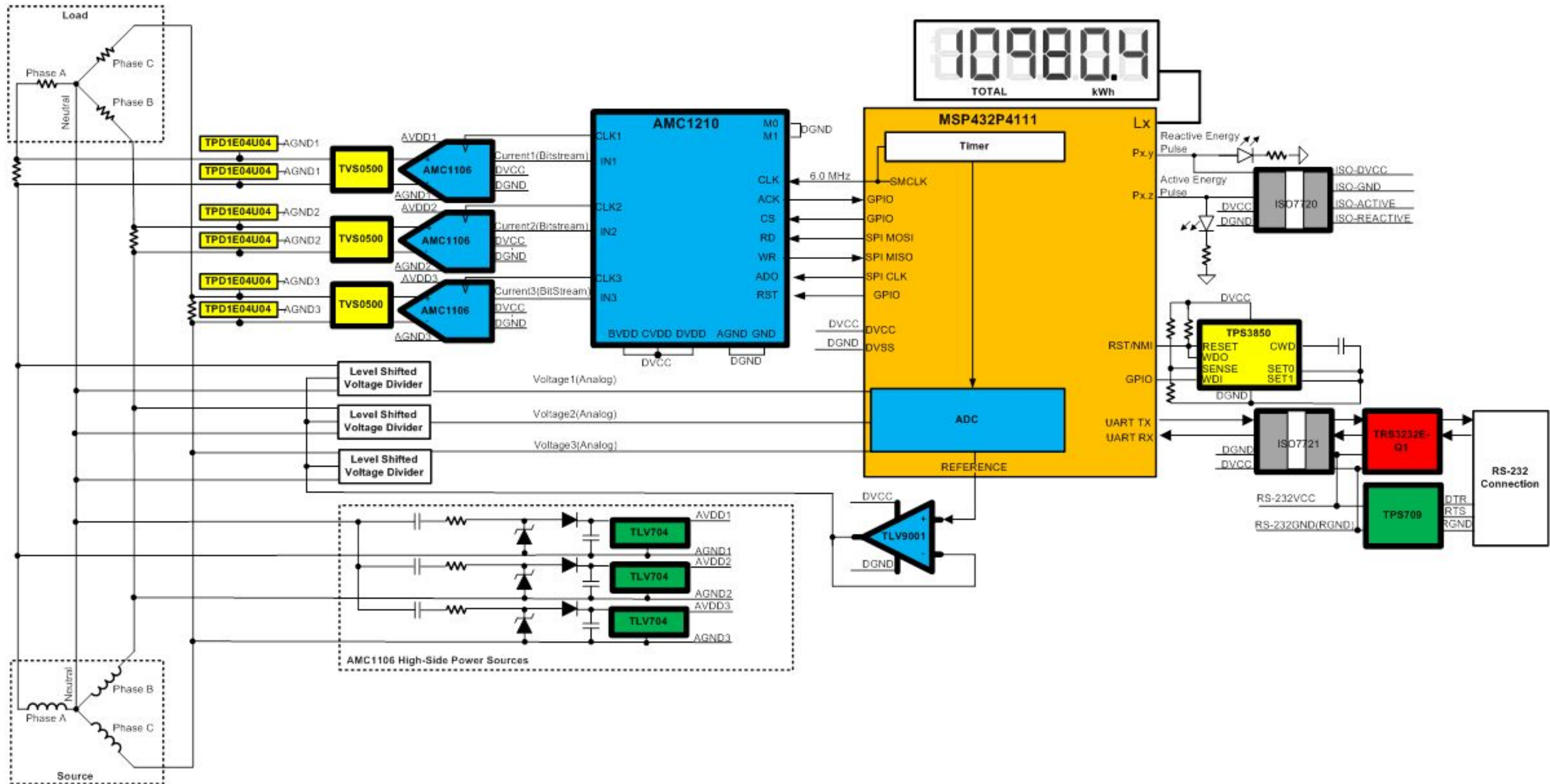


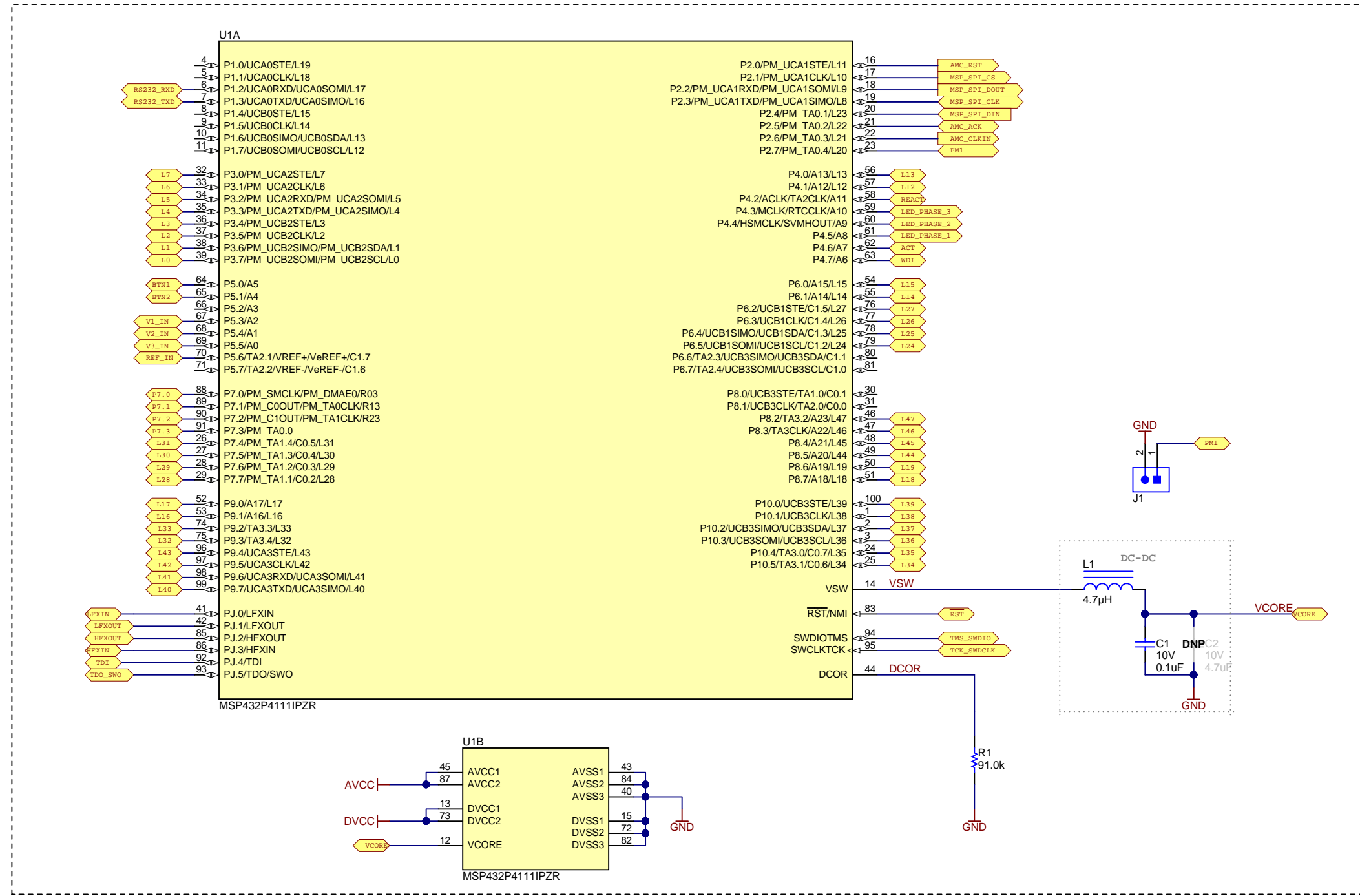
Revision History

Rev	ECN #	Approved Date	Approved by	Notes
N/A	N/A	N/A	N/A	N/A



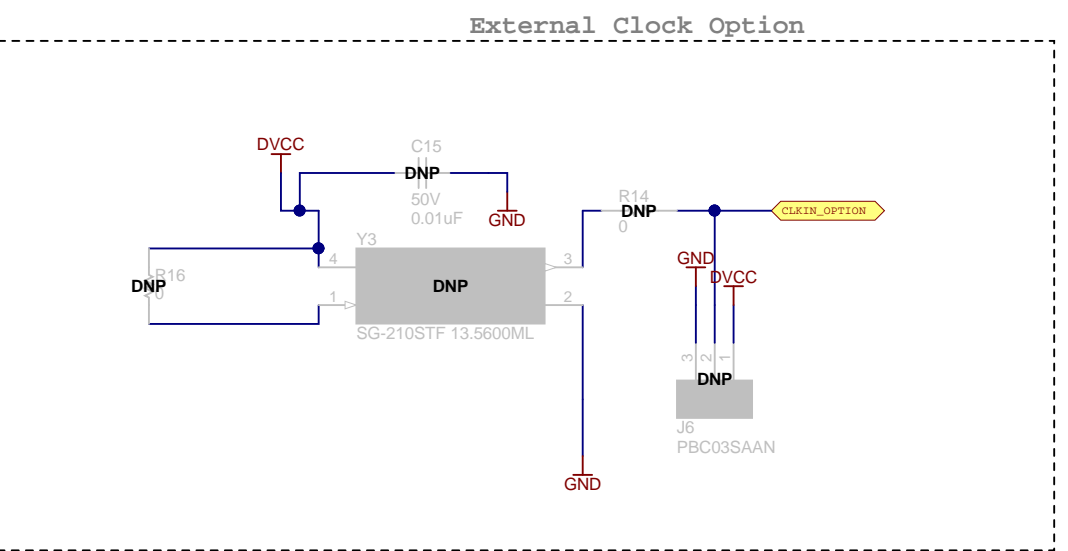
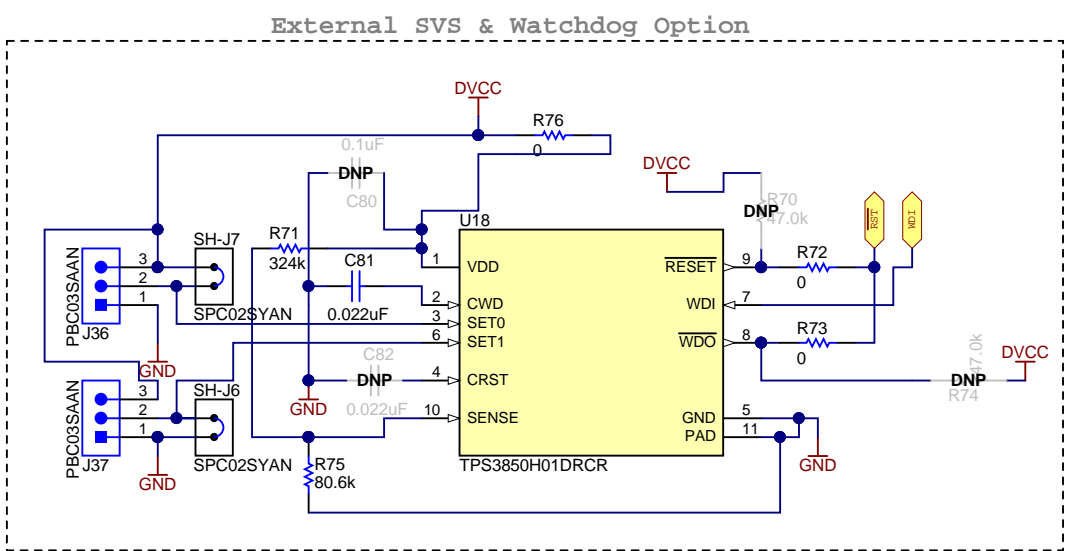
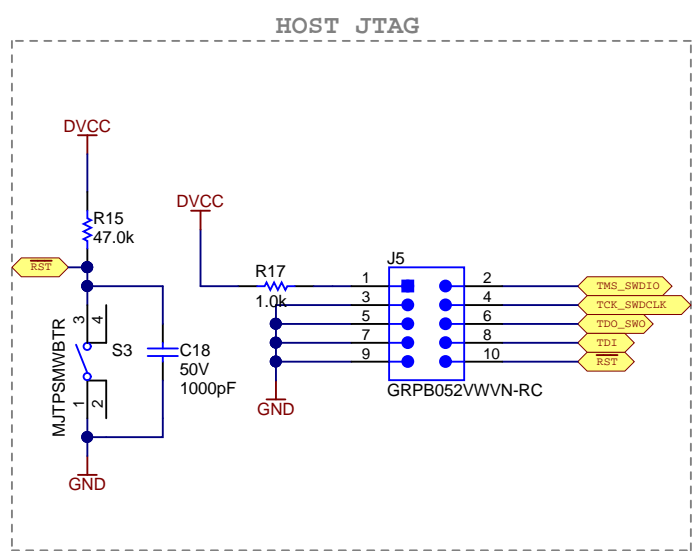
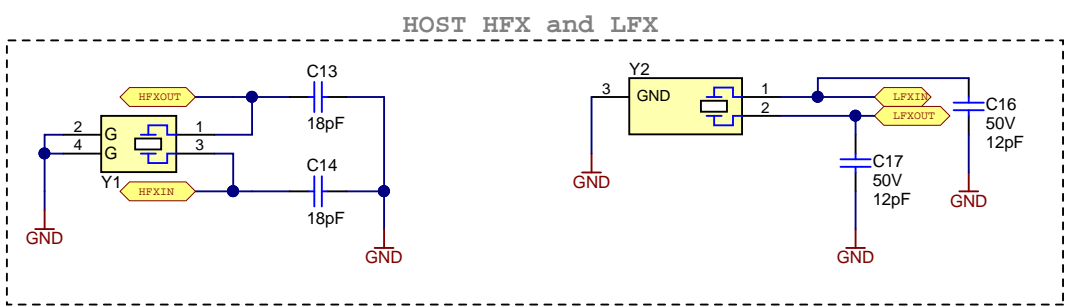
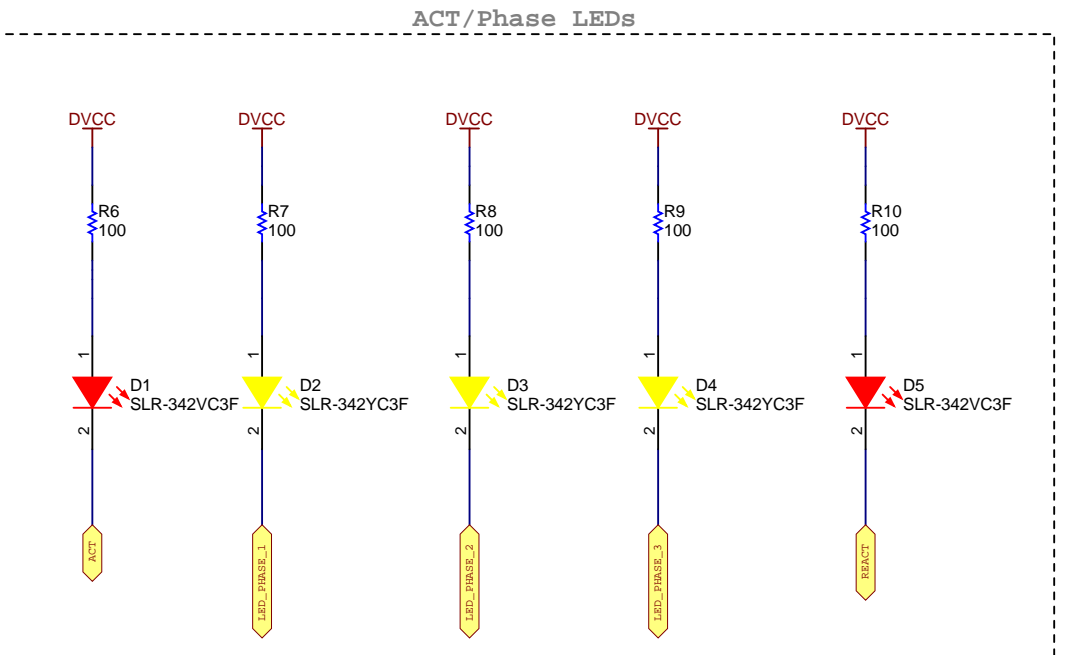
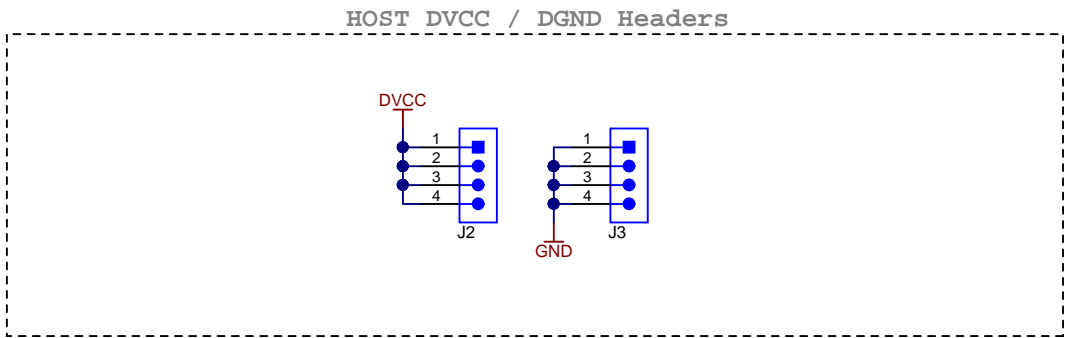
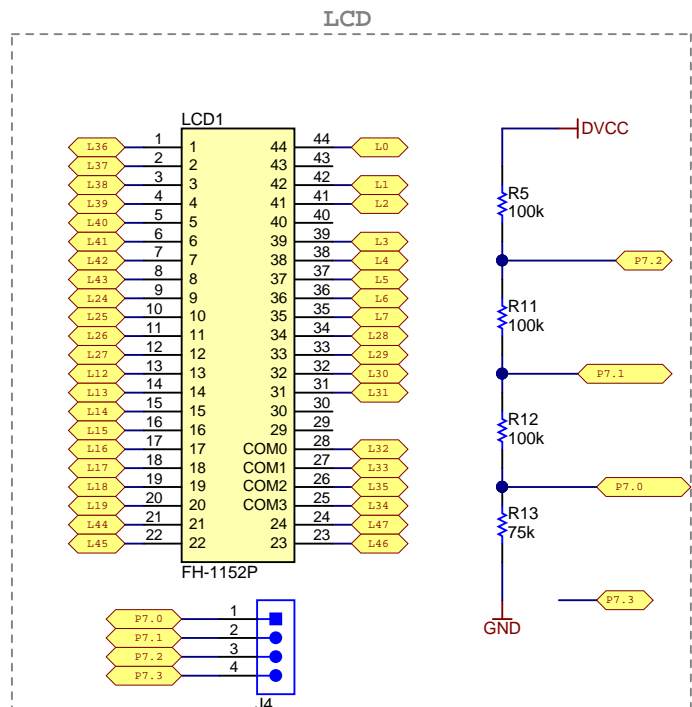
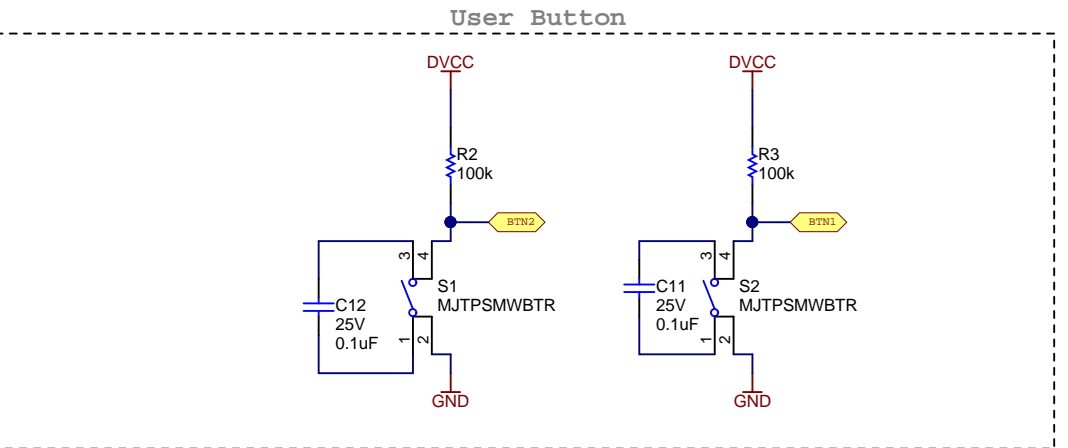
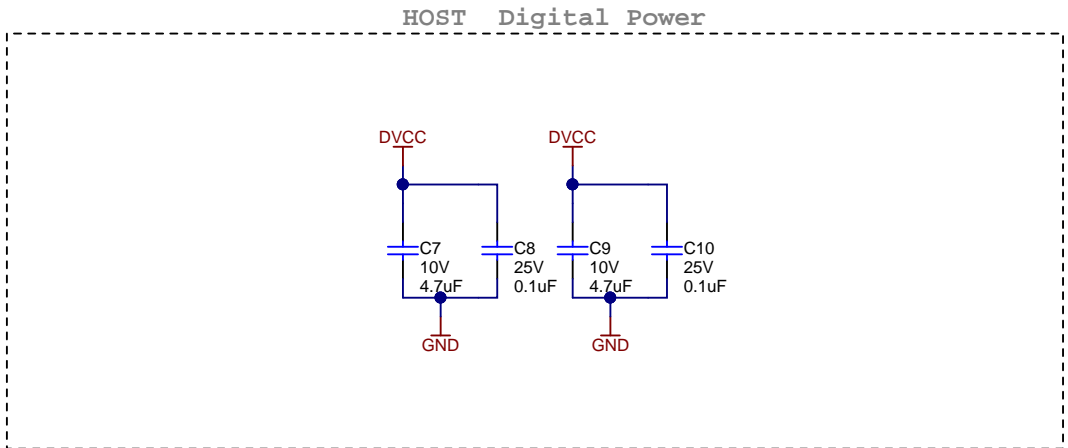
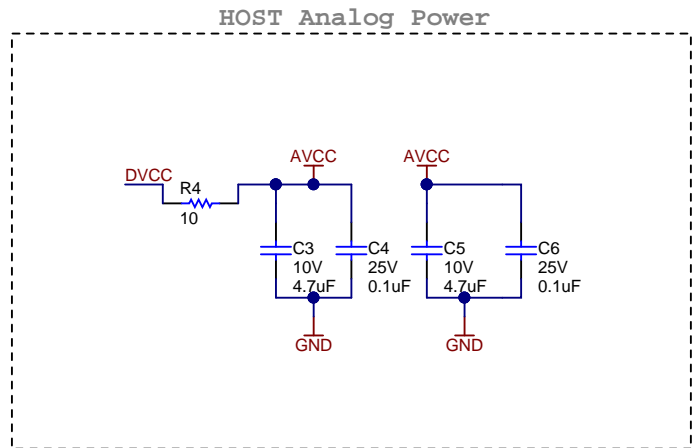
Texas Instruments and/or its licensors do not warrant the accuracy or completeness of this specification or any information contained therein. Texas Instruments and/or its licensors do not warrant that this design will meet the specifications, will be suitable for your application or fit for any particular purpose, or will operate in an implementation. Texas Instruments and/or its licensors do not warrant that the design is production worthy. You should completely validate and test your design implementation to confirm the system functionality for your application.

HOST IC



Texas Instruments and/or its licensors do not warrant the accuracy or completeness of this specification or any information contained therein. Texas Instruments and/or its licensors do not warrant that this design will meet the specifications, will be suitable for your application or fit for any particular purpose, or will operate in an implementation. Texas Instruments and/or its licensors do not warrant that the design is production worthy. You should completely validate and test your design implementation to confirm the system functionality for your application.

Orderable: N/A	Designed for: Public Release	Mod. Date: 5/10/2018	
TID #: TIDA-01639	Project Title: Isolated shunt current measurement reference design	Sheet Title: MSP432 IC	
Number: TIDA-01639	Rev: E2	Assembly Variant: 001	Sheet: 2 of 9
SVN Rev: Version control disabled	File: Host IC.SchDoc	Contact: http://www.ti.com/support	Size: B
Drawn By: Alessio Colbacchini	Engineer: Mekre Mesganaw		http://www.ti.com
			© Texas Instruments 2018

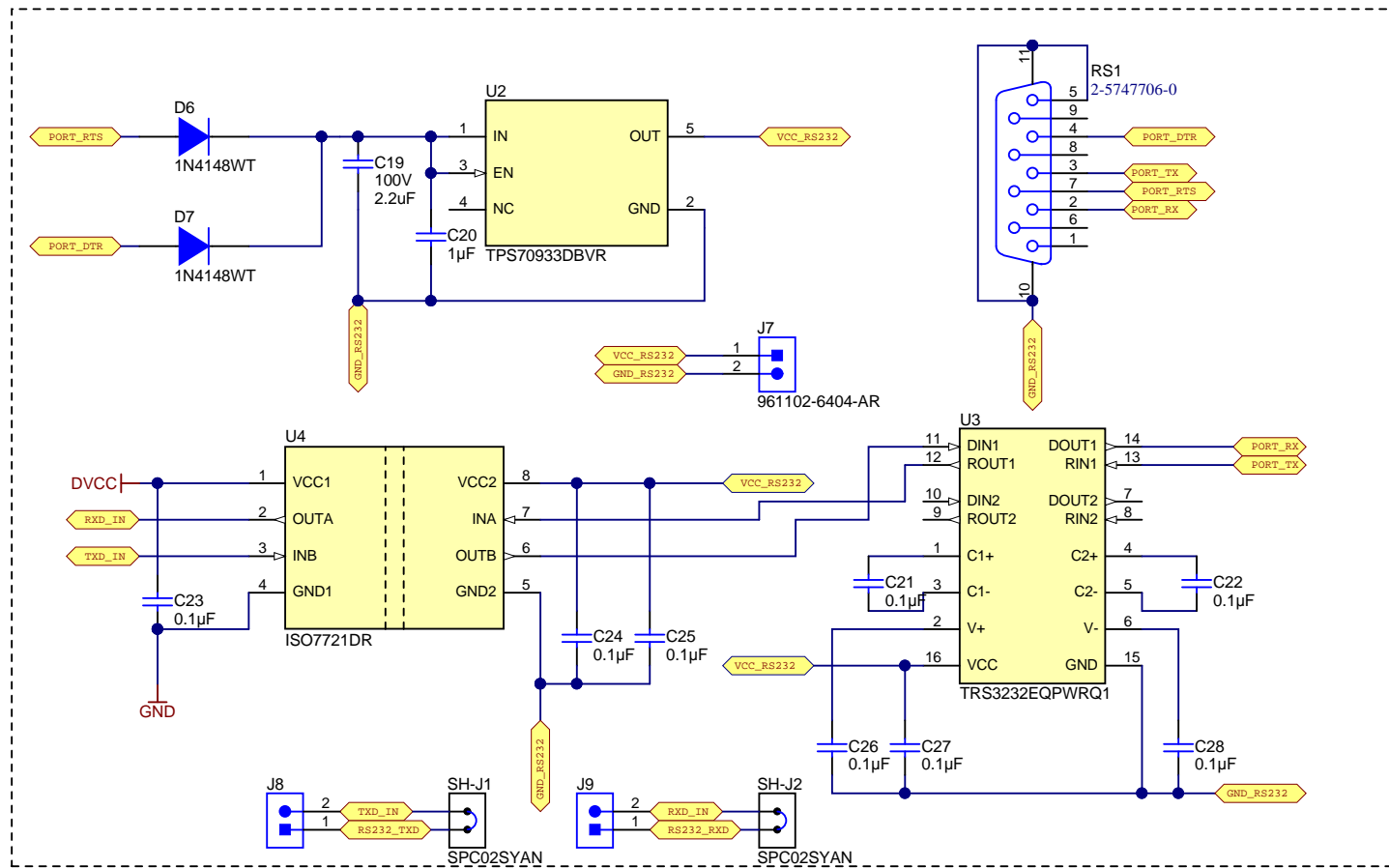


Texas Instruments and/or its licensors do not warrant the accuracy or completeness of this specification or any information contained therein. Texas Instruments and/or its licensors do not warrant that this design will meet the specifications, will be suitable for your application or fit for any particular purpose, or will operate in an implementation. Texas Instruments and/or its licensors do not warrant that the design is production worthy. You should completely validate and test your design implementation to confirm the system functionality for your application.

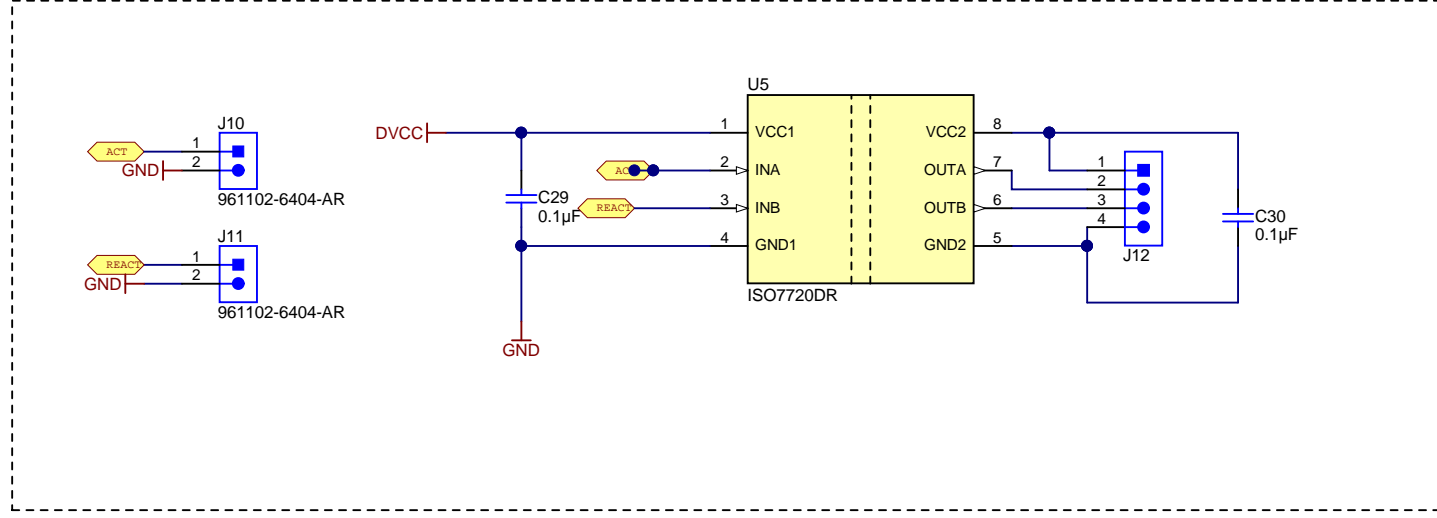
Orderable: N/A	Designed for: Public Release	Mod. Date: 9/10/2018
TID #: TIDA-01639	Project Title: Isolated shunt current measurement reference design	
Number: TIDA-01639	Rev: E2	Sheet Title: Host Components
Drawn By: Alessio Colbacchini	File: Host Components.SchDoc	Sheet: 3 of 9
Engineer: Mekre Mesganaw	Contact: http://www.ti.com/support	Size: B

TEXAS INSTRUMENTS
http://www.ti.com
© Texas Instruments 2018

Isolated RS232 Communication

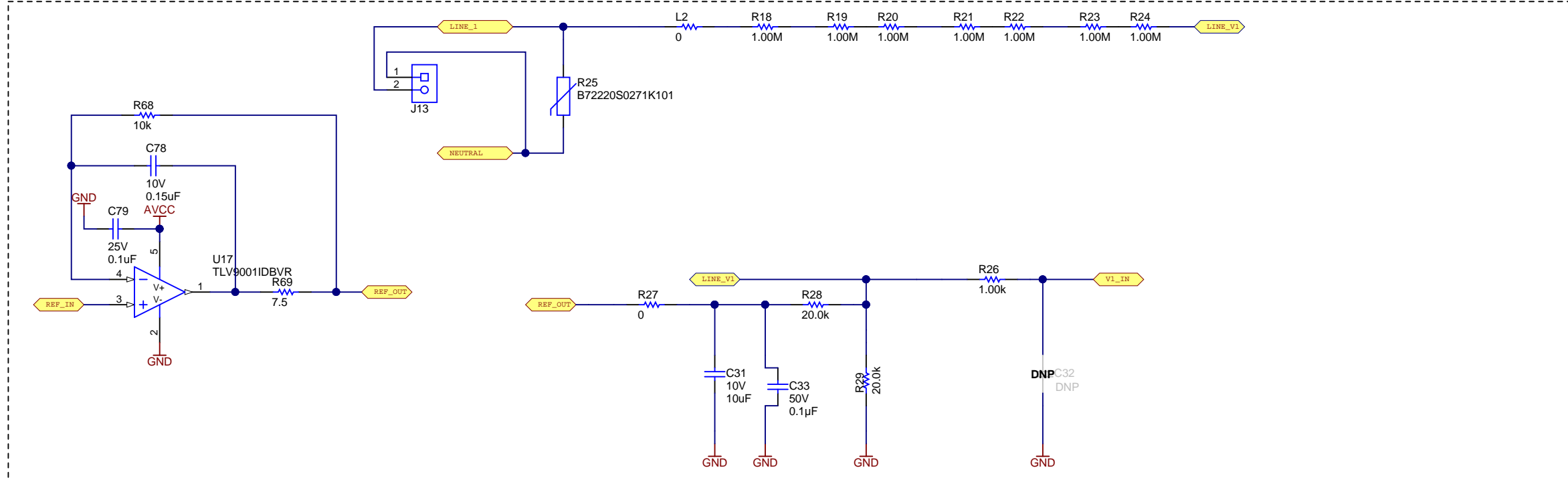


Act / React

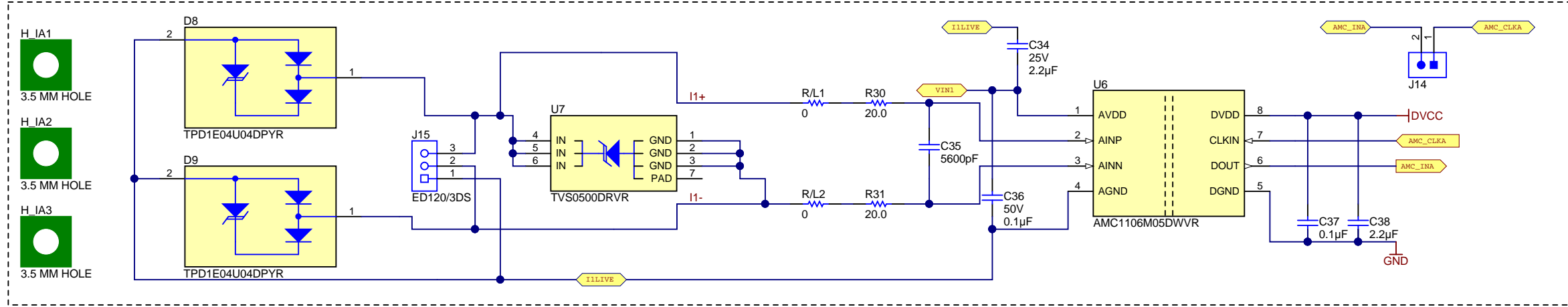


Texas Instruments and/or its licensors do not warrant the accuracy or completeness of this specification or any information contained therein. Texas Instruments and/or its licensors do not warrant that this design will meet the specifications, will be suitable for your application or fit for any particular purpose, or will operate in an implementation. Texas Instruments and/or its licensors do not warrant that the design is production worthy. You should completely validate and test your design implementation to confirm the system functionality for your application.

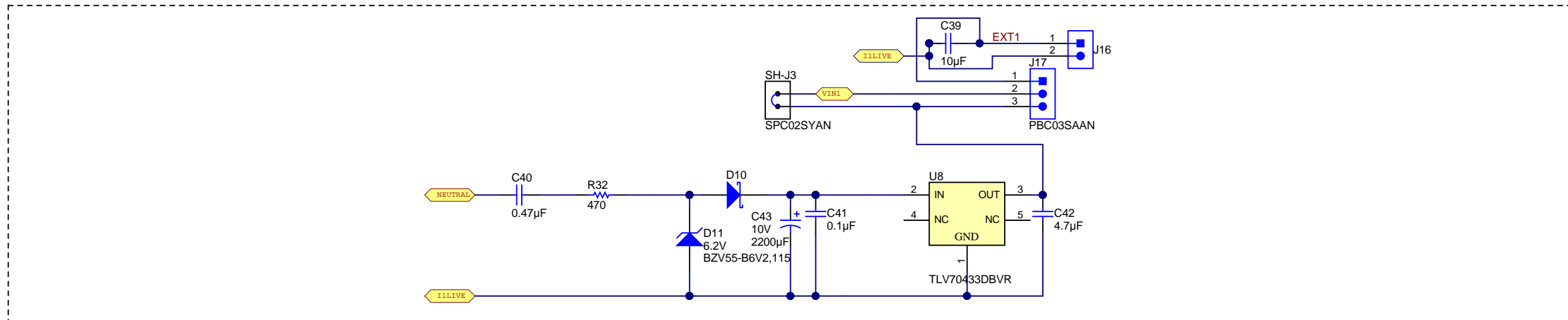
Phase A Voltage Sensing(MSP432)



Phase A Current Sensing(AMC1106)



Phase A Current Sensing(AMC1106) Power Supply

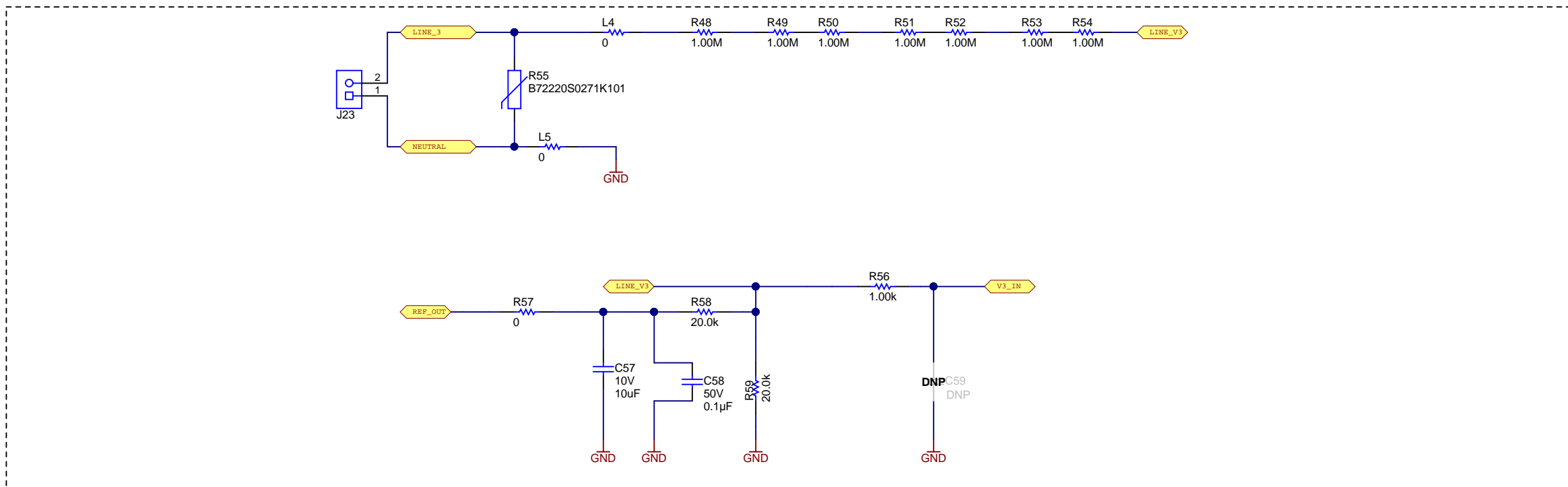


Texas Instruments and/or its licensors do not warrant the accuracy or completeness of this specification or any information contained therein. Texas Instruments and/or its licensors do not warrant that this design will meet the specifications, will be suitable for your application or fit for any particular purpose, or will operate in an implementation. Texas Instruments and/or its licensors do not warrant that the design is production worthy. You should completely validate and test your design implementation to confirm the system functionality for your application.

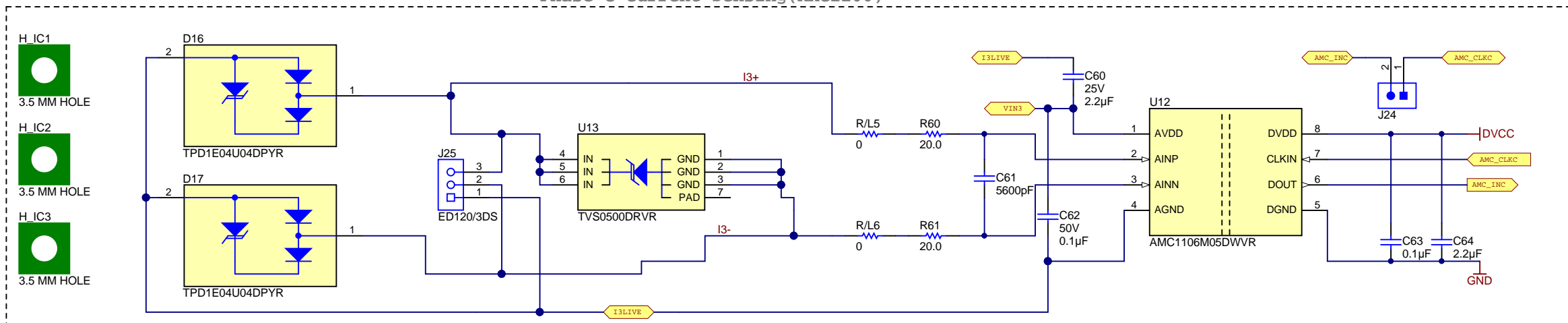
Orderable: N/A	Designed for: Public Release	Mod. Date: 6/12/2018
TID #: TIDA-01639	Project Title: Isolated shunt current measurement reference design	
Number: TIDA-01639	Rev: E2	Sheet Title: Phase A Voltage and Current Front End Circuitry
SVN Rev: Version control disabled	Assembly Variant: 001	Sheet: 5 of 9
Drawn By: Alessio Colbacchini	File: Phase A Metrology_SchDoc	Size: B
Engineer: Mekre Mesganaw	Contact: http://www.ti.com/support	



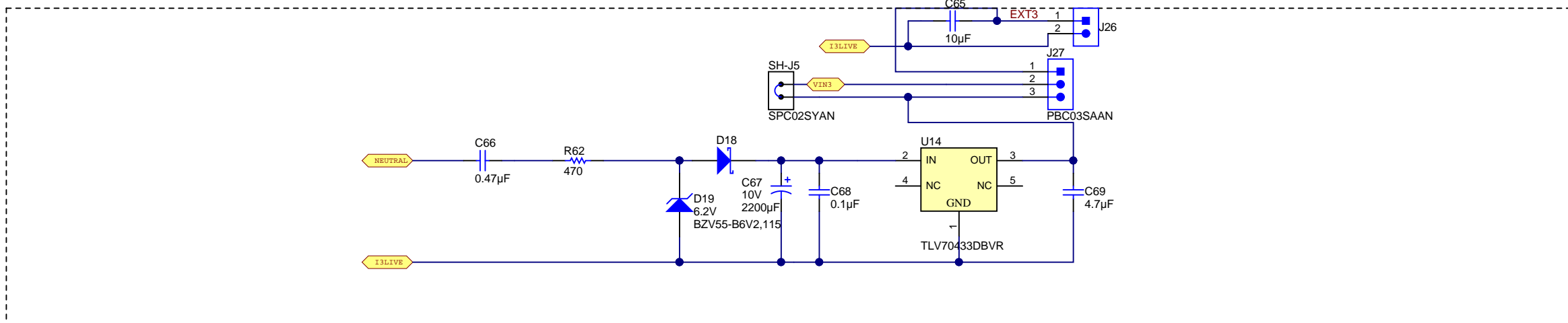
Phase C Voltage Sensing(MSP432)



Phase C Current Sensing(AMC1106)



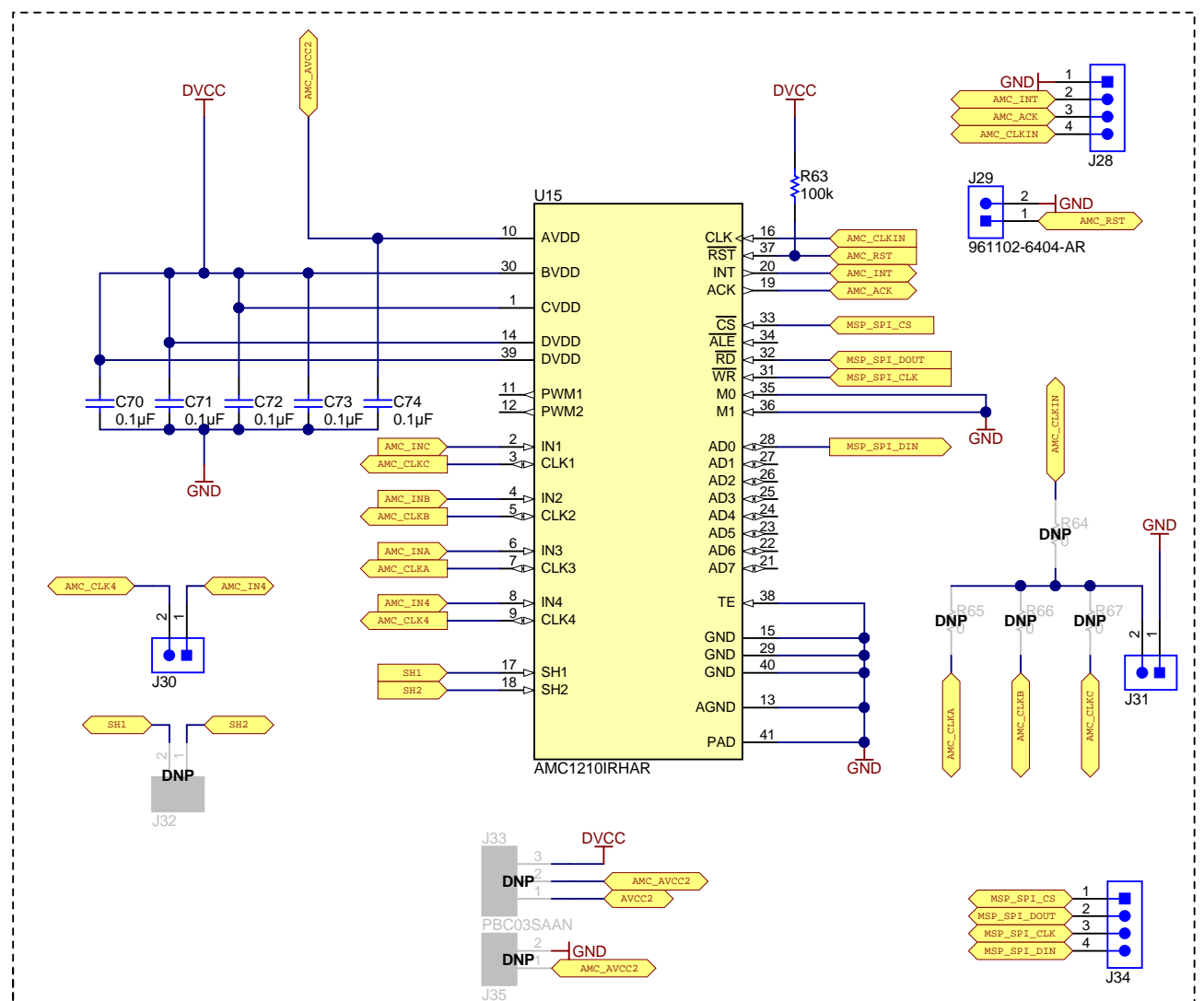
Phase C Current Sensing(AMC1106) Power Supply



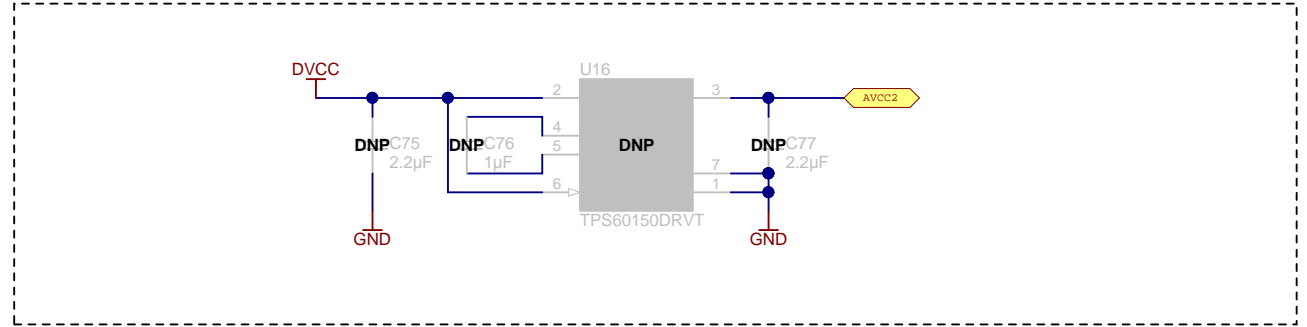
Texas Instruments and/or its licensors do not warrant the accuracy or completeness of this specification or any information contained therein. Texas Instruments and/or its licensors do not warrant that this design will meet the specifications, will be suitable for your application or fit for any particular purpose, or will operate in an implementation. Texas Instruments and/or its licensors do not warrant that the design is production worthy. You should completely validate and test your design implementation to confirm the system functionality for your application.

Orderable: N/A	Designed for: Public Release	Mod. Date: 5/18/2018
TID #: TIDA-01639	Project Title: Isolated shunt current measurement reference design	
Number: TIDA-01639	Rev: E2	Sheet Title: Phase C Voltage and Current Front End Circuitry
SVN Rev: Version control disabled	Assembly Variant: 001	Sheet: 7 of 9
Drawn By: Alessio Colbacchini	File: Phase C Metrology_SchDoc	Size: B
Engineer: Mekre Mesganaw	Contact: http://www.ti.com/support	

AMC1210 IC



AVCC2 5V RAIL



Texas Instruments and/or its licensors do not warrant the accuracy or completeness of this specification or any information contained therein. Texas Instruments and/or its licensors do not warrant that this design will meet the specifications, will be suitable for your application or fit for any particular purpose, or will operate in an implementation. Texas Instruments and/or its licensors do not warrant that the design is production worthy. You should completely validate and test your design implementation to confirm the system functionality for your application.

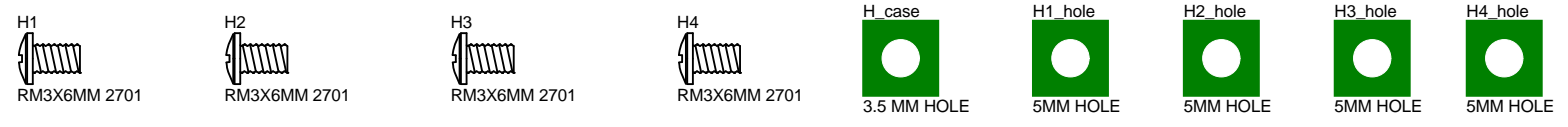
A

A



PCB LOGO
Pb-Free Symbol

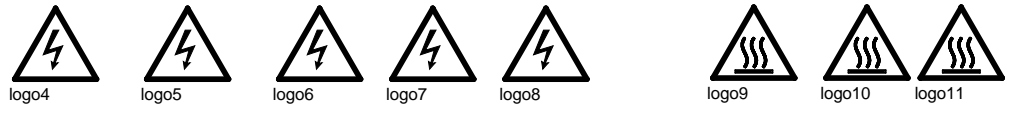
PCB LOGO
FCC disclaimer



LBL1
PCB Label
THT-14-423-10
Size: 0.65" x 0.20 "

ZZ1
Label Assembly Note
This Assembly Note is for PCB labels only

Variant/Label Table	
Variant	Label Text
001	ChangeMe!
002	ChangeMe!



ZZ2
Assembly Note
These assemblies are ESD sensitive, ESD precautions shall be observed.

ZZ3
Assembly Note
These assemblies must be clean and free from flux and all contaminants. Use of no clean flux is not acceptable.

ZZ4
Assembly Note
These assemblies must comply with workmanship standards IPC-A-610 Class 2, unless otherwise specified.

ZZ5
Assembly Note
J13, J18, and J23 should be rotated 180 degrees so that the portion of the terminal block where wires connect points away from the left edge of the board.

ZZ6
Assembly Note
J15, J20, and J25 should be rotated 180 degrees so that the portion of the terminal block where wires connect points towards the bottom edge of the board.

D

D

IMPORTANT NOTICE AND DISCLAIMER

TI PROVIDES TECHNICAL AND RELIABILITY DATA (INCLUDING DATASHEETS), DESIGN RESOURCES (INCLUDING REFERENCE DESIGNS), APPLICATION OR OTHER DESIGN ADVICE, WEB TOOLS, SAFETY INFORMATION, AND OTHER RESOURCES "AS IS" AND WITH ALL FAULTS, AND DISCLAIMS ALL WARRANTIES, EXPRESS AND IMPLIED, INCLUDING WITHOUT LIMITATION ANY IMPLIED WARRANTIES OF MERCHANTABILITY, FITNESS FOR A PARTICULAR PURPOSE OR NON-INFRINGEMENT OF THIRD PARTY INTELLECTUAL PROPERTY RIGHTS.

These resources are intended for skilled developers designing with TI products. You are solely responsible for (1) selecting the appropriate TI products for your application, (2) designing, validating and testing your application, and (3) ensuring your application meets applicable standards, and any other safety, security, or other requirements. These resources are subject to change without notice. TI grants you permission to use these resources only for development of an application that uses the TI products described in the resource. Other reproduction and display of these resources is prohibited. No license is granted to any other TI intellectual property right or to any third party intellectual property right. TI disclaims responsibility for, and you will fully indemnify TI and its representatives against, any claims, damages, costs, losses, and liabilities arising out of your use of these resources.

TI's products are provided subject to TI's Terms of Sale (www.ti.com/legal/termsofsale.html) or other applicable terms available either on ti.com or provided in conjunction with such TI products. TI's provision of these resources does not expand or otherwise alter TI's applicable warranties or warranty disclaimers for TI products.

Mailing Address: Texas Instruments, Post Office Box 655303, Dallas, Texas 75265
Copyright © 2018, Texas Instruments Incorporated