

# LOGIC REFERENCE GUIDE

Bipolar, BiCMOS, and CMOS Logic Technology

## Get on board

*Commitment,  
Reliable Global Supply*



*Innovation,  
Low-Voltage Logic Portfolio*



*Comprehensive,  
Mature Logic Solutions*



[logic.ti.com](http://logic.ti.com)

- Functions Portfolio Inside:
- 1.8-V Logic
  - 2.5-V Logic
  - 3.3-V Logic
  - 5-V Logic

## LOGIC OVERVIEW

Welcome to the world of TI Logic! Texas Instruments (TI) offers a full spectrum of logic functions and technologies from mature Bipolar and BiCMOS families to the latest advanced CMOS families. TI's process technologies offer the logic performance and features required for logic designs, while maintaining support for the traditional logic products.

TI also offers specialized, advanced logic products that improve overall system performance and address design issues, including testability, low skew requirements, bus termination, memory drivers and low impedance drivers.

A wide variety of packaging options are a bonus for those looking to design with TI Logic. TI has made advancements in the logic industry by introducing logic in the latest packaging innovations, including the world's smallest logic package,

NanoStar™, and the latest in ball grid array packaging (BGA), MicroStar Jr.™ and MicroStar BGA™.

As the world leader in logic, TI offers logic families at every price/performance node, benchmark delivery reliability, and leading service and support. Start here to find the right TI Logic for your needs.

For additional logic information including application reports, samples and datasheets, visit:

**logic.ti.com**

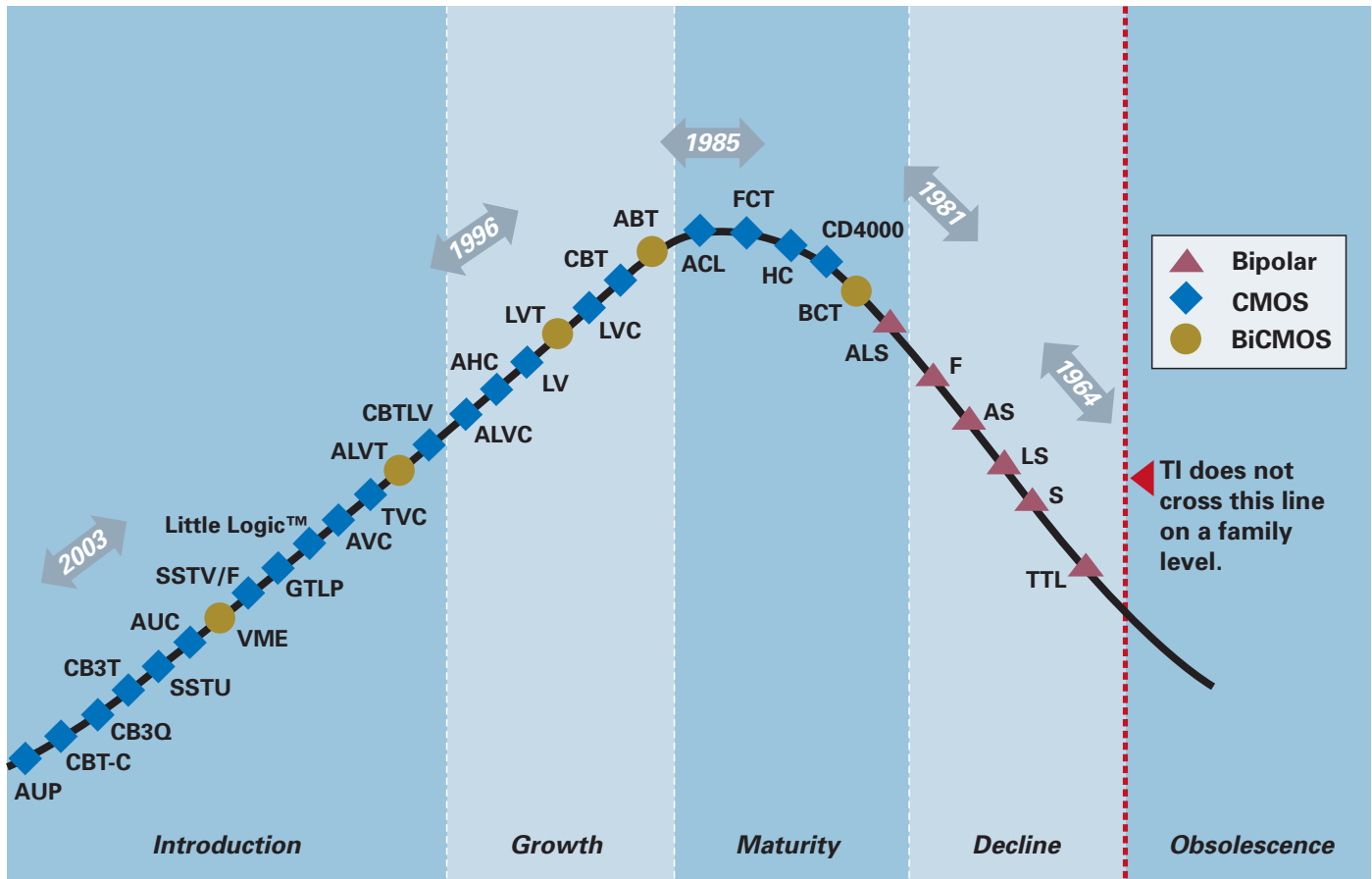
To access the TI Logic KnowledgeBase and get answers to your technical questions go to:

**www.ti.com/logickb**

To subscribe to *LogicNews*, a monthly newsletter featuring new products and other TI Logic news, visit:

**www.ti.com/sc/logicnews**

## PRODUCT LIFE CYCLE



# FAMILY SPECIFICATION COMPARISON

	Technology	V <sub>CC</sub> (V)	V <sub>CC</sub> Range	t <sub>pd</sub> max (ns)	I/O Tolerance (V)	Input Compatibility	Output Compatibility	Port	I <sub>OH</sub> (max) (mA)	I <sub>OL</sub> (max) (mA)	Static Current I <sub>CC</sub> (μA)	Isolation Level*	
5-V Logic	<b>Bipolar</b>												
	ALS	5	4.5 to 5.5	10.0	5	TTL	TTL	Both	-15	24	58 mA	0	
	AS	5	4.5 to 5.5	7.5	5	TTL	TTL	Both	-15	64	143 mA	0	
	74F	5	4.5 to 5.5	6.0	5	TTL	TTL	A	-3	24	120 mA	0	
								B	-15	64			
	LS	5	4.75 to 5.25	12.0	5	TTL	TTL	Both	-15	24	95 mA	0	
	S	5	4.75 to 5.25	9.0	5	TTL	TTL	Both	-15	64	180 mA	0	
	TTL	5	4.75 to 5.25	22.0	5	TTL	TTL	Both	-0.4	16	22 mA	0	
	<b>BiCMOS</b>												
	ABT	5	4.5 to 5	3.5	5	LVTTTL/TTL	TTL	Both	-32	64	250	1	
	ABTE	5	4.5 to 5.5	5.2	5	ETL	TTL	A	-60	90	48	1	
								B	-12	12			
	BCT	5	4.5 to 5.5	6.6	5	LVTTTL/TTL	TTL	A	-3	24	90 mA	2	
								B	-15	64			
	<b>CMOS</b>												
	AC	5	3.0 to 5.5	6.5	V <sub>CC</sub> + 0.5	CMOS	CMOS	Both	-24	24	40	0	
	ACT	5	4.5 to 5.5	8.0	V <sub>CC</sub>	TTL	CMOS	Both	-24	24	40	0	
	AHC	5	2.0 to 5.5	7.5	5.5**	CMOS	CMOS	Both	-8	8	40	0	
	AHC1G	5	2.0 to 5.5	5.0	5.5**	CMOS	CMOS	Both	-8	8	10	0	
	AHCT	5	4.5 to 5.5	7.7	5.5**	TTL	CMOS	Both	-8	8	40	0	
	AHCT1G	5	4.5 to 5.5	5.0	5.5**	TTL	CMOS	Both	-8	8	40	0	
	CBT	5	4.0 to 5.5	0.25	5.5	TTL	TTL	Both	N/A	N/A	3	0	
	CBT-C	5	4.0 to 5.5	0.25	5.5	TTL	TTL	Both	N/A	N/A	3	1	
	CBT1G	5	4.0 to 5.5	0.25	5.5	TTL	TTL	Both	N/A	N/A	1	0	
	CD4K	5,10,15	3.0 to 18.0	-	V <sub>CC</sub>	CMOS	CMOS	Both	-0.2, -0.5, -1.4	0.52, 1.3, 3.6	5, 10, 20	0	
	FB ('2040)	5	-	8.2	5	LVTTTL/TTL	BTL	A	-3	24	70 mA	3	
						BTL	LVTTTL/TTL	B	N/A	100			
	FCT	5	4.75 to 5.25	5.3	5	TTL	TTL	Both	-15	64	80	0	
HC	5	2.0 to 6.0	21.0	V <sub>CC</sub>	CMOS	CMOS	Both	-7.8	7.8	80	0		
HCT	5	4.5 to 5.5	30.0	V <sub>CC</sub>	TTL	CMOS	Both	-6	6	80	0		
3.3-V Logic	<b>Bipolar</b>												
	ALB	3.3	3.0 to 3.6	2.0	V <sub>CC</sub> + 0.5	Custom	Custom	Both	-25	25	800	0	
	<b>BiCMOS</b>												
	ALVT	3.3	2.3 to 3.6	3.5	5	LVTTTL/TTL	LVTTTL	Both	-8	24	4.5 mA	2	
	LVT	3.3	2.7 to 3.6	3.5	5	LVTTTL/TTL	LVTTTL	Both	-32	64	190	2	
								A	-24	24			
	VME	3.3	3.15 to 3.45	14.5	5	LVTTTL/TTL	LVTTTL/TTL	B	-48	64	30 mA	3	
	<b>CMOS</b>												
	ALVC	3.3	1.65 to 3.6	3.0	V <sub>CC</sub>	LVTTTL/TTL	LVC MOS	Both	-24	24	20	0	
	ALVCF	3.3	2.3 to 3.6	3.5	V <sub>CC</sub>	LVTTTL/TTL	LVC MOS	Both	-12	12	40	0	
	AUP1G/2G/3G	3.3	0.8 to 3.6	4.0	3.6	LVC MOS	LVC MOS	Both	-4	4	0.9	1	
	CBTLV	3.3	2.3 to 3.6	0.25	3.6	LVC MOS	LVC MOS	Both	N/A	N/A	10	1	
	CBTLV1G	3.3	2.3 to 3.6	0.25	3.6	LVC MOS	LVC MOS	Both	N/A	N/A	10	1	
	CB3Q	3.3	2.3 to 3.6	0.2	5	LVTTTL/TTL	LVTTTL/TTL	Both	N/A	N/A	0.7 mA	1	
	CB3T	3.3	2.3 to 3.6	0.2	5	TTL	TTL	Both	N/A	N/A	40	1	
	GTL	3.3	3.15 to 3.45	6.5	5	LVTTTL/TTL	GTL	A	-24	24	80 mA	1	
						GTL	LVTTTL/TTL	B	N/A	50			
	GTLP	3.3	3.15 to 3.45	7.7	5	LVTTTL/TTL	GTLP	A	-24	24	40 mA	3	
						GTLP	LVTTTL/TTL	B	N/A	100			
	HSTL	3.3	3.15 to 3.45	5.0	3.3	HSTL	LVTTTL	D	N/A	N/A	50 mA	0	
					N/A	N/A		Q	-24	24			
	LV-A	3.3	2.0 to 5.5	14.0	5	LVC MOS	LVTTTL	Both	-8	8	20	1	
	LVC	3.3	1.65 to 3.6	4.0	5.5	LVTTTL/TTL	LVC MOS	Both	-24	24	10	1	
	LVC1G/2G/3G	3.3	1.65 to 5.5	3.5	5.5	LVTTTL	LVTTTL	Both	-24	24	10	1	
	LVCZ	3.3	2.7 to 3.6	4.0	5.5	LVTTTL/TTL	LVC MOS	Both	-24	24	60	2	
	SSTL	3.3	2.3 to 3.6	3.7	3.3	SSTL_3	SSTL_3	D/A	N/A	N/A	90 mA	0	
					N/A	N/A		Q/Y	-20	20			
<b>CMOS</b>													
2.5-V Logic	AVC	2.5	1.4 to 3.6	2.0	3.6	LVC MOS	LVC MOS	Both	-8	8	20	1	
	SSTV	2.5	2.3 to 2.7	2.8	3.3	SSTL_2	SSTL_2	D	N/A	N/A	56 mA	0	
					N/A	N/A	Class 2	Q	-16	16			
	SSTVF	2.5	2.3 to 2.7	2.6	3.3	SSTL_2	SSTL_2	D	N/A	N/A	56 mA	0	
N/A					N/A	Class 1	Q	-16	16				
<b>CMOS</b>													
1.8-V Logic	AUC	1.8	0.8 to 2.7	2.0	3.6	LVC MOS	LVC MOS	Both	-8	8	10	1	
	AUC1G/2G/3G	1.8	0.8 to 2.7	2.0	3.6	LVC MOS	LVC MOS	Both	-8	8	10	1	
					2.3	SSTL_18	SSTL_18	D	N/A	N/A			
SSTU	1.8	1.7 to 1.9	2.5	N/A	N/A			Q	-8	8	50 mA	0	

\*V<sub>CC</sub> listed is optimized node. For more specification information visit [logiic.ti.com](http://logiic.ti.com)

The information provided is general product specifications. For specific device information, please consult the respective data sheet.

Level 1 = Partial power-down

Level 2 = Hot insertion

Level 3 = Live insertion

\*\*5.5-V tolerance at input only

# FAMILY PORTFOLIO

Technology	Functions													Little Logic™	Gates
	Buffers/Drivers/ Bus Transceivers	Flip Flops/Latches	Bus Termination Arrays	Counters	Registers	Encoders/Data Selectors/ Multiplexers	Decoders/Demultiplexers	Comparators/Parity Generators and Checkers	Arithmetic Circuits	Gates	Universal Bus Drivers/ Transceivers	Switches			
<b>Bipolar</b>															
ALS	✓	✓	-	✓	✓	✓	✓	✓	-	✓	-	-	-	-	✓
AS	✓	✓	-	✓	✓	✓	✓	✓	✓	✓	-	-	-	-	✓
74F	✓	✓	✓	✓	✓	✓	✓	✓	-	✓	-	-	-	-	✓
LS	✓	✓	-	✓	✓	✓	✓	✓	✓	✓	-	-	-	-	✓
S	✓	✓	✓	✓	✓	✓	✓	✓	✓	✓	-	-	-	-	✓
TTL	✓	✓	-	✓	-	✓	✓	-	-	✓	-	-	-	-	✓
<b>BiCMOS</b>															
ABT	✓	✓	-	-	-	✓	✓	-	-	-	-	-	-	-	-
ABTE	✓	-	-	-	-	-	-	-	-	-	-	-	-	-	-
BCT	✓	✓	-	-	-	-	✓	-	-	-	-	-	✓	-	-
<b>CMOS</b>															
AC	✓	✓	-	✓	✓	✓	✓	-	-	✓	-	-	-	-	-
ACT	✓	✓	✓	-	-	✓	✓	✓	-	✓	-	-	-	-	✓
AHC	✓	✓	-	✓	✓	✓	✓	-	-	✓	-	-	-	-	✓
AHC1G	✓	-	-	-	-	-	-	-	-	✓	-	-	-	✓	-
AHCT	✓	✓	-	-	✓	✓	✓	-	-	✓	-	-	-	-	-
AHCT1G	✓	-	-	-	-	-	-	-	-	✓	-	-	-	✓	-
CBT	-	-	-	-	-	-	-	-	-	-	-	✓	-	-	-
CBT-C	-	-	-	-	-	-	-	-	-	-	-	✓	✓	-	-
CBT1G	-	-	-	-	-	-	-	-	-	-	-	✓	✓	-	-
CD4K	✓	✓	✓	✓	✓	✓	✓	✓	-	✓	-	-	✓	-	-
FB	✓	-	-	-	-	-	-	-	-	-	-	-	-	-	-
FCT	✓	✓	-	✓	✓	✓	✓	✓	-	-	-	✓	-	-	✓
HC	✓	✓	-	✓	✓	✓	✓	✓	-	✓	-	-	-	-	✓
HCT	✓	✓	-	✓	✓	✓	✓	✓	-	✓	-	-	-	-	✓
<b>Bipolar</b>															
ALB	✓	-	-	-	-	-	-	-	-	-	-	-	-	-	-
<b>BiCMOS</b>															
ALVT	✓	✓	-	-	-	-	-	-	-	-	-	✓	-	-	-
LVT	✓	✓	-	-	-	-	-	-	-	-	-	✓	-	-	-
VME	-	-	-	-	-	-	-	-	-	-	-	✓	-	-	-
<b>CMOS</b>															
ALVC	✓	✓	-	-	✓	-	-	-	-	✓	✓	-	-	-	✓
ALVCF	✓	-	-	-	-	-	-	-	-	-	-	-	-	-	-
AUP1G/2G/3G	-	-	-	-	-	-	-	-	-	-	-	-	-	✓	-
CBTLV	-	-	-	-	-	-	-	-	-	-	-	-	✓	-	-
CBTLV1G	-	-	-	-	-	-	-	-	-	-	-	-	✓	✓	-
CB3Q	-	-	-	-	-	-	-	-	-	-	-	-	✓	-	-
CB3T	-	-	-	-	-	-	-	-	-	-	-	-	✓	-	-
GTL	✓	-	-	-	-	-	-	-	-	-	-	✓	-	-	-
GTLP	✓	-	-	-	-	-	-	-	-	-	-	✓	-	-	-
HSTL	-	✓	-	-	-	-	-	-	-	-	-	-	-	-	-
LV-A	✓	✓	-	✓	✓	✓	✓	-	-	✓	-	✓	-	-	✓
LVC	✓	✓	-	-	-	✓	✓	✓	-	✓	-	✓	✓	-	✓
LVC1G/2G/3G	✓	-	-	-	-	✓	✓	-	-	✓	-	✓	-	✓	-
LVCZ	✓	-	-	-	-	-	-	-	-	-	-	-	-	-	-
SSTL	✓	-	-	-	-	-	-	-	-	-	-	-	-	-	-
<b>CMOS</b>															
AVC	✓	✓	-	-	-	-	-	-	-	-	-	✓	-	-	-
SSTV	✓	-	-	-	-	-	-	-	-	-	-	-	-	-	-
SSTVF	✓	-	-	-	-	-	-	-	-	-	-	-	-	-	-
<b>CMOS</b>															
AUC	✓	-	-	-	-	-	-	-	-	-	-	✓	-	-	-
AUC1G/2G/3G	✓	-	-	-	-	-	-	-	-	✓	-	-	-	✓	-
SSTU	✓	-	-	-	-	-	-	-	-	-	-	-	-	-	-

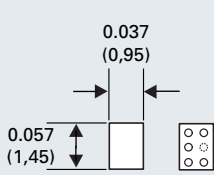
Bit Width			Features
Octals	Widebus	Widebus+	
✓	–	–	140 bipolar logic functions.
✓	–	–	High-speed, high-drive TTL logic family.
✓	–	–	General-purpose family of high-speed advanced bipolar logic.
✓	–	–	Classic line of logic devices. TI stands to be the last major supplier.
✓	–	–	Continues to offer replacement alternatives for mature systems. TI stands to be the last major supplier.
✓	–	–	Well-known mature logic family. TI stands to be the last major supplier.
✓	✓	✓	High drive, low power consumption, and reduced transmission-line effects. Includes I <sub>OFF</sub> and power-up 3-state.
–	✓	–	ABTE has wider noise margins and is backward compatible with existing TTL logic.
✓	–	–	TTL I/O with high speeds, 64-mA output drive, very low power in the disabled mode.
✓	–	–	AC types feature 1.5-V to 5.5-V operation and balanced noise immunity at 30% of the supply voltage.
✓	✓	–	Reliable, low-power logic family with 24-mA output current at 5-V V <sub>CC</sub> .
✓	✓	–	AHC migration path for high-speed CMOS (HC) users by providing enhanced performance, low noise and broad product selection.
–	–	–	Single-gate version of AHC. Operating range of 2.0-V to 5.5-V V <sub>CC</sub> ; optimized at 5.0 V.
✓	✓	–	TTL compatible inputs simplify interfacing TTL outputs to high-speed CMOS outputs.
–	–	–	Single-gate version of AHCT. Operating range of 4.5-V to 5.5-V V <sub>CC</sub> ; optimized at 5.0 V.
✓	✓	–	TI's original bus switch family. Offers a broad line of 5-V bus switches in a variety of packages.
✓	✓	–	Improved version of CBT family including: –2-V undershoot protection, faster enable/disable times, I <sub>OFF</sub> and improved ESD protection.
–	–	–	Single-gate version of TI's 5-V CBT bus switches.
–	–	–	Wide operating voltage range allows use of CD4K devices in varied applications. Maximum dc supply-voltage rating of 20 V.
–	–	–	Supports live insertion with I <sub>off</sub> , power-up 3-state and bias V <sub>CC</sub> .
✓	–	–	Designed for high-current-drive bus interface applications. Optimized at 5 V.
✓	–	–	Reliable family designed for low-power, medium- to low-speed applications. Over 250 functions.
✓	–	–	Reliable family designed for low-power, medium- to low-speed applications. Over 250 functions.
–	✓	–	3.3-V family with maximum propagation delays of 2.2 ns.
–	✓	–	3.3-V or 2.5-V operation with 5-V tolerant I/O capability for use in a mixed voltage environment.
✓	✓	✓	Delivers 3.5-ns propagation delays at 3.3 V and current drive of 64 mA. Ideal for workstation, networking, and telecom applications.
–	–	–	High-speed backplane operation is a direct result of the improved OEC™ circuitry and high drive that has been designed and tested into the VME64x backplane model.
✓	✓	–	High-performance 3.3-V family with typical propagation delays of less than 3 ns.
–	–	–	High-speed memory interface for PC133.
–	–	–	Lowest power logic solution on the market; 91% less static power consumption than industry standard 3.3-V technology.
✓	✓	–	3.3-V bus switch family to complement the CBT family.
–	–	–	Single-gate version of TI's 3.3-V CBTLV bus switches.
✓	✓	–	2.5-V/3.3-V low-voltage, high-bandwidth bus-switch family offers very low and flat on-state resistance.
✓	✓	–	2.5-V/3.3-V bidirectional voltage-translator bus switch family fully supports mixed-mode signal operation on all data ports.
–	–	–	High-speed point-to-point bus family.
–	–	–	High-performance multipoint backplane family.
–	–	–	HSTL-to-LVTTL memory address latches.
✓	–	–	Expanded voltage operation range while maintaining low power consumption (2-V to 5.5-V V <sub>CC</sub> ). Includes I <sub>OFF</sub> for partial-power-down.
✓	✓	✓	Reliable, high-performance logic family optimized at 3.3 V. 5-V tolerance.
–	–	–	Wide operating voltage range of 1.65 to 5.5 V. Available in NanoStar™/NanoFree™ packages.
–	–	–	Supports hot insertion with the addition of power-up 3-state circuitry.
–	–	–	High-speed memory interface for PC133.
–	✓	–	Optimized at 2.5 V with propagation delays under 2 ns. Includes TI's DOC™ circuitry.
–	✓	–	High-speed memory interface for PC1600/2100 (DDR 200/266).
–	✓	–	High-speed memory interface for PC2700/3200 (DDR 333/400).
–	✓	✓	First logic family optimized at 1.8 V with operation to sub-1-V levels.
–	–	–	1.8-V high-speed, low-power family with maximum propagation delays of 2.0 ns. Available in NanoStar/NanoFree packages.
–	–	✓	High-speed memory interface for PC2-3200/4300 (DDR2 400/533).

## LOGIC INDUSTRY CROSS-REFERENCE

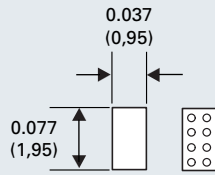
	TI	Fairchild	Hitachi	IDT	ON	Pericom	Philips	Toshiba	ST	
<b>5-V Logic</b>	<b>Bipolar</b>									
	ALS	ALS	–	–	–	–	ALS	–	–	
	AS	AS	–	–	–	–	–	–	–	
	74F	F	–	–	F	–	F	–	–	
	LS	LS	–	–	LS	–	–	–	–	
	S	S	–	–	–	–	–	–	–	
	TTL	TTL	–	–	–	–	–	–	–	
	<b>BiCMOS</b>									
	ABT	ABT	ABT	–	–	–	ABT	ABT	–	
	ABTE	ETL	–	–	–	–	–	–	–	
	BCT	BCT	–	–	BC	–	–	BC	–	
	<b>CMOS</b>									
	AC	AC	AC	–	AC	–	–	AC	AC	
	ACT	ACT	ACT	–	ACT	–	–	ACT	ACT	
	AHC	VHC	–	–	VHC	–	AHC	VHC	VHC	
	AHC1G	NC7S	–	–	MC74VHC	–	–	TC7S	74V1G	
	AHCT	VHCT	–	–	–	–	AHCT	VHCT	VHCT	
	AHCT1G	NC7ST	–	–	MC74VHC1GT	–	–	TC7SHET	74V1T	
	CBT	FST	–	FST/QS	–	PI5C	–	–	–	
	CBT-C	FSTU	–	–	–	PI5C-C	–	–	–	
CBT1G	NC7SB	–	–	–	–	–	TC7SB	–		
CD4K	CD4K	–	–	MC1400	–	–	TC4	HCF4		
FB	DS	–	–	–	–	FB	–	–		
FCT	–	–	FCT	–	FCT	–	–	–		
HC	HC	HC	–	HC	–	HC	HC	HC		
HCT	HCT	HCT	–	HCT	–	HCT	HCT	HCT		
<b>3.3-V Logic</b>	<b>Bipolar</b>									
	ALB	–	–	–	–	–	–	–	–	
	<b>BiCMOS</b>									
	ALVT	–	–	–	–	ALVT	ALVT	–	–	
	LVT	LVT	LVT	–	–	–	LVT	–	–	
	VME	–	–	–	–	–	–	–	–	
	<b>CMOS</b>									
	ALVC	VCX	ALVC	ALVC	VCX	ALVC	ALVC	VCX	VCX	
	ALVCF	–	–	–	–	–	–	–	–	
	AUP1G/2G/3G	NC7SP	–	–	–	–	–	–	–	
	CBTLV	–	–	CBTLV	–	PI3B	–	–	–	
	CBTLV1G	–	–	–	–	–	–	TC7SBL	–	
	CB3Q	–	–	IDTQS3VH	–	–	–	–	–	
	CB3T	–	–	–	–	–	–	–	–	
	GTL	–	–	–	–	–	GTL	–	GTL	
	GTLP	GTLP	–	GTLP	–	–	GTLP	–	–	
	HSTL	–	–	–	–	–	–	–	–	
	LV-A	LVQ/LVX	LV	–	LVQ/LVX	–	LV	LVQ/LVX	–	
	LVC	LCX	LVC	LVC/LCX	LCX	LCX/LPT	LVC	LCX	LCX	
	LVC1G/2G/3G	NC7SZ	–	IDT74LVC1G	NL17SZ	PI74STX1G	74LVC1G	TC7SZ	74LX1G	
LVCZ	–	–	–	–	–	–	–	–		
SSTL	–	–	–	–	–	SSTL	–	–		
<b>2.5-V Logic</b>	<b>CMOS</b>									
	AVC	–	–	–	–	AVC	AVC	–	–	
	SSTV	SSTV	SSTV	SSTV	–	SSTV	SSTV	–	–	
SSTVF	–	–	SSTVF	–	SSTVF	–	–	–		
<b>1.8-V Logic</b>	<b>CMOS</b>									
	AUC	ULP	–	AUC	–	–	AUC	–	–	
	AUC1G/2G/3G	NV7SP	–	–	–	–	74AUC1G	–	–	
SSTU	–	–	SSTU	–	SSTU	SSTU	–	–		

For more information, visit:  
[logic.ti.com](http://logic.ti.com)

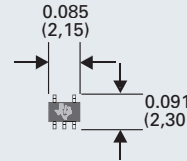
# PACKAGING



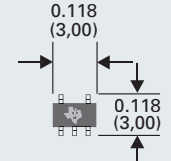
**5-ball/6-ball  
NanoStar™ (YEP)  
NanoFree™ (YZP)**  
Ball pitch = 0.020 (0,50)  
Height = 0.020 (0,50)  
Area = 0.002 (1,26)



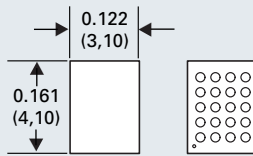
**8-ball  
NanoStar™ (YEP)  
NanoFree™ (YZP)**  
Ball pitch = 0.020 (0,50)  
Height = 0.020 (0,50)  
Area = 0.003 (1,85)



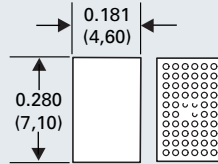
**5-pin  
SC-70 (DCK)**  
Lead pitch = 0.026 (0,65)  
Height = 0.037 (0,95)  
Area = 0.008 (4,95)



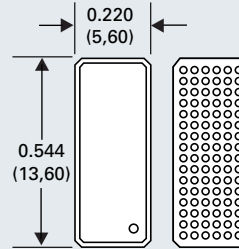
**5-pin  
SOT-23 (DBV)**  
Lead pitch = 0.037 (0,95)  
Height = 0.047 (1,20)  
Area = 0.014 (9)



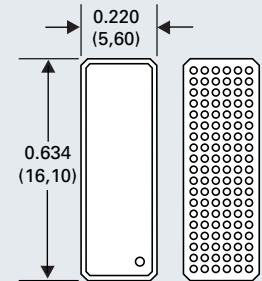
**20-ball  
MicroStar Jr.™ BGA  
(GQN/ZQN)**  
Ball pitch = 0.026 (0,65)  
Height = 0.039 (1,00)  
Area = 0.020 (12,7)



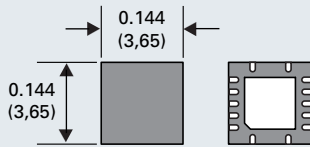
**56/48-ball  
MicroStar Jr.™ BGA  
(GQL/ZQL)**  
Ball pitch = 0.026 (0,65)  
Height = 0.039 (1,00)  
Area = 0.051 (32,7)



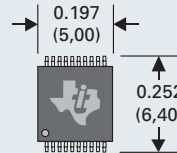
**96-ball  
MicroStar BGA™  
(GKE/ZKE)**  
Ball pitch = 0.031 (0,80)  
Height = 0.055 (1,40)  
Area = 0.139 (90,2)



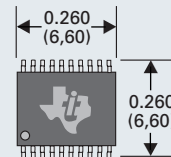
**114-ball  
MicroStar BGA™  
(GKF/ZKF)**  
Ball pitch = 0.031 (0,80)  
Height = 0.055 (1,40)  
Area = 0.139 (90,2)



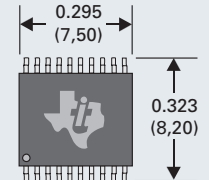
**14-pin  
QFN (RGY)**  
Lead pitch = 0.020 (0,50)  
Height = 0.039 (1,00)  
Area = 0.021 (13,3)



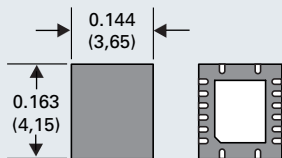
**20-pin  
TVSOP (DGV)**  
Lead pitch = 0.016 (0,40)  
Height = 0.047 (1,20)  
Area = 0.050 (32)



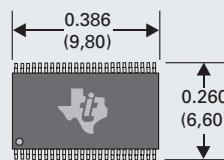
**20-pin  
TSSOP (PW)**  
Lead pitch = 0.026 (0,65)  
Height = 0.047 (1,20)  
Area = 0.068 (44)



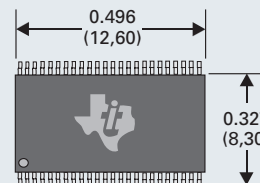
**20-pin  
SSOP (DB)**  
Lead pitch = 0.026 (0,65)  
Height = 0.079 (2,0)  
Area = 0.095 (62)



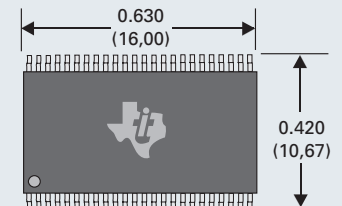
**16-pin  
QFN (RGY)**  
Lead pitch = 0.020 (0,50)  
Height = 0.039 (1,00)  
Area = 0.023 (15,1)



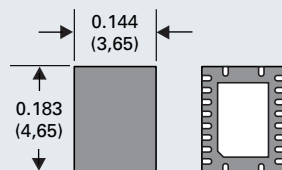
**48-pin Widebus™  
TVSOP (DGV)**  
Lead pitch = 0.016 (0,40)  
Height = 0.047 (1,20)  
Area = 0.100 (63)



**48-pin Widebus™  
TSSOP (DGG)**  
Lead pitch = 0.020 (0,50)  
Height = 0.047 (1,20)  
Area = 0.162 (105)



**48-pin Widebus™  
SSOP (DL)**  
Lead pitch = 0.025 (0,635)  
Height = 0.110 (2,79)  
Area = 0.265 (171)



**20-pin  
QFN (RGY)**  
Lead pitch = 0.020 (0,50)  
Height = 0.039 (1,00)  
Area = 0.026 (17,0)

For more TI Logic packaging offerings, visit:  
[logic.ti.com](http://logic.ti.com)

Dimensions are in inches (millimeters)



## PART NUMBER DEFINITION



## LITERATURE

Selection Guides	Lit. Number	Brochures/Product Bulletins	Lit. Number
Bus Switch Selection Guide	SCDB006	Logic Package Migration Card	SCYB006A
Logic Selection Guide	SDYU001	Translation Overview Brochure	SCYB018
Little Logic Selection Guide	SCYT129		
Master Logic Cross Reference	SCYB017A		
Data Books		Product/Application Clips	
Logic Pocket Data Book	SCYD013A	AUP Product Clip	SCYB023
GTL/GTLP Data Book	SCED004A	1G97/98 Product Clip	SCYB010
Little Logic Data Book	SCED010	NanoStar Product Clip	SCYB011
Signal Switch Data Book	SCDD003A	SN74VMEH22501 Application Clip	SCYB009
AUC Data Book	SCED011	SN74CBT34X245 Application Clip	SCYB015
AVC Data Book	SCED008B	AVCA (B) 164245 Translation Application Clip	SCYB012
ALVC Data Book	SCED006A	SPDT Analog Switch Application Clip	SCYB014
AHC/AHCT Data Book	SCLD003B	Little Logic Product Clip	SCYB025

To order any TI Logic literature, please contact the TI Response Center at 1-800-477-8924 and provide the literature number.

## TI WORLDWIDE TECHNICAL SUPPORT

### Internet

**TI Semiconductor Product Information Center Home Page**  
support.ti.com

**TI Semiconductor KnowledgeBase Home Page**  
support.ti.com/sc/knowledgebase

### Product Information Centers

#### Americas

Phone +1(972) 644-5580  
Fax +1(972) 927-6377  
Internet/Email support.ti.com/sc/pic/americas.htm

#### Europe, Middle East, and Africa

Phone  
Belgium (English) +32 (0) 27 45 55 32  
Finland (English) +358 (0) 9 25173948  
France +33 (0) 1 30 70 11 64  
Germany +49 (0) 8161 80 33 11  
Israel (English) 1800 949 0107  
Italy 800 79 11 37  
Netherlands (English) +31 (0) 546 87 95 45  
Spain +34 902 35 40 28  
Sweden (English) +46 (0) 8587 555 22  
United Kingdom +44 (0) 1604 66 33 99  
Fax +(49) (0) 8161 80 2045  
Internet support.ti.com/sc/pic/euro.htm

#### Japan

Fax International +81-3-3344-5317  
Domestic 0120-81-0036  
Internet/Email International support.ti.com/sc/pic/japan.htm  
Domestic www.tij.co.jp/pic

#### Asia

Phone  
International +886-2-23786800  
Domestic Toll-Free Number  
Australia 1-800-999-084  
China 800-820-8682  
Hong Kong 800-96-5941  
Indonesia 001-803-8861-1006  
Korea 080-551-2804  
Malaysia 1-800-80-3973  
New Zealand 0800-446-934  
Philippines 1-800-765-7404  
Singapore 800-886-1028  
Taiwan 0800-006800  
Thailand 001-800-886-0010  
Fax 886-2-2378-6808  
Email tiasia@ti.com  
ti-china@ti.com  
Internet support.ti.com/sc/pic/asia.htm

**Important Notice:** The products and services of Texas Instruments Incorporated and its subsidiaries described herein are sold subject to TI's standard terms and conditions of sale. Customers are advised to obtain the most current and complete information about TI products and services before placing orders. TI assumes no liability for applications assistance, customer's applications or product designs, software performance, or infringement of patents. The publication of information regarding any other company's products or services does not constitute TI's approval, warranty or endorsement thereof.

Reliable; Logic; Innovation.; the black/red banner; DOC; Little Logic; MicroStar BGA; MicroStar Jr.; NanoStar; NanoFree; OEC; TI-OPC and Widebus are trademarks of Texas Instruments.  
All other trademarks are the property of their respective owners.

**B111103**