

A Revolution in Sensing

World's First Inductance-to-Digital Converter

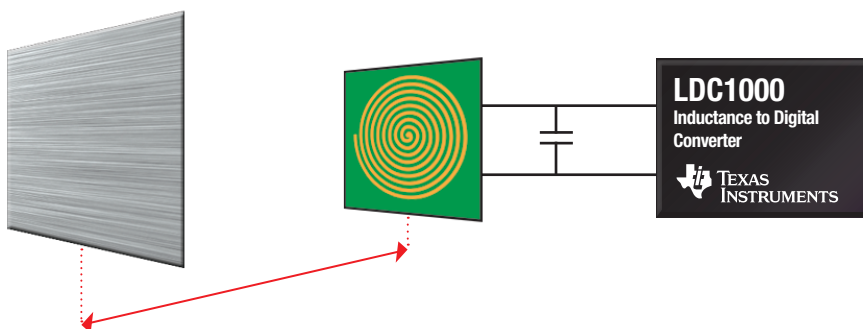


TEXAS INSTRUMENTS

Inductive
Sensing



LDC1000 Inductance-to-Digital Converter



LDC1000 Key Specifications

- Oscillation frequency: 5 kHz to 5 MHz
- Oscillation amplitude: 1,2,4 V_{PP}
- Eddy current losses (R_p) measurement
 - Range: 798 Ω to 3.93 M Ω
 - R_p resolution: 16-bit
- Inductance (L) measurement
 - L resolution: 24-bit
- Maximum output data rate: 78 kHz
- Supply current: 1.7 mA
- Package: SON-16
- Interface: SPI

Applications

Inductive sensing technology is changing the way customers build their systems in many markets including:

- Automotive
- Industrial
- Consumer
- Medical
- Computing
- Mobile devices
- White goods
- Communications



Inductive Sensing Technology

A Revolution in Sensing

Inductive sensing is a new, contactless, magnet-free technology that revolutionizes sensing by delivering better performance, better reliability, and greater flexibility than existing solutions, at a lower system cost. The LDC1000 is the world's first inductance-to-digital converter that enables inductive sensing.

Better Performance and Reliability

The LDC1000 provides 16-bit resonance impedance and 24-bit inductance values, enabling sub-micron resolution in position-sensing applications. Inductive sensing is also immune to non-conductive interferences such as dirt and dust and it supports remote sensor placement, making it well-suited for extreme and harsh environments.

Lower System Cost

The sensor is virtually free because the sensor can be a wound wire, a coil on a PCB, a coil printed with conductive ink on a flexible substrate, or even a simple spring. You also avoid the high costs of magnets, especially those requiring rare-earth materials.

Limitless Design Possibilities

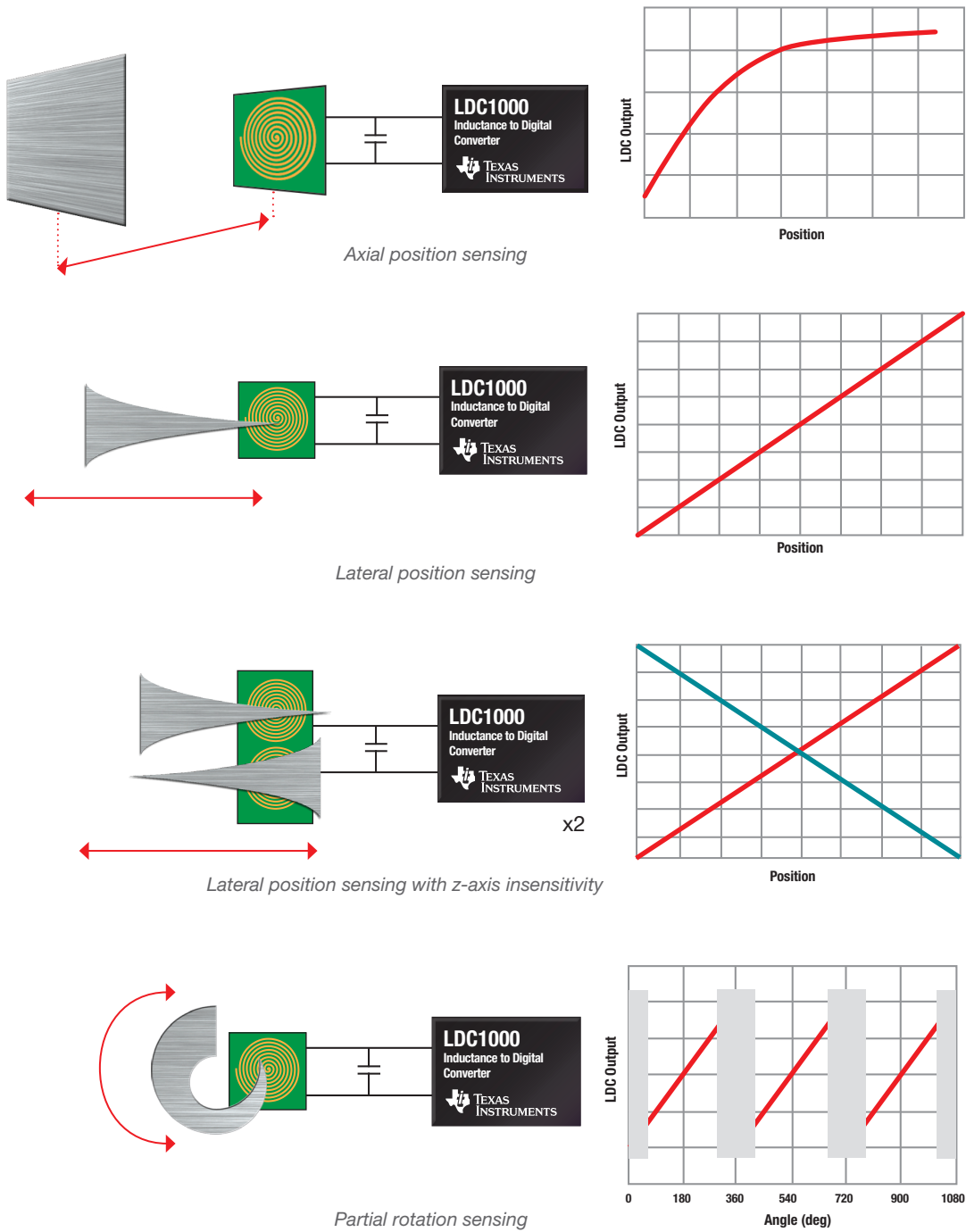
Low-cost implementations of conductive targets via pressed foil or conductive ink offer endless opportunities for creative and innovative system design, even in the presence of other metals or conductors.

Advantages of Inductive Sensing

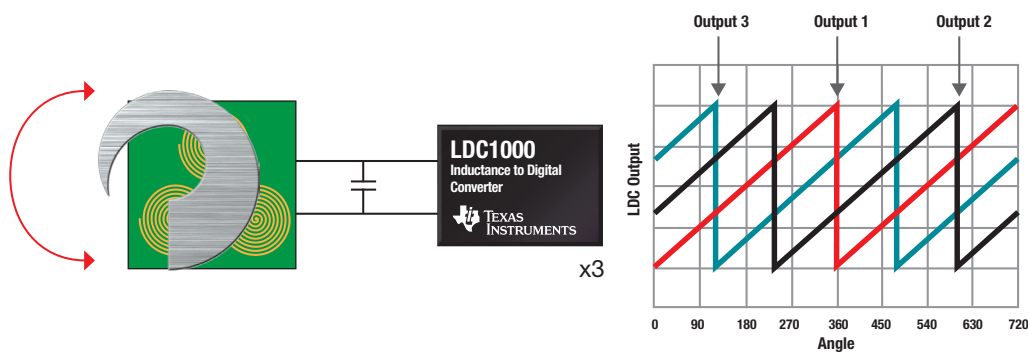
- Lower system costs
- Remote sensor location
- Higher reliability
- Greater system design flexibility
- Magnet-free operation
- Sub-micron resolution
- Contactless sensing
- Immunity to non-conductive interferences
- Limitless design possibilities

Modes of Operation

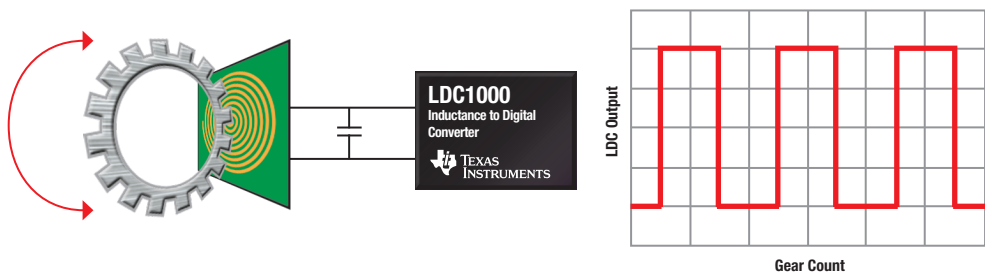
Inductive sensing can be used to measure the position, motion, or composition of a metal or conductive target, as well as detect the compression, extension, or twist of a spring.



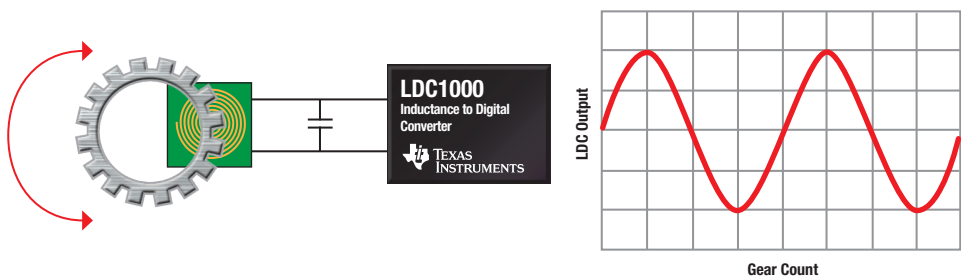
Modes of Operation



Full rotation sensing with z-axis insensitivity



Gear-tooth counting – perpendicular to coil




Gear-tooth motion – parallel to coil



Metal composition identification

Design Resources and References

LDC1000 Evaluation Module (EVM)



EVM Key Features

- EVM and GUI provide complete prototyping and evaluation platform
- USB interface allows control and evaluation of LDC1000 with GUI
- Includes 14 mm 2-layer PCB coil sensor
- Included coil can be removed to allow prototyping with other coils, springs, or inductors
- Coil and LDC1000 board section can be removed to interface with other MCUs or allow multi-channel prototyping



TI E2E™
Community

E2E Inductive Sensing Forum

ti.com/e2eldc

To learn more about TI's inductive sensing technology, visit ti.com/ldc:

- Product samples
- Datasheet and app note
- Demo videos
- Comprehensive evaluation system - software, evaluation modules, WEBENCH® support

Important Notice: The products and services of Texas Instruments Incorporated and its subsidiaries described herein are sold subject to TI's standard terms and conditions of sale. Customers are advised to obtain the most current and complete information about TI products and services before placing orders. TI assumes no liability for applications assistance, customer's applications or product designs, software performance, or infringement of patents. The publication of information regarding any other company's products or services does not constitute TI's approval, warranty, or endorsement thereof.

The platform bar, E2E, and WEBENCH are trademarks of Texas Instruments.
All other trademarks are the property of their respective owners.

IMPORTANT NOTICE

Texas Instruments Incorporated and its subsidiaries (TI) reserve the right to make corrections, enhancements, improvements and other changes to its semiconductor products and services per JESD46, latest issue, and to discontinue any product or service per JESD48, latest issue. Buyers should obtain the latest relevant information before placing orders and should verify that such information is current and complete. All semiconductor products (also referred to herein as "components") are sold subject to TI's terms and conditions of sale supplied at the time of order acknowledgment.

TI warrants performance of its components to the specifications applicable at the time of sale, in accordance with the warranty in TI's terms and conditions of sale of semiconductor products. Testing and other quality control techniques are used to the extent TI deems necessary to support this warranty. Except where mandated by applicable law, testing of all parameters of each component is not necessarily performed.

TI assumes no liability for applications assistance or the design of Buyers' products. Buyers are responsible for their products and applications using TI components. To minimize the risks associated with Buyers' products and applications, Buyers should provide adequate design and operating safeguards.

TI does not warrant or represent that any license, either express or implied, is granted under any patent right, copyright, mask work right, or other intellectual property right relating to any combination, machine, or process in which TI components or services are used. Information published by TI regarding third-party products or services does not constitute a license to use such products or services or a warranty or endorsement thereof. Use of such information may require a license from a third party under the patents or other intellectual property of the third party, or a license from TI under the patents or other intellectual property of TI.

Reproduction of significant portions of TI information in TI data books or data sheets is permissible only if reproduction is without alteration and is accompanied by all associated warranties, conditions, limitations, and notices. TI is not responsible or liable for such altered documentation. Information of third parties may be subject to additional restrictions.

Resale of TI components or services with statements different from or beyond the parameters stated by TI for that component or service voids all express and any implied warranties for the associated TI component or service and is an unfair and deceptive business practice. TI is not responsible or liable for any such statements.

Buyer acknowledges and agrees that it is solely responsible for compliance with all legal, regulatory and safety-related requirements concerning its products, and any use of TI components in its applications, notwithstanding any applications-related information or support that may be provided by TI. Buyer represents and agrees that it has all the necessary expertise to create and implement safeguards which anticipate dangerous consequences of failures, monitor failures and their consequences, lessen the likelihood of failures that might cause harm and take appropriate remedial actions. Buyer will fully indemnify TI and its representatives against any damages arising out of the use of any TI components in safety-critical applications.

In some cases, TI components may be promoted specifically to facilitate safety-related applications. With such components, TI's goal is to help enable customers to design and create their own end-product solutions that meet applicable functional safety standards and requirements. Nonetheless, such components are subject to these terms.

No TI components are authorized for use in FDA Class III (or similar life-critical medical equipment) unless authorized officers of the parties have executed a special agreement specifically governing such use.

Only those TI components which TI has specifically designated as military grade or "enhanced plastic" are designed and intended for use in military/aerospace applications or environments. Buyer acknowledges and agrees that any military or aerospace use of TI components which have **not** been so designated is solely at the Buyer's risk, and that Buyer is solely responsible for compliance with all legal and regulatory requirements in connection with such use.

TI has specifically designated certain components as meeting ISO/TS16949 requirements, mainly for automotive use. In any case of use of non-designated products, TI will not be responsible for any failure to meet ISO/TS16949.

Products

Audio	www.ti.com/audio
Amplifiers	amplifier.ti.com
Data Converters	dataconverter.ti.com
DLP® Products	www.dlp.com
DSP	dsp.ti.com
Clocks and Timers	www.ti.com/clocks
Interface	interface.ti.com
Logic	logic.ti.com
Power Mgmt	power.ti.com
Microcontrollers	microcontroller.ti.com
RFID	www.ti-rfid.com
OMAP Applications Processors	www.ti.com/omap
Wireless Connectivity	www.ti.com/wirelessconnectivity

Applications

Automotive and Transportation	www.ti.com/automotive
Communications and Telecom	www.ti.com/communications
Computers and Peripherals	www.ti.com/computers
Consumer Electronics	www.ti.com/consumer-apps
Energy and Lighting	www.ti.com/energy
Industrial	www.ti.com/industrial
Medical	www.ti.com/medical
Security	www.ti.com/security
Space, Avionics and Defense	www.ti.com/space-avionics-defense
Video and Imaging	www.ti.com/video

TI E2E Community

e2e.ti.com