

# Driving the green revolution in transportation

Technology advancements further electrify cars,  
enable new efficiencies



**Karl-Heinz Steinmetz**

*Sector General Manager  
Automotive Powertrain  
Texas Instruments*

# **Automotive transportation is undergoing a revolution, as advanced electronics enable the electrification of vehicle engines, as well as increasing automation, safety, comfort and convenience.**

---

As a result, these changes make the future of driving look very different from our experiences today. Cities will be filled with self-driven, zero-emission electric vehicles (EVs) that communicate among themselves and with roadway infrastructure.

Cars will deliver passengers, and then direct themselves to parking spaces with inductive pads to quickly recharge until they are summoned again. Traffic intersections and other places where cars are forced to stop will also have recharging pads for battery top-ups. Vehicles will be custom-designed for their applications and loaded with communications for occupants (just passengers, no drivers) to work or entertain themselves. Cars like these will not only be more comfortable to ride in but will also be in use a much higher percentage of the time than most cars today, using roads and energy more efficiently for a greener urban environment.

## **Advanced electronics enable automotive innovations**

Whether or not this vision describes the future precisely, the fact is that advanced electronics are enabling many changes in automobiles, beginning with the engines themselves. Auto manufacturers and customers alike are increasingly turning to various forms of EVs, hybrid-electric vehicles (HEVs) and electronically assisted combustion engines to improve gas mileage and lower emissions cost-effectively.

EVs will continue growing slowly but steadily in number, approaching 5 percent of sales worldwide by 2025, according to market analyst firm IHS Automotive. Meanwhile, hybrid combinations of electric and gasoline combustion motors in that same year will amount to some 22 million cars, about 20 percent of cars sold worldwide. HEVs are popular because, in addition to reducing fuel consumption and emissions, they offer manufacturers a chance to develop step by step the supporting technologies necessary for electrification and give consumers time to become accustomed to them. Governmental mandates, as well as market demand will determine how rapidly this transition moves.

The changeover to HEVs and EVs, plus more limited options such as automatic start/stop and regenerative braking, is made possible by innovations in electronics, which also serve as enablers for new benefits in automotive efficiency, safety, comfort, convenience and automation. Increasingly, cars rely on integrated circuits (ICs) that sense conditions, drive actuators, convert signals, communicate among vehicle systems and decide what to do—often without intervention by the driver.

ICs that function in vehicles must operate under extreme conditions of voltage, current, temperature and vibration, and they must operate reliably to keep the equipment and occupants safe. Among the foremost suppliers of advanced IC technology for automotive systems is Texas Instruments (TI), which offers a broad portfolio of innovative solutions that enable auto makers to design and build more efficient, safer and more comfortable cars that are easier for their customers to operate.

### A wide range of electrical/combustion configurations

In the market today, a small, dedicated group of consumers seek EVs, while a larger minority is motivated to buy HEVs due to their decade of success. The great majority of buyers look for new electronic features that promote efficiency and performance in combustion engines. The full range of these configurations is summarized in Table 1, which shows the levels of engine assistance and/or propulsion and the amount of fuel savings in ordinary driving over a standard, baseline car today.

**Start/stop and micro-hybrids.** To begin with, an engine can simply be stopped when it idles, then restarted to move again, saving a small amount of fuel in city driving. Adding regenerative braking (recuperation) and coasting creates a micro-hybrid,

with a bit more fuel savings because of the reduction in battery recharge demanded from the engine. In addition, some safety and convenience automation features that are becoming common, such as adaptive cruise control, save fuel by making driving more efficient. These forms of assistance, though seemingly simple, can be quite involved and require electronic management. There are also weight-saving measures such as drive by wire, shift by wire and brake by wire that help reduce fuel consumption and prepare the way for greater electrification. Start/stop, energy regeneration and various other forms of electrical assistance will be introduced into vast numbers of cars in upcoming years, increasing overall fleet fuel efficiencies and preparing car buyers for the more extensive innovations of HEVs and EVs.

**Mild hybrids.** Further improvements in fuel efficiency depend on increasing the battery size. Light electrical functions such as the lights and windshield wipers are already run directly from the battery, but heavier functions such as pumps must be assisted from the alternator or belt-driven directly from the engine. A number of auto makers are working to introduce a dual-voltage electrical system that combines a 12-V battery for compatibility with existing systems with a 48-V battery that will run the starter/generator, supercharger or turbocharger, fuel pump, water pump, cooling fan and other power-hungry systems.

Electrified vehicle technology		Fuel consumption reduction
Start/stop	12 V	2-5%
Micro hybrid	12 V	3-10%
Mild hybrid	48 V	8-15%
Mild hybrid	HV (~100 V)	10-16%
Full hybrid	200 V-450 V, some 48 V	20-50%
Plug-in hybrid	100 V-800 V	40-80%
Pure electric	100 V-800 V	100%

Table 1. Electric-combustion vehicle configurations.

## Dual 12-/48-V architecture

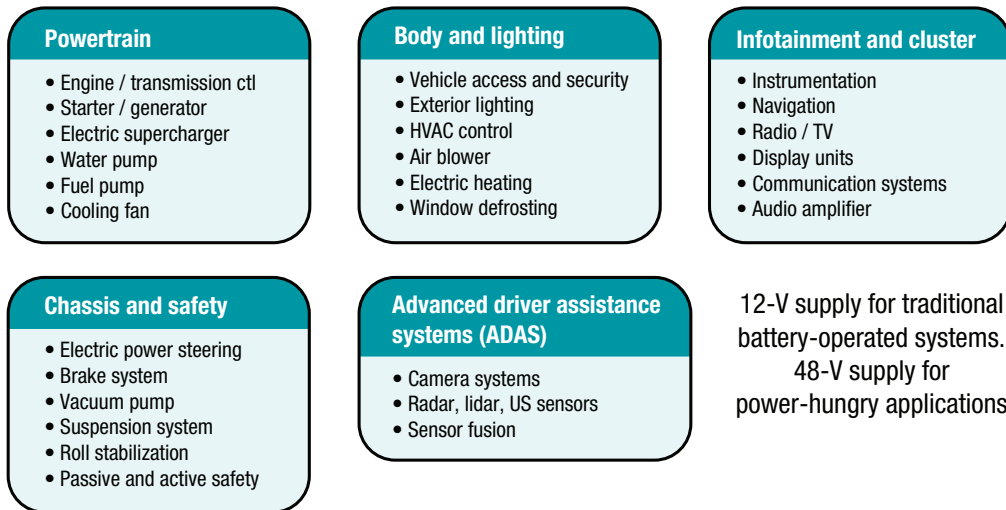


Figure 1. Dual 12-/48-V architecture.

**Figure 1** lists the types of systems that will be directly powered by a dual-voltage electrical system. These can then be decoupled from the combustion engine to reduce its load, allowing the engine to be downsized.

While 48 V represents a new standard that will provide up to about 10 kilowatts (kW) of power for driving the systems in **Figure 1**, a higher voltage is required to yield up to about 20 kW for electric super-/turbocharging. In either case, the auto configuration, a mild hybrid, saves additional fuel and increases drivability, though it does not provide independent electrical propulsion or drive for the vehicle. Mild hybrids are projected to be the fastest-growing configuration of those listed in Table 1, representing more than half of the 22 million units selling in 2025.

**Full and plug-in hybrids.** In a full hybrid, which propels the car electrically with a load of up to 80 kW, a battery rated in the hundreds of volts is required (possibly supported by a 48-V battery for compatibility with systems designed to operate at this voltage level). Fuel efficiency depends on how long the car drives electrically versus by combustion. In the absence of a breakthrough in

battery technology or some way of rapidly replacing batteries, fuel consumption can be further reduced only by recharging the battery from an outside source such as a wired connection or inductive pad. Plug-in hybrids, the second fastest growing configuration in Table 1, increase fuel efficiency to the extent that the owner regularly recharges the vehicle from a wall socket.

**Fully electric vehicles.** At the final level, full EVs diminish gas consumption to zero, though they lose the flexibility of a combustion engine for taking longer trips and refilling quickly. Low range and long charge times are the greatest drawbacks in acceptance of EVs. Although most of the time people drive their cars for only short distances and have plenty of time to recharge overnight, they still want the option of driving across the country for a comparable distance that a tank of gas would take them, then recharging in little more time than a gas fill-up requires. The long-term success of zero emissions vehicles appears to depend on technological advances in battery capacity and fast charging cycles, the latter possibly being supplied wirelessly by induction coils beneath the car, instead of or in addition to a power cord.

**Self-driving and ADAS.** An additional factor weighing into fuel savings is automated driving. Strictly speaking, automatic operation is not an HEV/EV issue and can be introduced in any car. However, vehicles capable of self-operation include numerous sensing and actuation systems that parallel the systems required for electric engines. Cars can also be designed to operate automatically with greater fuel efficiency than most human drivers can achieve, especially in city driving where maintaining as constant a speed as possible is difficult. For these reasons, it seems likely that HEV/EV development for auto makers will be closely aligned with development of advanced driver assistance systems (ADAS) and self-driving capabilities, for reasons of safety as well as fuel economy and emissions.

### **Technical challenges facing development of HEVs and EVs**

For car designers and electronics suppliers, the central issue in electrifying automobiles lies in dealing with high voltages safely. High voltages bring stringent requirements for materials, processes, designs, packages, qualification—the whole gamut of IC technology. Meeting these challenges is important not only for reliable functioning but also for safety in operating the starter/generator, power steering, traction control, battery management, bidirectional DC/DC conversion and many other areas. These systems must be protected against overvoltages, overcurrents, power spikes, signal feedback to other systems, electromagnetic noise from outside sources and a variety of other destructive or contaminating influences. Above all, there must be no risk whatsoever that people will be exposed to high voltages and currents.

Aside from the IC technology factors already mentioned, safety depends heavily on circuit isolation, which may be internal to a chip die,

between chip dies in a single package, among IC devices that function together, or some combination of these. To ensure safety, automotive specifications call for twice the isolation required for simple functioning. Automotive ICs are manufactured to provide this level of protection, known as reinforced isolation.

High voltages in hybrids permit downscaling the combustion engine, which reduces fuel consumption but also reduces the power delivered. To compensate for the smaller engine, the electric starter motor needs to deliver torque to the engine, and the conventional turbo/supercharger needs to be replaced or complemented by an electric one that adds torque during operation. Providing overvoltage transient protection for these functions and others requires power field-effect transistors (FETs) that are characterized for up to 100 V. For propelling the car and charging it from an external source, such as a wall socket or induction coil, even higher levels of characterization are required, measuring as high as 1,000 V (1 kV) to support fast charging cycles. In some applications, support for extremely high-frequency switching is required, too.

Providing FETs capable of achieving these high voltages and frequencies is another challenge in automotive electronics. Silicon power FETs are characterized for voltages high enough to handle the loads on traditional 12-V and many loads on 48-V batteries. However, a different material is needed for characterization approaching and beyond 100 V. Recent advances in gallium-nitride (GaN) technology make this material an excellent option for high-voltage power FETs. Theoretically capable of switching 1 kV and more at megahertz frequencies, GaN is useful not only in simple on-off high-power switches but also in ultra-high-frequency switching power supplies.

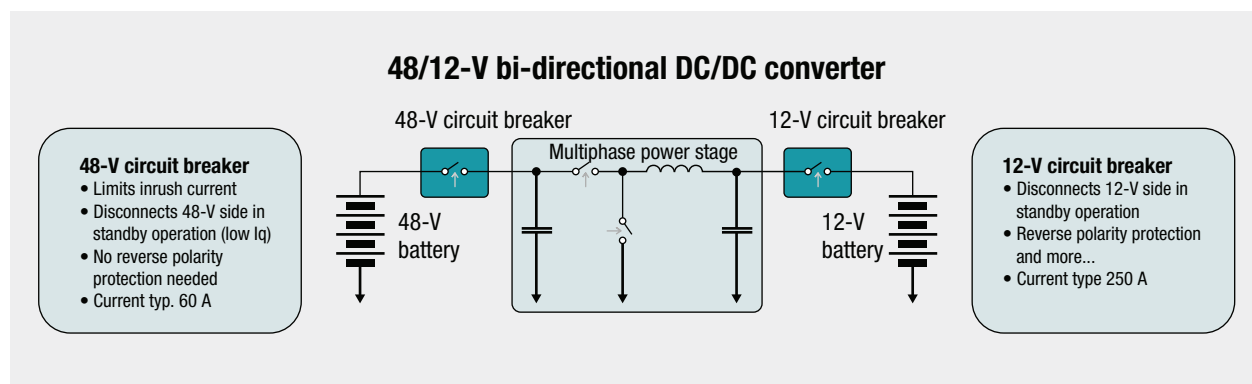
Managing the batteries of HEVs and EVs is a key area for innovative high-voltage technologies. Dual-voltage systems, combining 12-V and 48-V batteries, need bidirectional DC/DC conversion, illustrated in **Figure 2**, to both protect the circuitry and enable functionality. Even higher voltages, associated with propulsion and external charging, will come from large numbers of cells connected in series. Battery management needs advanced control intelligence that can monitor charging, discharging and recharging with sensing for temperature, voltage and current in each cell.

Synergetic with control of individual electrical systems is communication among them, as well as with vehicle control systems that are sensing external road conditions and automatically managing some or all operation of the car. Auto makers rely on the CAN bus and other recognized network standards; however, there is still much innovation on the horizon in automotive network communications. Car makers expect IC suppliers to be able to adapt to the varying communication requirements of different car models.

## Meeting the challenges of automotive electronics

The technical requirements for safety and operational integrity using high voltages demand innovative technology on the part of IC suppliers. Recognizing the specialized requirements of its automotive customers, TI devotes a large portion of its technology expertise to the development of automotive solutions. The company's long history of involvement as a supplier for the automotive industry has resulted in a high level of expertise in adapting to new demands in vehicle electronics, including HEVs and EVs. **Figure 3** shows the many areas of an automobile's electrical system where TI components are used.

Concern with safety has led to the development of leading isolation techniques that enable, for instance, the integration of high- and low-voltage and high- and low-frequency functions in the same package. Reinforced isolation is a regular feature of chip dies and packages certified for automotive and industrial use, as are higher temperature, voltage, current and vibration qualification. Important among packaging options are SafeTI™ packages that meet industry-standard functional safety requirements for automotive applications.



**Figure 2.** 48/12-V bidirectional DC/DC converter.

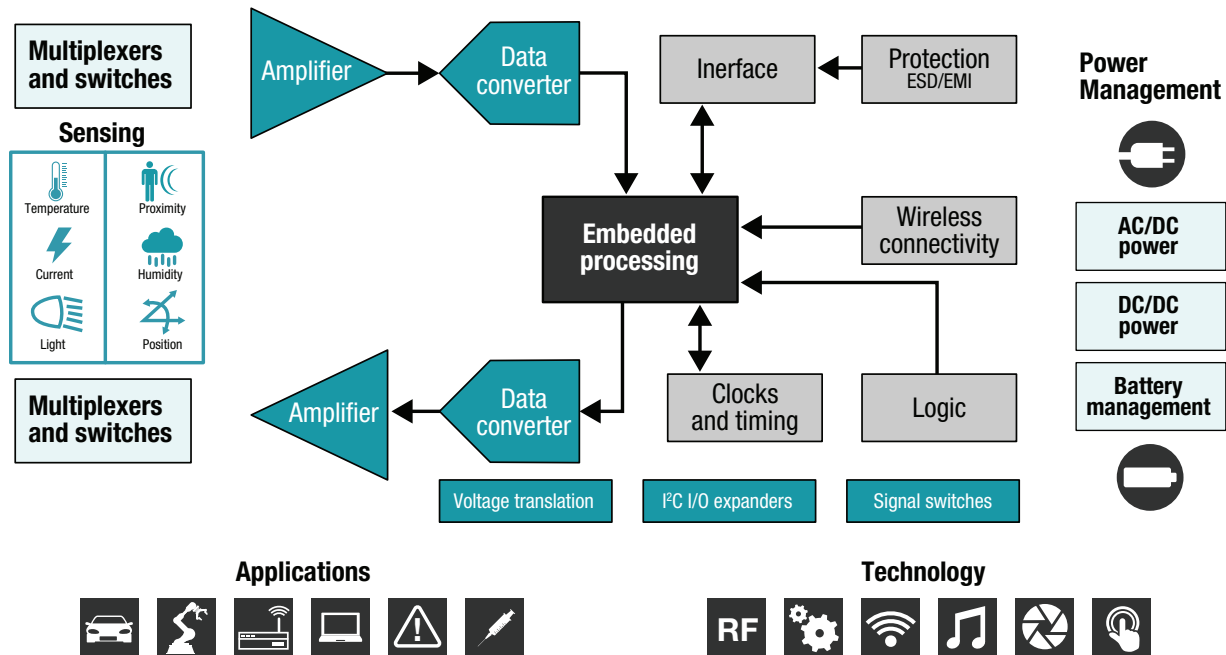


Figure 3. TI analog and embedded processing technologies at the heart of automotive systems.

For safe control of electrical systems, the TMS570 Hercules™ line of microcontrollers (MCUs) provides dual lockstep CPUs, error correction and self-testing. Also available are C2000™ MCUs optimized for high-speed, real-time motor control. Other ICs that are used directly in the power line in ways that help promote safety include power switches, battery management and protection, DC/DC converters, delta-sigma analog-to-digital converters and many others.

Process technology advances also continue to push silicon to perform at higher voltage levels, such as those used in the new automotive electronics. For extremely high-voltage, high-frequency power applications, TI offers GaN FETs. Initial GaN offerings, targeted at switching power supplies, are characterized for high currents at up to 100 V and further developments are planned.

In adding new high-voltage systems to their products, auto manufacturers are opening new territory, and they need the flexibility to adapt, which is best done by leveraging a broad portfolio of IC solutions, including

battery charging and management, voltage conversion and regulation, power drivers and other functions in the electrical system. TI's communications expertise can also provide the flexible networking solutions that automakers demand with support for the major communications standards used in automotive electronics today. Recognized integration expertise also plays a part in helping vehicle manufacturers reduce the space, weight and connections of electrical systems, further improving efficiencies.

### Electrifying transportation in the future

As the revolution in transportation continues, new introductions in automotive electronics are continuing to make cars more fuel-efficient, safer and convenient. Electrically assisted combustion engines, hybrids at various levels, and full EVs are all making a change in emissions that cut down on pollution locally and greenhouse gases globally. Automated driving and EVs will change the operation of vehicles, especially in cities, bringing new business models that help provide

low or zero emissions and customized transportation for millions. TI plays an important role in bringing electronics to vehicles today, and will continue to help drive the trend to make automobiles safer, more convenient and greener in the future.

**For more information:**

Learn about [TI's products for hybrid/electric powertrain systems](#)

- Explore TI's [Electric, Hybrid and Power Train Systems and Reference Designs](#)
- Read our related white paper: [Smaller and smarter motor control drives HEV/EV market forward](#)
- Download information on [circuit isolation](#), [high-voltage](#), [GaN](#) and [overcurrent protection](#).

**Important Notice:** The products and services of Texas Instruments Incorporated and its subsidiaries described herein are sold subject to TI's standard terms and conditions of sale. Customers are advised to obtain the most current and complete information about TI products and services before placing orders. TI assumes no liability for applications assistance, customer's applications or product designs, software performance, or infringement of patents. The publication of information regarding any other company's products or services does not constitute TI's approval, warranty or endorsement thereof.

The platform bar is a trademark of Texas Instruments. All other trademarks are the property of their respective owners.



## IMPORTANT NOTICE

Texas Instruments Incorporated and its subsidiaries (TI) reserve the right to make corrections, enhancements, improvements and other changes to its semiconductor products and services per JESD46, latest issue, and to discontinue any product or service per JESD48, latest issue. Buyers should obtain the latest relevant information before placing orders and should verify that such information is current and complete. All semiconductor products (also referred to herein as "components") are sold subject to TI's terms and conditions of sale supplied at the time of order acknowledgment.

TI warrants performance of its components to the specifications applicable at the time of sale, in accordance with the warranty in TI's terms and conditions of sale of semiconductor products. Testing and other quality control techniques are used to the extent TI deems necessary to support this warranty. Except where mandated by applicable law, testing of all parameters of each component is not necessarily performed.

TI assumes no liability for applications assistance or the design of Buyers' products. Buyers are responsible for their products and applications using TI components. To minimize the risks associated with Buyers' products and applications, Buyers should provide adequate design and operating safeguards.

TI does not warrant or represent that any license, either express or implied, is granted under any patent right, copyright, mask work right, or other intellectual property right relating to any combination, machine, or process in which TI components or services are used. Information published by TI regarding third-party products or services does not constitute a license to use such products or services or a warranty or endorsement thereof. Use of such information may require a license from a third party under the patents or other intellectual property of the third party, or a license from TI under the patents or other intellectual property of TI.

Reproduction of significant portions of TI information in TI data books or data sheets is permissible only if reproduction is without alteration and is accompanied by all associated warranties, conditions, limitations, and notices. TI is not responsible or liable for such altered documentation. Information of third parties may be subject to additional restrictions.

Resale of TI components or services with statements different from or beyond the parameters stated by TI for that component or service voids all express and any implied warranties for the associated TI component or service and is an unfair and deceptive business practice. TI is not responsible or liable for any such statements.

Buyer acknowledges and agrees that it is solely responsible for compliance with all legal, regulatory and safety-related requirements concerning its products, and any use of TI components in its applications, notwithstanding any applications-related information or support that may be provided by TI. Buyer represents and agrees that it has all the necessary expertise to create and implement safeguards which anticipate dangerous consequences of failures, monitor failures and their consequences, lessen the likelihood of failures that might cause harm and take appropriate remedial actions. Buyer will fully indemnify TI and its representatives against any damages arising out of the use of any TI components in safety-critical applications.

In some cases, TI components may be promoted specifically to facilitate safety-related applications. With such components, TI's goal is to help enable customers to design and create their own end-product solutions that meet applicable functional safety standards and requirements. Nonetheless, such components are subject to these terms.

No TI components are authorized for use in FDA Class III (or similar life-critical medical equipment) unless authorized officers of the parties have executed a special agreement specifically governing such use.

Only those TI components which TI has specifically designated as military grade or "enhanced plastic" are designed and intended for use in military/aerospace applications or environments. Buyer acknowledges and agrees that any military or aerospace use of TI components which have **not** been so designated is solely at the Buyer's risk, and that Buyer is solely responsible for compliance with all legal and regulatory requirements in connection with such use.

TI has specifically designated certain components as meeting ISO/TS16949 requirements, mainly for automotive use. In any case of use of non-designated products, TI will not be responsible for any failure to meet ISO/TS16949.

### Products

Audio	<a href="http://www.ti.com/audio">www.ti.com/audio</a>
Amplifiers	<a href="http://amplifier.ti.com">amplifier.ti.com</a>
Data Converters	<a href="http://dataconverter.ti.com">dataconverter.ti.com</a>
DLP® Products	<a href="http://www.dlp.com">www.dlp.com</a>
DSP	<a href="http://dsp.ti.com">dsp.ti.com</a>
Clocks and Timers	<a href="http://www.ti.com/clocks">www.ti.com/clocks</a>
Interface	<a href="http://interface.ti.com">interface.ti.com</a>
Logic	<a href="http://logic.ti.com">logic.ti.com</a>
Power Mgmt	<a href="http://power.ti.com">power.ti.com</a>
Microcontrollers	<a href="http://microcontroller.ti.com">microcontroller.ti.com</a>
RFID	<a href="http://www.ti-rfid.com">www.ti-rfid.com</a>
OMAP Applications Processors	<a href="http://www.ti.com/omap">www.ti.com/omap</a>
Wireless Connectivity	<a href="http://www.ti.com/wirelessconnectivity">www.ti.com/wirelessconnectivity</a>

### Applications

Automotive and Transportation	<a href="http://www.ti.com/automotive">www.ti.com/automotive</a>
Communications and Telecom	<a href="http://www.ti.com/communications">www.ti.com/communications</a>
Computers and Peripherals	<a href="http://www.ti.com/computers">www.ti.com/computers</a>
Consumer Electronics	<a href="http://www.ti.com/consumer-apps">www.ti.com/consumer-apps</a>
Energy and Lighting	<a href="http://www.ti.com/energy">www.ti.com/energy</a>
Industrial	<a href="http://www.ti.com/industrial">www.ti.com/industrial</a>
Medical	<a href="http://www.ti.com/medical">www.ti.com/medical</a>
Security	<a href="http://www.ti.com/security">www.ti.com/security</a>
Space, Avionics and Defense	<a href="http://www.ti.com/space-avionics-defense">www.ti.com/space-avionics-defense</a>
Video and Imaging	<a href="http://www.ti.com/video">www.ti.com/video</a>

### TI E2E Community

[e2e.ti.com](http://e2e.ti.com)