

## 500mA, 高效 MicroSiP™ 降压转换器 (尺寸 < 1mm)

查询样品: [TPS82690](#), [TPS82695](#), [TPS82697](#)

### 特性

- 整体解决方案尺寸 < 6.7mm<sup>2</sup>
- 运行频率为 4MHz 时, 效率高达 95%
- 24μA 静态电流
- 高占空比运行
- 同类产品最佳的负载与线路瞬态
- DC 电压输出总精度为 ±2%
- 自动脉冲频率调制 (PFM) / 脉冲宽度调制 (PWM) 模式切换
- 低纹波轻负载 PFM 模式
- 出色的 AC 负载稳压
- 内部软启动, 130μs 启动时间
- 集成有源断电排序 (可选)
- 电流过载和热关断保护
- 厚度不到 1mm 的解决方案

### 应用范围

- 低压差 (LDO) 替代产品
- 手机、智能电话
- 负载点 (PoL) 应用

### 说明

TPS8269xSIP 器件是用于低功率应用的完全 500mA, DC/DC 降压电源。封装中包括开关稳压器、电感和输入/输出电容器。线路设计无需采用额外器件。

TPS8269xSIP 基于高频同步降压 dc-dc 转换器, 此器件非常适合于电池供电的便携式应用。本示例中使用的 MicroSiP™ DC/DC 转换器运行在经调节的 4MHz 开关频率下并且在轻负载电流上进入省电模式以在全部负载电流范围内保持高效率。

PFM 模式可在轻负载工作时将静态电流降至 24 μA (典型值), 从而可延长电池使用寿命。对于对噪声要求较高的应用, 该器件具有 PWM 展频功能, 可提供较低噪声的稳定输出并降低噪声对输入端的影响。结合高电源抑制比 (PSRR) 和 AC 负载调制性能, 使得该器件适合用来替代线性稳压器以获得更高的电源转换效率。

TPS8269xSIP 封装在一个紧凑的 (2.3mm x 2.9mm) 和低厚度 (1.0mm) 的球状引脚栅格阵列 (BGA) 封装内, 非常适合由标准表面贴装设备进行自动组装。

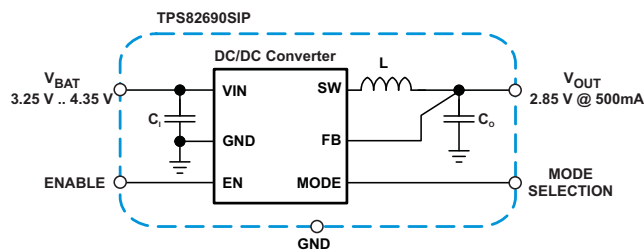


图 1. 典型应用

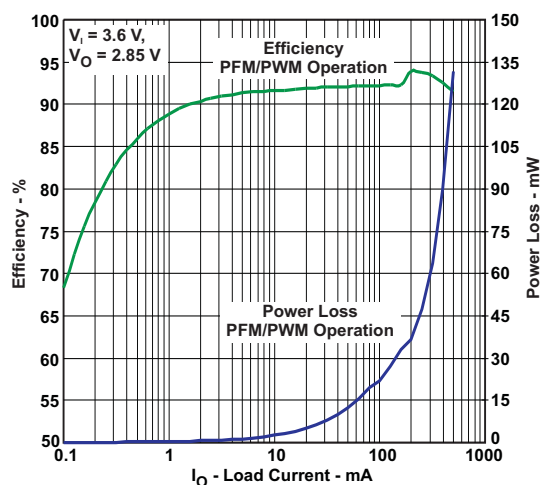


图 2. 效率与 负载电流



Please be aware that an important notice concerning availability, standard warranty, and use in critical applications of Texas Instruments semiconductor products and disclaimers thereto appears at the end of this data sheet.

MicroSiP, MicroSiP are trademarks of Texas Instruments.

UNLESS OTHERWISE NOTED this document contains PRODUCTION DATA information current as of publication date. Products conform to specifications per the terms of Texas Instruments standard warranty. Production processing does not necessarily include testing of all parameters.

Copyright © 2011–2012, Texas Instruments Incorporated  
English Data Sheet: [SLVSA66](#)

## PACKAGING INFORMATION

Orderable part number	Status (1)	Material type (2)	Package   Pins	Package qty   Carrier	RoHS (3)	Lead finish/ Ball material (4)	MSL rating/ Peak reflow (5)	Op temp (°C)	Part marking (6)
<a href="#">TPS82695SIPR</a>	Active	Production	uSiP (SIP)   8	3000   LARGE T&R	Yes	SNAGCU	Level-2-260C-1 YEAR	-40 to 85	UF
TPS82695SIPR.A	Active	Production	uSiP (SIP)   8	3000   LARGE T&R	Yes	SNAGCU	Level-2-260C-1 YEAR	-40 to 125	UF
TPS82695SIPR.B	Active	Production	uSiP (SIP)   8	3000   LARGE T&R	-	Call TI	Call TI	-40 to 125	
<a href="#">TPS82695SIPT</a>	Active	Production	uSiP (SIP)   8	250   SMALL T&R	Yes	SNAGCU	Level-2-260C-1 YEAR	-40 to 85	UF
TPS82695SIPT.A	Active	Production	uSiP (SIP)   8	250   SMALL T&R	Yes	SNAGCU	Level-2-260C-1 YEAR	-40 to 125	UF
TPS82695SIPT.B	Active	Production	uSiP (SIP)   8	250   SMALL T&R	-	Call TI	Call TI	-40 to 125	

(1) **Status:** For more details on status, see our [product life cycle](#).

(2) **Material type:** When designated, preproduction parts are prototypes/experimental devices, and are not yet approved or released for full production. Testing and final process, including without limitation quality assurance, reliability performance testing, and/or process qualification, may not yet be complete, and this item is subject to further changes or possible discontinuation. If available for ordering, purchases will be subject to an additional waiver at checkout, and are intended for early internal evaluation purposes only. These items are sold without warranties of any kind.

(3) **RoHS values:** Yes, No, RoHS Exempt. See the [TI RoHS Statement](#) for additional information and value definition.

(4) **Lead finish/Ball material:** Parts may have multiple material finish options. Finish options are separated by a vertical ruled line. Lead finish/Ball material values may wrap to two lines if the finish value exceeds the maximum column width.

(5) **MSL rating/Peak reflow:** The moisture sensitivity level ratings and peak solder (reflow) temperatures. In the event that a part has multiple moisture sensitivity ratings, only the lowest level per JEDEC standards is shown. Refer to the shipping label for the actual reflow temperature that will be used to mount the part to the printed circuit board.

(6) **Part marking:** There may be an additional marking, which relates to the logo, the lot trace code information, or the environmental category of the part.

Multiple part markings will be inside parentheses. Only one part marking contained in parentheses and separated by a "~" will appear on a part. If a line is indented then it is a continuation of the previous line and the two combined represent the entire part marking for that device.

**Important Information and Disclaimer:** The information provided on this page represents TI's knowledge and belief as of the date that it is provided. TI bases its knowledge and belief on information provided by third parties, and makes no representation or warranty as to the accuracy of such information. Efforts are underway to better integrate information from third parties. TI has taken and continues to take reasonable steps to provide representative and accurate information but may not have conducted destructive testing or chemical analysis on incoming materials and chemicals. TI and TI suppliers consider certain information to be proprietary, and thus CAS numbers and other limited information may not be available for release.

In no event shall TI's liability arising out of such information exceed the total purchase price of the TI part(s) at issue in this document sold by TI to Customer on an annual basis.



## TAPE AND REEL INFORMATION



\*All dimensions are nominal

Device	Package Type	Package Drawing	Pins	SPQ	Reel Diameter (mm)	Reel Width W1 (mm)	A0 (mm)	B0 (mm)	K0 (mm)	P1 (mm)	W (mm)	Pin1 Quadrant
TPS82695SIPR	uSiP	SIP	8	3000	178.0	9.0	2.45	3.05	1.1	4.0	8.0	Q2
TPS82695SIPT	uSiP	SIP	8	250	178.0	9.0	2.45	3.05	1.1	4.0	8.0	Q2

## TAPE AND REEL BOX DIMENSIONS



\*All dimensions are nominal

Device	Package Type	Package Drawing	Pins	SPQ	Length (mm)	Width (mm)	Height (mm)
TPS82695SIPR	uSiP	SIP	8	3000	223.0	194.0	35.0
TPS82695SIPT	uSiP	SIP	8	250	223.0	194.0	35.0

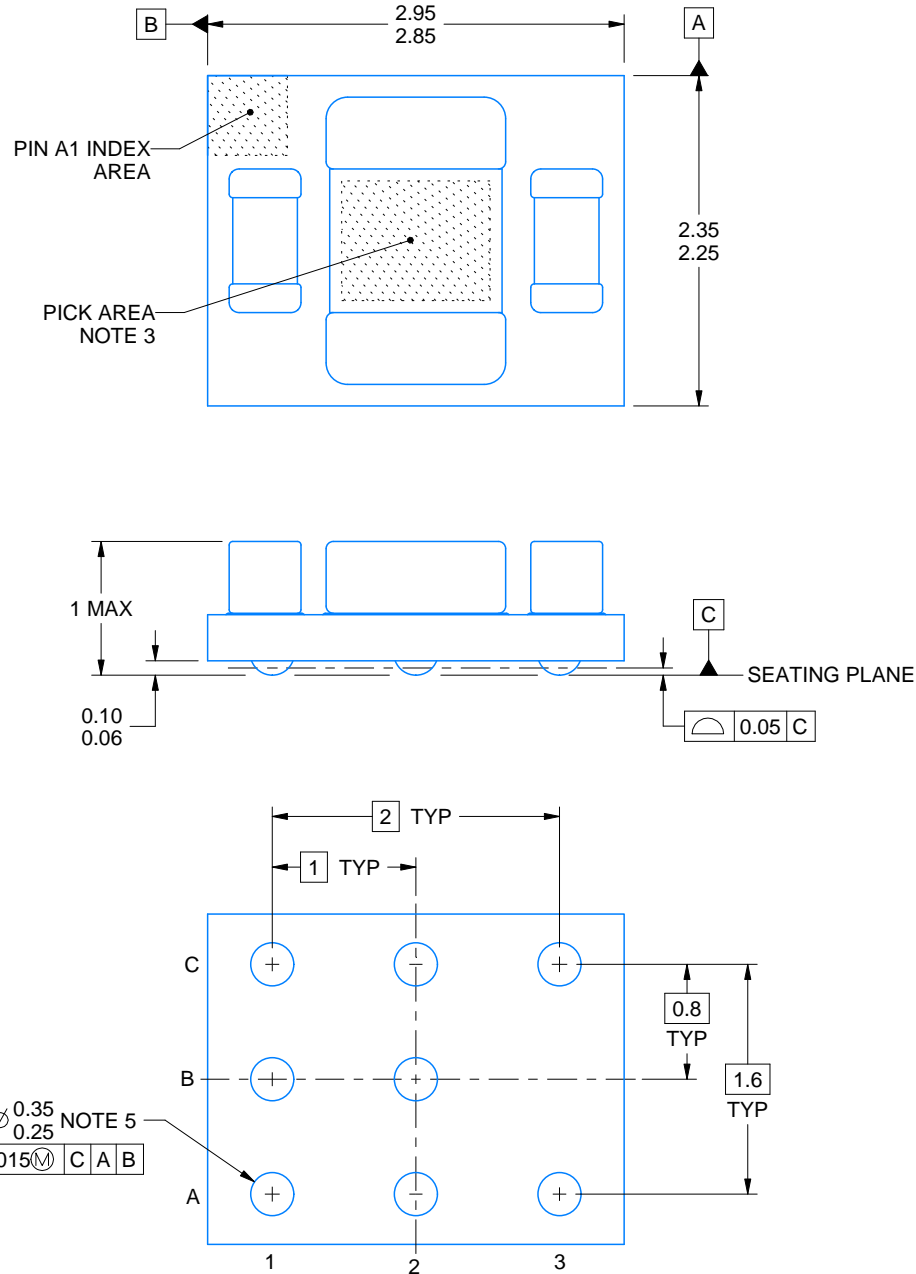


**SIP0008A**

# PACKAGE OUTLINE

**MicroSiP™ - 1 mm max height**

MICRO SYSTEM IN PACKAGE



4220326/A 02/2025

MicroSiP is a trademark of Texas Instruments.

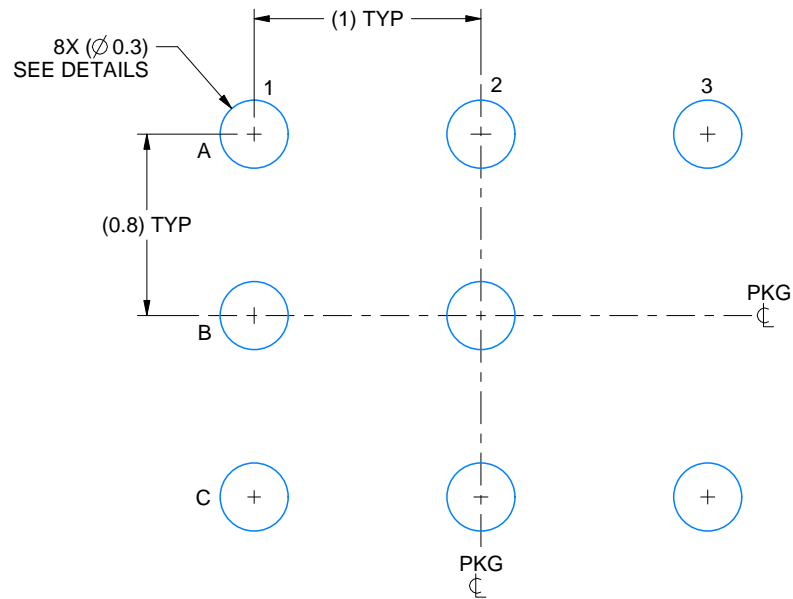
## NOTES:

1. All linear dimensions are in millimeters. Any dimensions in parenthesis are for reference only. Dimensioning and tolerancing per ASME Y14.5M.
2. This drawing is subject to change without notice.
3. For pick and place nozzle recommendation, see product datasheet.
4. Location, size and quantity of each component are for reference only and may vary.
5. This package contains Pb-free balls.

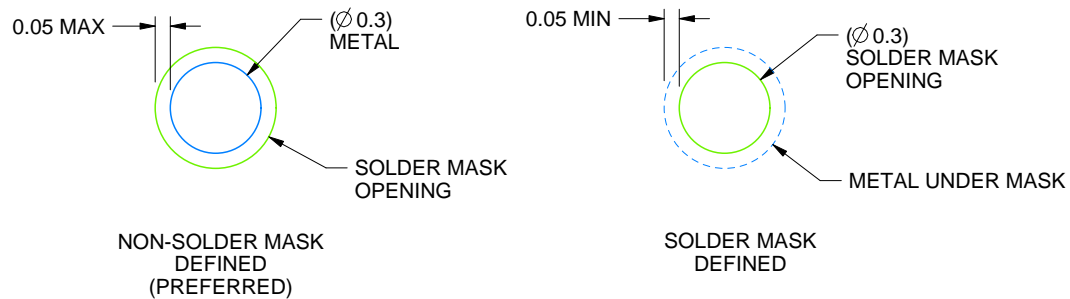
**SIP0008A**

## MicroSiP™ - 1 mm max height

## MICRO SYSTEM IN PACKAGE



LAND PATTERN EXAMPLE  
EXPOSED METAL SHOWN  
SCALE: 30X

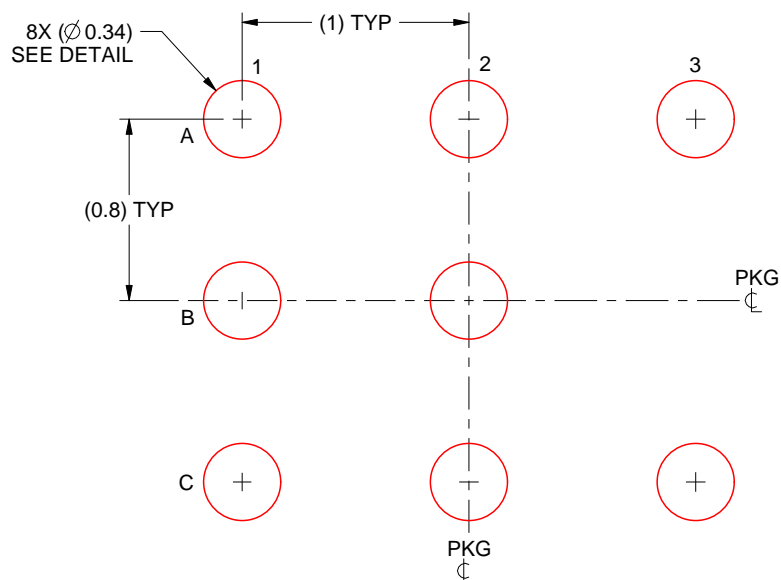


**SOLDER MASK DETAILS**  
**NOT TO SCALE**

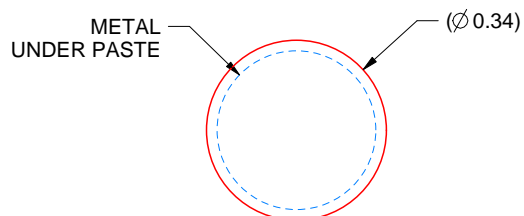
4220326/A 02/2025

NOTES: (continued)

6. For more information, see Texas Instruments literature number SBVA017 ([www.ti.com/lit/sbva017](http://www.ti.com/lit/sbva017)).



SOLDER PASTE EXAMPLE  
BASED ON 0.1 mm THICK STENCIL  
SCALE:30X



SOLDER PASTE DETAIL  
TYPICAL

4220326/A 02/2025

NOTES: (continued)

7. Laser cutting apertures with trapezoidal walls and rounded corners may offer better paste release. IPC-7525 may have alternate design recommendations.



## 重要通知和免责声明

TI“按原样”提供技术和可靠性数据（包括数据表）、设计资源（包括参考设计）、应用或其他设计建议、网络工具、安全信息和其他资源，不保证没有瑕疵且不做任何明示或暗示的担保，包括但不限于对适销性、与某特定用途的适用性或不侵犯任何第三方知识产权的暗示担保。

这些资源可供使用 TI 产品进行设计的熟练开发人员使用。您将自行承担以下全部责任：(1) 针对您的应用选择合适的 TI 产品，(2) 设计、验证并测试您的应用，(3) 确保您的应用满足相应标准以及任何其他安全、安保法规或其他要求。

这些资源如有变更，恕不另行通知。TI 授权您仅可将这些资源用于研发本资源所述的 TI 产品的相关应用。严禁以其他方式对这些资源进行复制或展示。您无权使用任何其他 TI 知识产权或任何第三方知识产权。对于因您对这些资源的使用而对 TI 及其代表造成的任何索赔、损害、成本、损失和债务，您将全额赔偿，TI 对此概不负责。

TI 提供的产品受 [TI 销售条款](#)、[TI 通用质量指南](#) 或 [ti.com](#) 上其他适用条款或 TI 产品随附的其他适用条款的约束。TI 提供这些资源并不会扩展或以其他方式更改 TI 针对 TI 产品发布的适用的担保或担保免责声明。除非德州仪器 (TI) 明确将某产品指定为定制产品或客户特定产品，否则其产品均为按确定价格收入目录的标准通用器件。

TI 反对并拒绝您可能提出的任何其他或不同的条款。

版权所有 © 2025，德州仪器 (TI) 公司

最后更新日期：2025 年 10 月