


NOTES, UNLESS OTHERWISE SPECIFIED:

1. The netname "DMD_P3P3V" represents connection to the +3.3V digital power plane.
2. The symbol  represents connection to the digital ground plane.
3. A "Z" suffix on a signal name indicates an active low signal.
4. All components with designators "U", "D", "Y" and "Q" are electrostatic discharge sensitive.
5. All resistor values are in ohms, 1/16W and 5% unless otherwise specified.
6. 470 Ohm resistors R1, R2, R3, R4, R6, and R9 protect the system when/If wrong DMD is installed on-board.

BEFORE USING TECHNICAL INFORMATION, THE USER SHOULD CAREFULLY READ THE FOLLOWING TERMS.

The term "Technical Information" includes reference designs, drawings, specifications, and other information relating to TI digital imaging products or applications, contained herein or provided separately in any format or via any medium.

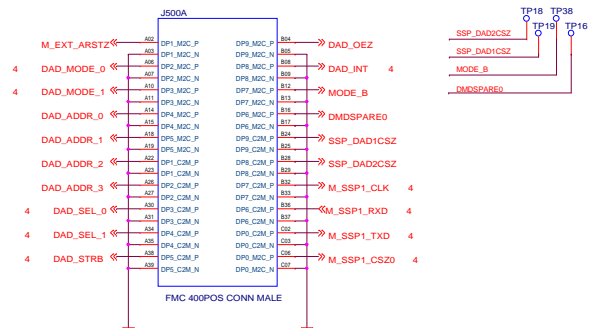
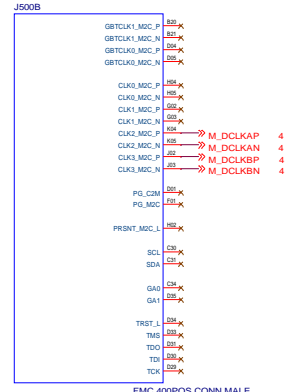
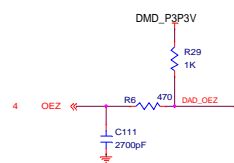
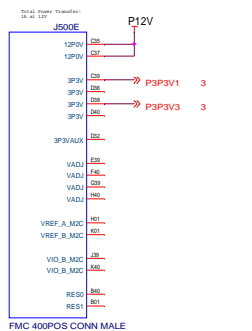
TI is providing Technical Information for the convenience of purchasers of digital imaging products ("Users"), and will not accept any responsibility or liability arising from providing the Technical Information or its use. Any use or reliance on Technical Information is strictly the responsibility of the User.

1. **No Warranty. THE TECHNICAL INFORMATION IS PROVIDED "AS IS".** TI MAKES NO WARRANTIES OR REPRESENTATIONS, EXPRESS, IMPLIED OR STATUTORY, INCLUDING LACK OF VIRUSES, ACCURACY, OR COMPLETENESS. TI DISCLAIMS ANY WARRANTY OF TITLE, ANY IMPLIED WARRANTIES OF MERCHANTABILITY, FITNESS FOR A PARTICULAR PURPOSE, QUIET ENJOYMENT, QUIET POSSESSION, AND NON-INFRINGEMENT OF ANY THIRD PARTY INTELLECTUAL PROPERTY RIGHTS WITH REGARD TO THE TECHNICAL INFORMATION OR THE USE OF THOSE MATERIALS.
2. **Warranty for Products Not Affected.** The foregoing exclusion and disclaimer of warranty does not affect or diminish any warranty rights with regard to digital imaging products. Such rights are governed exclusively by the terms of a written and signed purchase agreement with TI.
3. **Limitations and Exclusion of Damages.** IN NO EVENT SHALL TI BE LIABLE FOR ANY ACTUAL, SPECIAL, INCIDENTAL, CONSEQUENTIAL OR INDIRECT DAMAGES, HOWEVER CAUSED, ON ANY THEORY OF LIABILITY AND WHETHER OR NOT TI HAS BEEN ADVISED OF THE POSSIBILITY OF SUCH DAMAGES, ARISING IN ANY WAY OUT OF THE TECHNICAL INFORMATION OR THE USE OF THE TECHNICAL INFORMATION.
4. **No Engineering Services.** User is fully responsible for all design decisions and engineering with regard to its products, including decisions relating to application of digital imaging products. By providing Technical Information TI does not intend to offer or provide engineering services or advice concerning User's design. If User desires engineering services, then User should rely on its retained employees and consultants and/or procure engineering services from a licensed professional engineer ("LPE").
5. **Compliance with Export Control Laws.** Unless prior authorization is obtained from the U.S. Department of Commerce, User may not export, re-export, or release, directly or indirectly, any Technical Information, or export, directly or indirectly, any direct product of such Technical Information to any destination or country to which the export, re-export or release of the Technical Information or direct product is prohibited by the Export Administration Regulations of the U.S. Department of Commerce ("EAR").

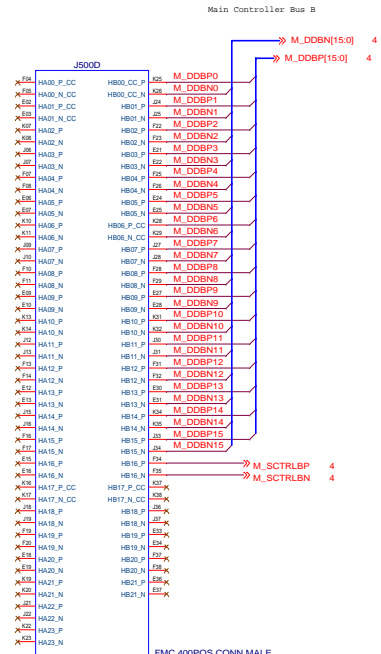

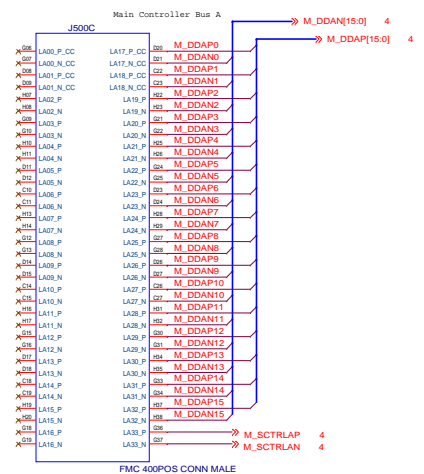


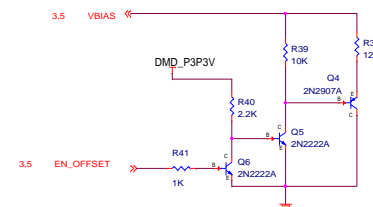
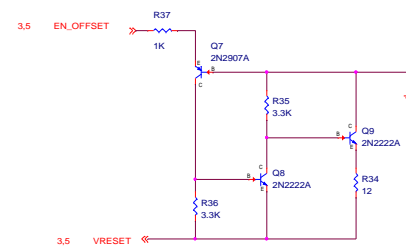
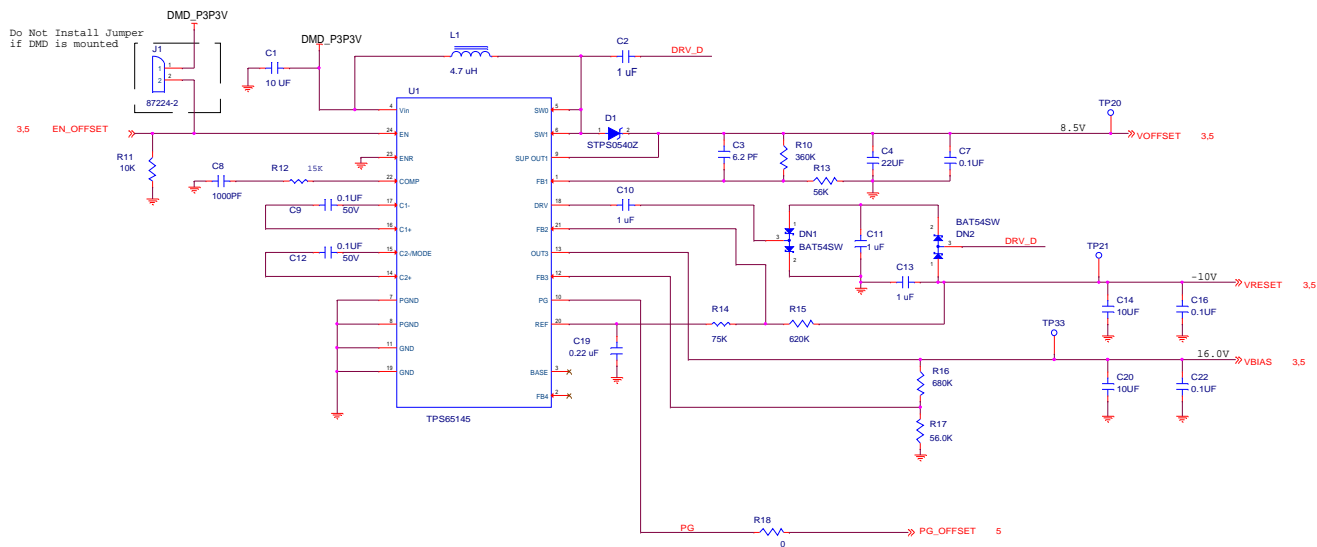
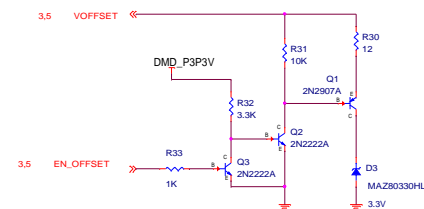
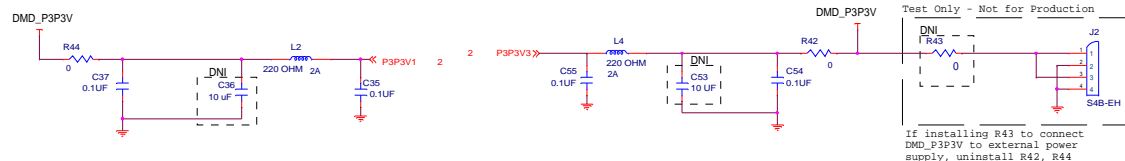
		OWN	ORIG. QUANTITY	DATE	6/17/2023	TEXAS INSTRUMENTS © COPYRIGHT 2003 TEXAS INSTRUMENTS ALL RIGHTS RESERVED	
		ENGR				TITLE	
		BY				DLP670RE DMD Board	
		REV				D	
2511981		0314SS	QA				REV C
NEXT ASSY		USED ON					SCALE
APPLICATION		SW					SHEET 1 of 7

Note: Only install one 1K Ohm pull-up resistor on DAD_0E2. If DAD_0E2 pull-up is installed on Main board side, do not install B29.



470 Ohm resistors R1, R2, R3, R4, R6, and R9 protect the system when/if wrong DMD is installed on-board.





DMD POWER SUPPLY

TEXAS INSTRUMENTS	DRAWING NO.	DATE	REV.
	DLP102	01/11/2023	C

SHEET 3 OF 7



A: Initial Release

B: Added DAD_OEZ Delay Circuit
R29 changed from 10K Ohm to 1K Ohm
Added C111 2700pF

C: Upated P1 to J500 (FMC Connector)

TEXAS INSTRUMENTS

DWN Oscar Guevara DATE 6/17/2022
ISSUE DATE

B

DRAWING NO
DLP102

REV
C

SCALE

SHEET 6 OF 7

IMPORTANT NOTICE AND DISCLAIMER

TI PROVIDES TECHNICAL AND RELIABILITY DATA (INCLUDING DATASHEETS), DESIGN RESOURCES (INCLUDING REFERENCE DESIGNS), APPLICATION OR OTHER DESIGN ADVICE, WEB TOOLS, SAFETY INFORMATION, AND OTHER RESOURCES "AS IS" AND WITH ALL FAULTS, AND DISCLAIMS ALL WARRANTIES, EXPRESS AND IMPLIED, INCLUDING WITHOUT LIMITATION ANY IMPLIED WARRANTIES OF MERCHANTABILITY, FITNESS FOR A PARTICULAR PURPOSE OR NON-INFRINGEMENT OF THIRD PARTY INTELLECTUAL PROPERTY RIGHTS.

These resources are intended for skilled developers designing with TI products. You are solely responsible for (1) selecting the appropriate TI products for your application, (2) designing, validating and testing your application, and (3) ensuring your application meets applicable standards, and any other safety, security, or other requirements. These resources are subject to change without notice. TI grants you permission to use these resources only for development of an application that uses the TI products described in the resource. Other reproduction and display of these resources is prohibited. No license is granted to any other TI intellectual property right or to any third party intellectual property right. TI disclaims responsibility for, and you will fully indemnify TI and its representatives against, any claims, damages, costs, losses, and liabilities arising out of your use of these resources.

TI's products are provided subject to TI's Terms of Sale (www.ti.com/legal/termsofsale.html) or other applicable terms available either on ti.com or provided in conjunction with such TI products. TI's provision of these resources does not expand or otherwise alter TI's applicable warranties or warranty disclaimers for TI products.

Mailing Address: Texas Instruments, Post Office Box 655303, Dallas, Texas 75265
Copyright © 2023, Texas Instruments Incorporated

TEXAS INSTRUMENTS	DWN	DATE	C	DRAWING NO	REV
	Oscar Guevara	03/01/2023			
	ISSUE DATE			SCALE	SHEET 7 OF 7