

Portable Speaker Amplifier Overview

Class AB & D Solutions

Audio Portfolio

Texas Instruments' complete line of audio products feature over 2000 devices within our DAC, ADC, CODEC, AMP, Line driver, Interface, USB Audio, and other product families.

ADC		AMP		CODEC		DAC		Smart AMP	
HW / SW Controlled		Stereo/Mono Class AB & D w/Boost		Power and Performance Optimized		Current Output, Voltage Output, 2VRMS Output, Delta Sigma Integrated Amplifiers		Low and Mid Power Amplifiers with Smart Speaker Protection	
1.8-3.3-5V Power		Analog Input		Integrated Amplifiers		DSP integration		Integrated IV Sense, Excursion and Temp sensing options	
Audio PLL		Low Power options w/ PurePath™		Integrated DSP					
Energy Sense									
#ADC	1-4	Inputs	1-6	#ADC/DAC	0-6 / 1-8	#DAC	1-8	Output	7.5 – 50W
SNR	92-123dB	Output Power	0.35-400W	ADC/DAC SNR	72-112dB	SNR	92-127dB	PSRR	75 dB
PWR	17-600mW			PWR	6.7mw +	THD (%)	0.0004-0.04	Inputs	Analog/Dig.
Packages: 5.3 - 144mm ²		Packages: 2 - 517mm ²		Packages: 7.8 - 170mm ²		Packages: 6.4 - 144mm ²		Packages: 7.5 - 76mm ²	
1K: \$0.80 - \$8.55		1K: \$0.26 - \$10.75		1K: \$1.23 - \$19.25		1K: \$0.89 - \$11.18		1K: \$1.39 - \$3.75	

Portable Speaker Amplifier Features

- **Class AB & D amplifier solutions**
- **Output power from 1.45 – 3.24W**
- **Boosted Amplifiers**
 - Class D and G Boosts
- **Flexible inputs/outputs**
 - Differential and SE options
- **Ultra-low shutdown power modes**
- **Numerous Integrated features**
 - AGC/DRC, Filter-free outputs, I2C Programmability, Low-pass filters, Volume & Gain Control
- **Multiple packaging options**
 - As small as 1.2mm²
 - wCSP, BGA, QFP, TSSOP

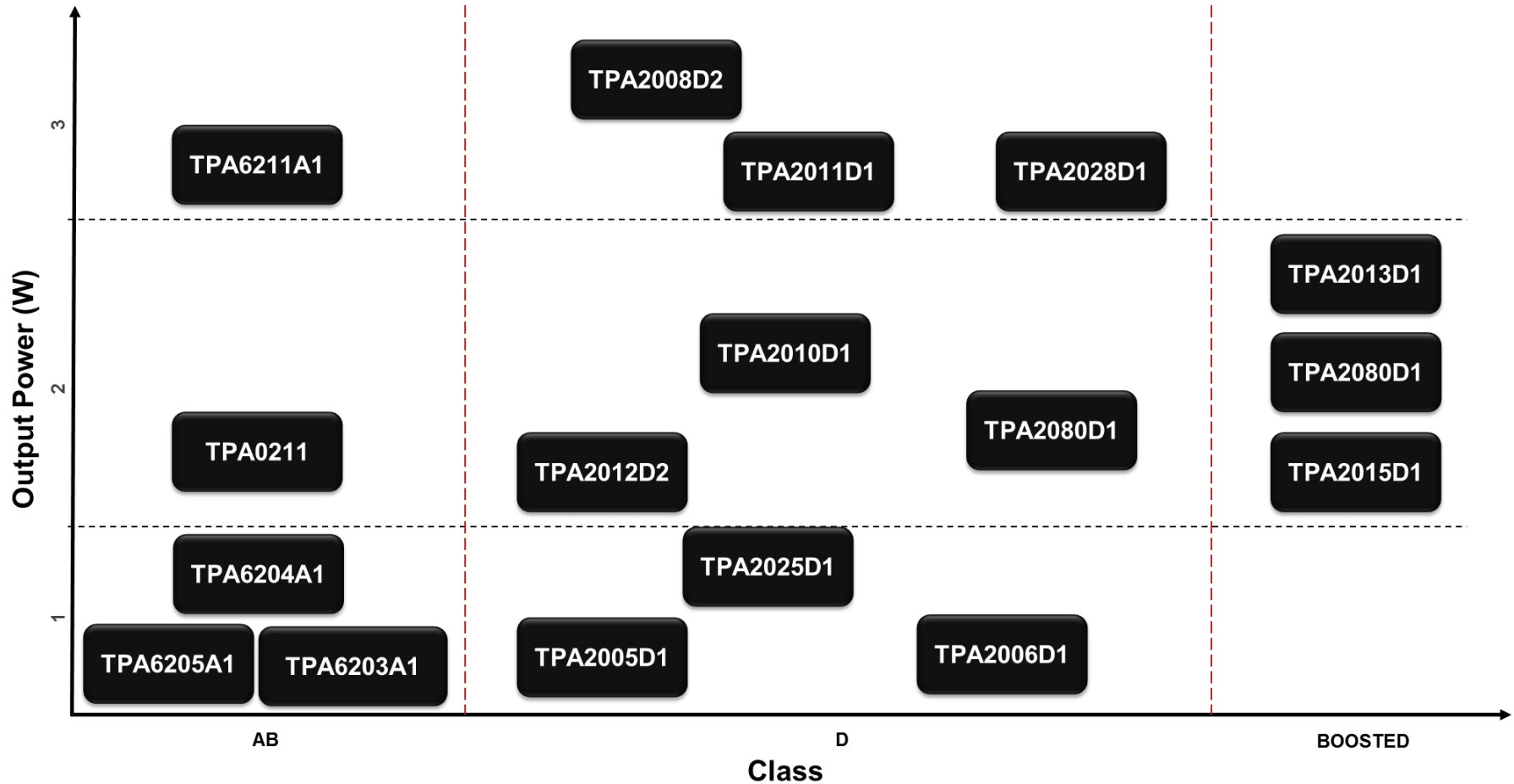


Portable Speaker Audio Amplifiers

EXISTING






NEW

ROADMAP



Additional Low-power Amplifier solutions are available.
These are our most popular!

Portable Speaker Mono Class-D Amplifiers

	Output Power (W)	PSRR (dB)	Gain (dB)	Shutdown Current (uA)	Special Features	Package (mm)
TPA2028D1 	3	80	-28 to 30	0.2	AGC/DRC	wCSP: 9-ball 1.7x1.7mm 0.5mm pitch
TPA2011D1 	3.24	86	Resistor Selectable	0.1	4ms Start-up	wCSP: 9-ball 1.2x1.2mm 0.4mm pitch
TPA2010D1 	2.5	75	Resistor Selectable	0.5	1ms Start-up	wCSP: 9-ball 1.5x1.5mm 0.5mm pitch
TPA2006D1 	1.45	75	Resistor Selectable	0.5	1.8V Shutdown	QFN: 8-pin 3x3mm 0.65mm pitch
TPA2005D1 	1.45	75	Resistor Selectable	0.5	9ms Start-up	BGA: 15-ball 2.6x2.6mm 0.5mm pitch

■ Other packages available

TPA2028D1

3.0 Mono Class-D Audio Amplifier with SmartGain™

Features

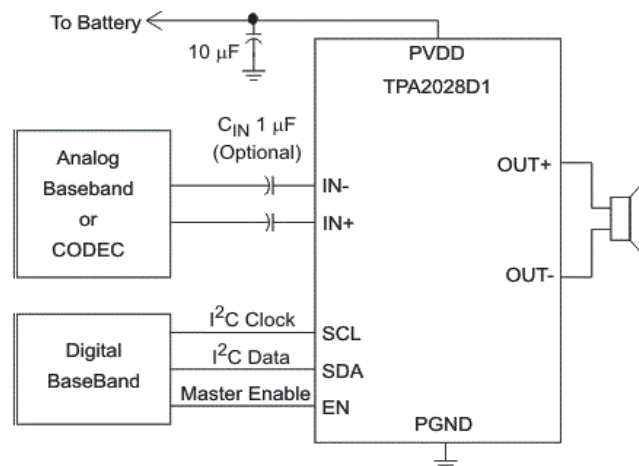
- Filter-Free Class-D Architecture
- 3.0 W into 4Ω at 5.0 V (10% THD)
0.88 W into 8 Ω at 3.6V (10%THD)
- 2.5 V to 5.5 V supply voltage
- Built-in SmartGain™ DRC/AGC function
 - AGC with Limiter Function
 - Programmable AGC/DRC parameters
 - Fast gain-ramp AGC which is ~360x faster
- Digital I2C Control
- High PSRR: 80 dB
- YZF: 9-pin, 1.63 x 1.63mm 0.5mm pitch wCSP

Benefits

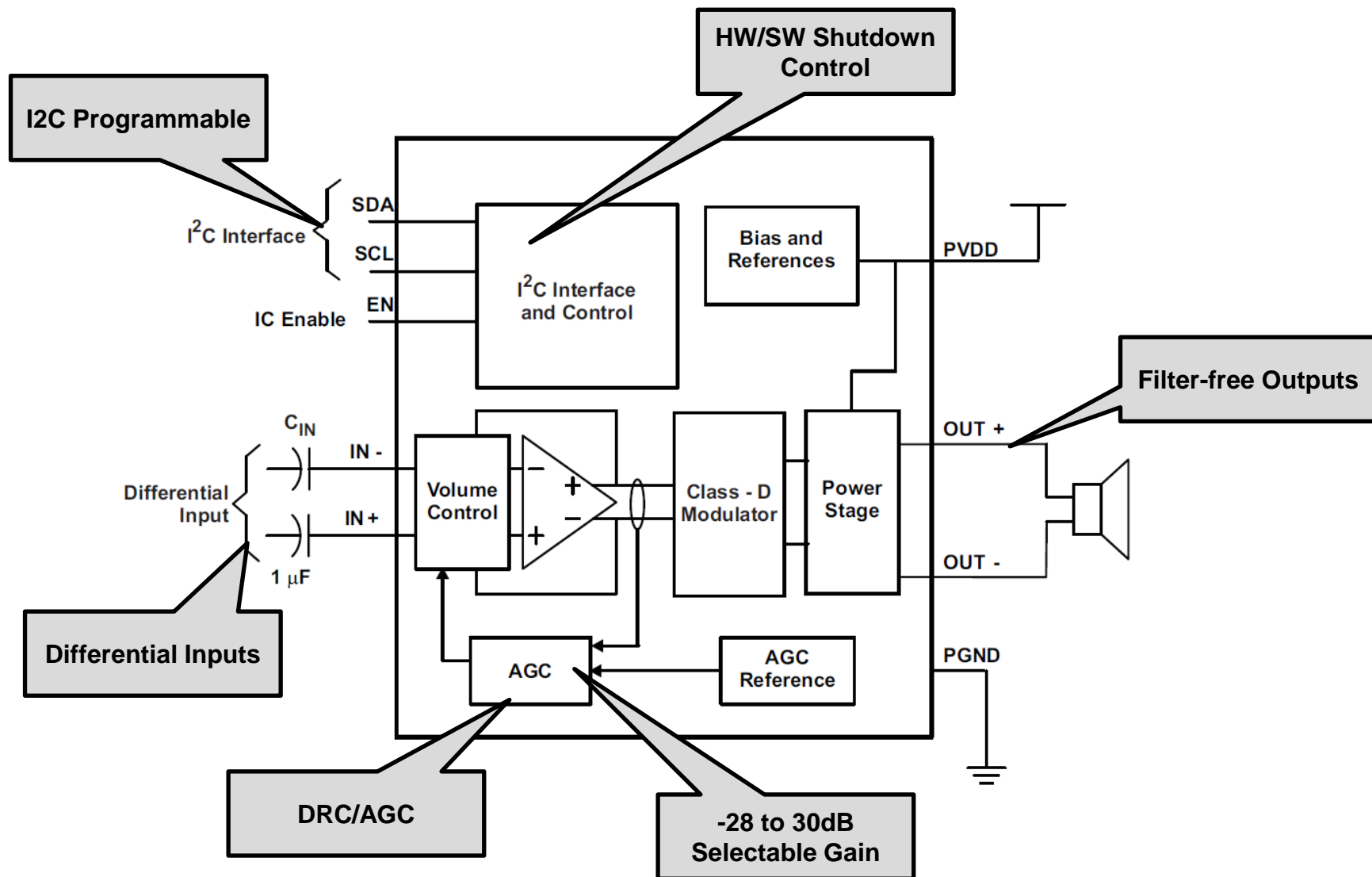
- 2x Longer battery life compared to Class-AB
- 43% louder audio than the competition
 - Drives both 4Ω and 8Ω speakers
- Direct-connect to most batteries
- Provides 43% average louder average volume without distortion
- Protects speakers from peak power damage
- Flexibility to fine-tune AGC/DRC using just 7 registers
- Customizable controls/programmability for easy interface
- Completely eliminates audible buzz at the output
- 10% smaller solution size compared to the competition

Applications

Notebook PC
Portable Navigation Devices
Wireless handsets
USB Speakers



TPA2028D1 Block Diagram



TPA2011D1, TPA2010D1, TPA2006D1, TPA2005D1

Mono Class-D Audio Amplifiers

Features

- 1.45-3.24V Output power
- 1-9ms Start-up
- Resistor selectable gain
- Fully differential inputs
- Input Capacitor free
- 1.5-2.8mA Quiescent Current
- 0.1-0.5uA Shutdown current

Benefits

- Wide range of loudness
- Fast startup gets to audio sooner
- Easy to set gain to preference level
- Excellent system noise rejection
- Lower cost / Smaller PCB
- Perfect for low power applications

Applications

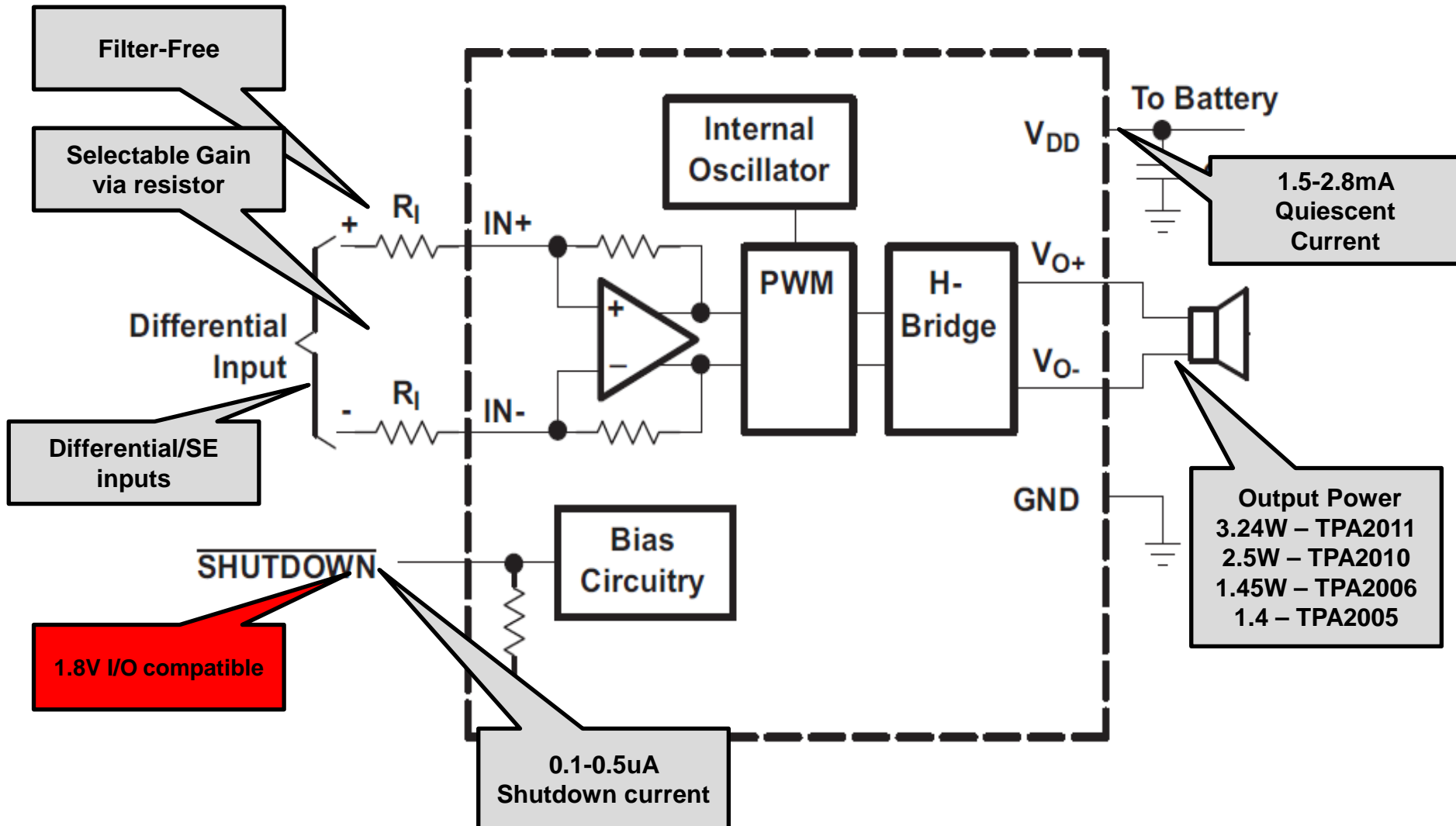
- Wireless handsets
- Personal Navigation Devices
- Portable Audio

Package Options




Device	Package Designator	Type	Pins/Balls	Size	Pitch
TPA2011D1	YFF	wCSP	9-ball	1.2x1.2mm	0.4mm
TPA2010D1	YZF YEF	wCSP	9-ball	1.5x1.5mm	0.5mm
TPA2006D1	DRB	QFN	8-pin	3x3mm	0.65mm
TPA2005D1	DRB	QFN	8-pin	3x3mm	0.65mm
	ZQY	u*BGA	15-ball	2.5x2.5mm	0.5mm
	DGN	PowerPAD	8-pin	3x5mm	0.65mm

TPA2011D1, TPA2010D1, TPA2006D1, TPA2005D1 Block Diagram

TPA2006D1 Only



Portable Speaker Stereo Class-D Amplifiers

	Output Power (W)	PSRR (dB)	Gain (dB)	Supply Power (V)	Shutdown Current (uA)	Package
TPA2012D2 	2.1	71	6,12,18,24	2.5-5.5	1.5	 wCSP: 9-ball 2x2mm
TPA2008D2 	3	70	DC Volume Control	4.5-5.5	1.0	PowerPAD 24-pin 7x6mm 0.65mm pitch

 Other packages available

TPA2012D2

2.1W Stereo Class-D Amplifier

Features

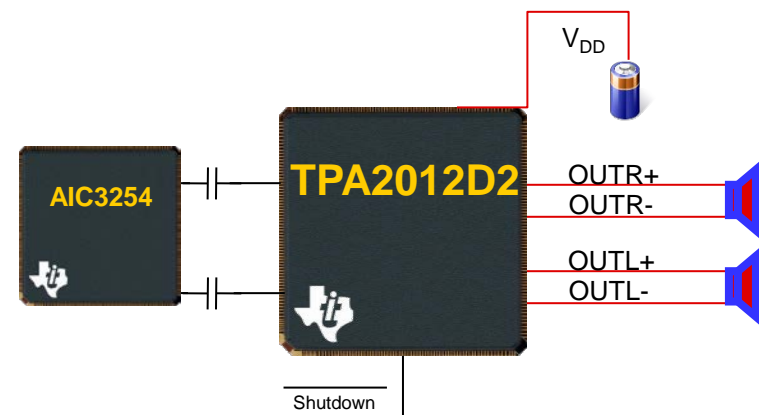
- 2.1W/Ch into 4Ω at 5V
- Only two external components required
- Independent shutdown for each channel
- Selectable Gain via G0 / G1 pins
- 2.5-5.5V supply
- YZH: 16-ball, 2 x 2mm, 0.5mm pitch wCSP
- RTJ: 20-pin, 4 x 4mm, 0.5mm pitch QFN

Benefits

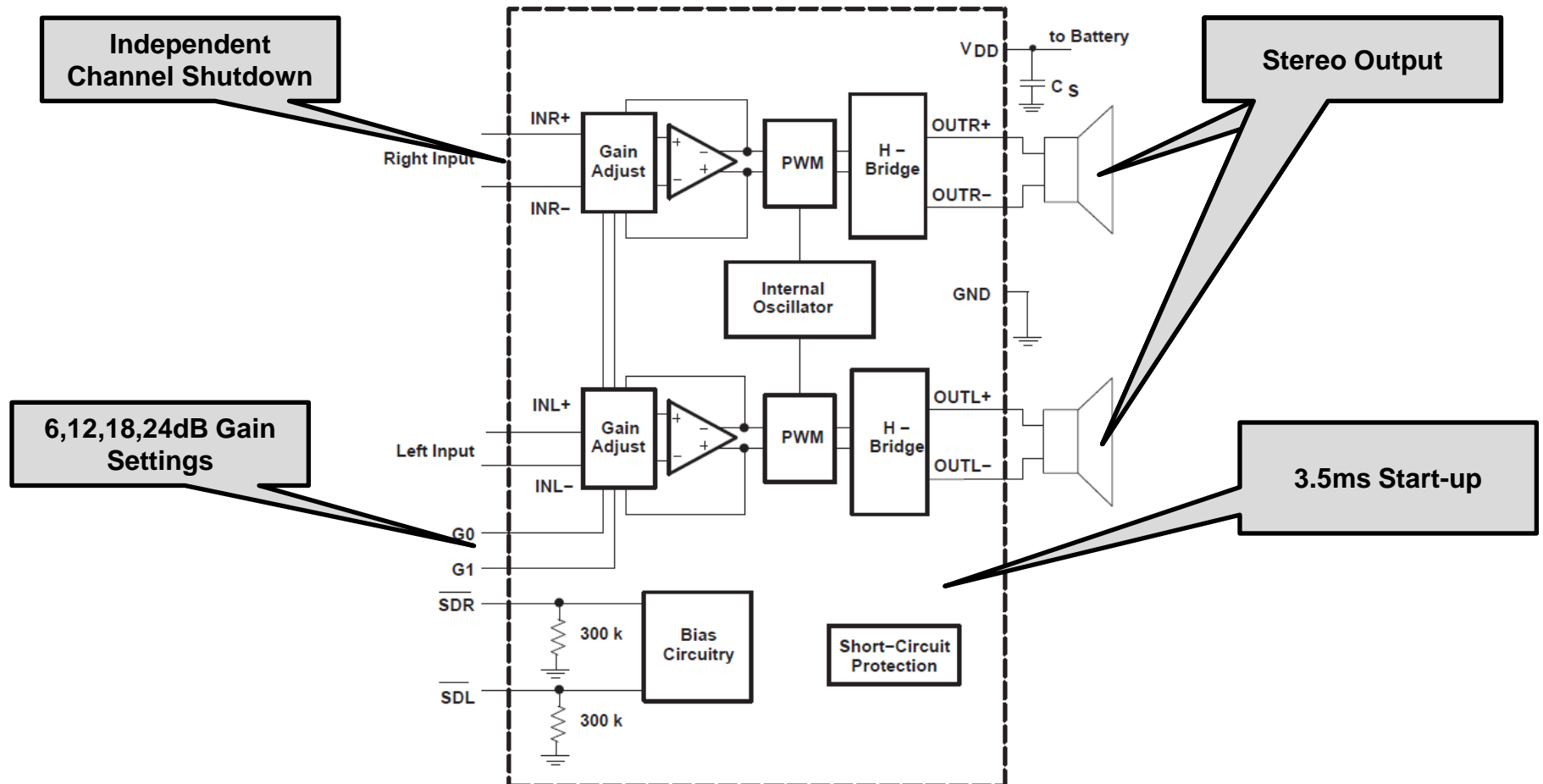
- High Audio Quality
- Filter Free design
- Selective power down features
- 6,12,18,24 dB for optimal gain settings
- Wide range of supply to fit multiple applications
- Small, board-space saving packages

Applications

Notebook PC
Portable Radio
Educational Toys
USB Speakers



TPA2012D2 Block Diagram



TPA2008D2

3W Stereo Class-D Amplifier w/ DC Volume Control

Features

- 3W/Ch into 3Ω at 5V
- Filter-free Output
- DC Volume Control w/ 2-dB steps
- Shutdown control limits current to 1uA
- Low-Supply Voltage Detection
- PWP: 24-pin, 7 x 6mm, 0.65mm pitch PowerPAD

Benefits

- High Audio Quality
- No Output Filter saves up to 30%
- -38 to 20dB volume control
- Perfect for line or battery applications
- Auto shutdown to conserve power for critical applications

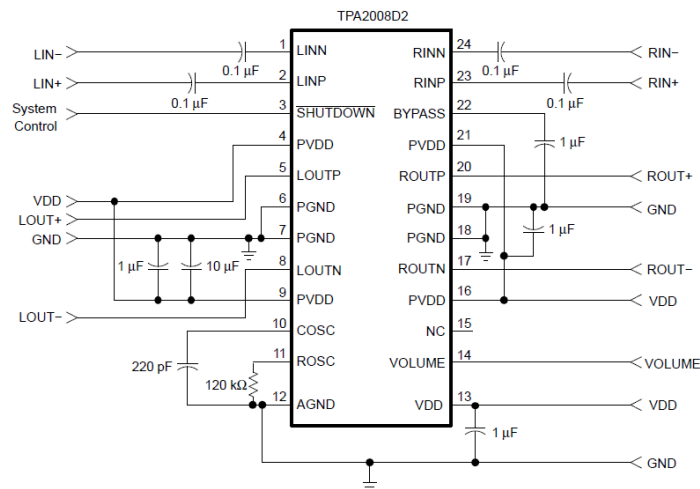
Applications

Projectors

Monitors

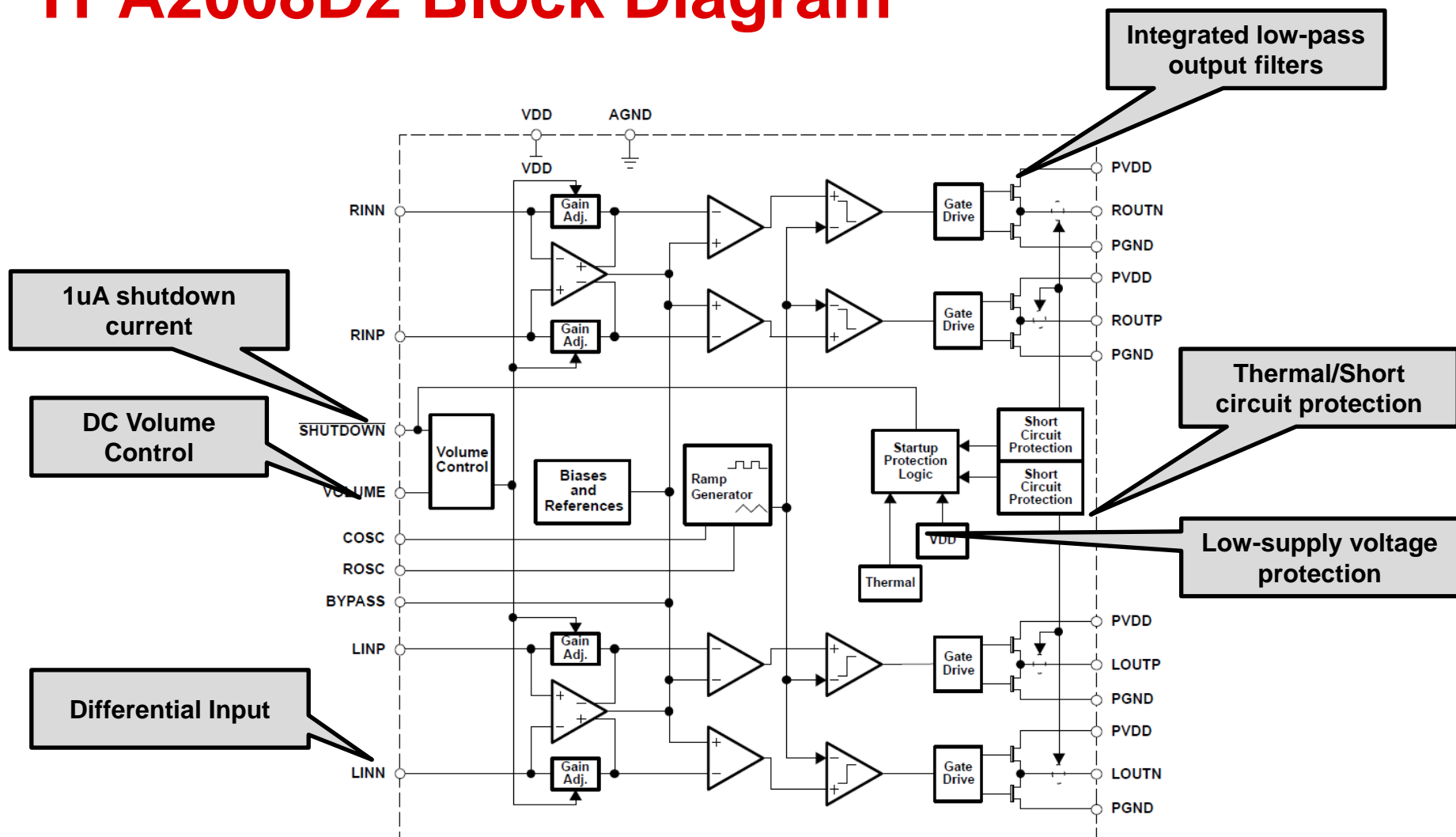
Powered Speakers

Battery Operated or Space-constrained electronics








TEXAS INSTRUMENTS

TPA2008D2 Block Diagram



Portable Speaker Boosted Class-D Amplifiers

	Boost	Output Power (W)	PSRR (dB)	Gain (dB)	Special Features	Package
TPA2080D1 	Class G (5.75 V)	2.2	62.5	20	AGC	wCSP: 12-ball 1.5x2mm 0.5mm pitch
TPA2025D1 		1.9	90	20	AGC	wCSP: 12-ball 1.5x2mm 0.5mm pitch
TPA2015D1 	Class D (5.5V)	2	85	6, 15.5, 20	AGC	wCSP: 16-ball 2x2mm 0.5mm pitch
TPA2013D1 		2.7	95			 CSP: 16-ball 2x2mm 0.5mm pitch

Pin Compatible

■ Other packages available

TPA2080D1 / TPA2025D1

Stereo Class-D Amplifiers w/ Class-G Boost

Features

- Built-in Automatic Gain Control (AGC)
- Integrated 5.75V Boost Converter (Class-G)
- Up to 90 dB PSRR (TPA2080D1: 62.5dB)
- Integrated Input Low Pass Filter
- YZG: 12-pin, 2 x 1.5 mm, 0.5 mm pitch wCSP

Benefits

- Prevents speaker damage and reduces distortion
- Generates high output power from low VBAT
- Rejects power supply noise avoiding “buzz” on amplifier outputs
- Rejects out-of-band noise from Codec/DAC by 30 dB
- Very small footprint

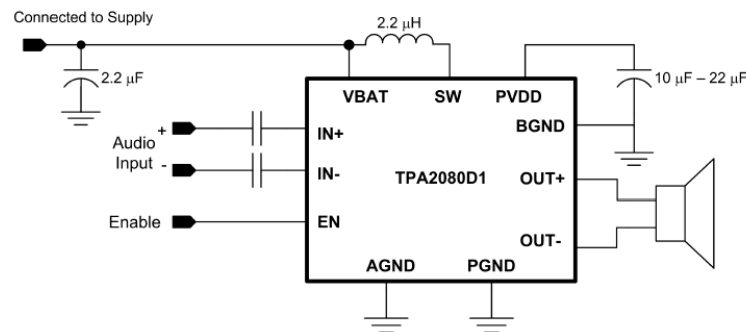
Applications

Projectors

Monitors

Powered Speakers

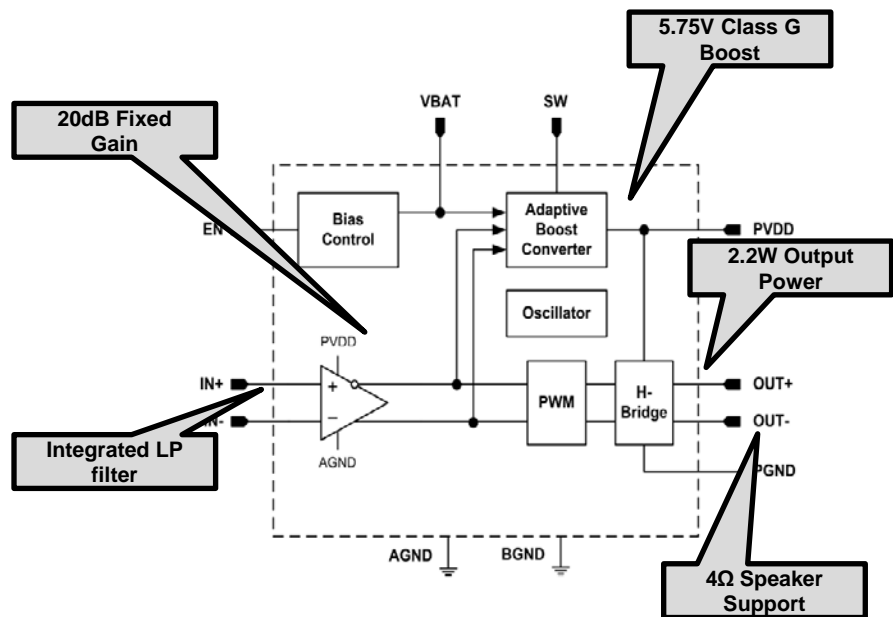
Battery Operated or Space-constrained electronics



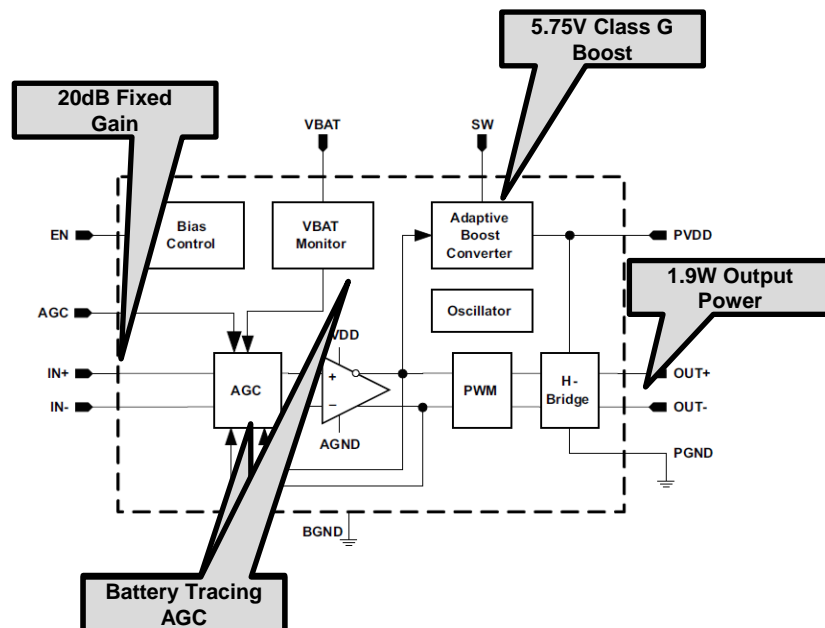
TEXAS INSTRUMENTS

TPA2080D1 / TPA2025D1 Block Diagrams

TPA2080D1



TPA2025D1



TPA2015D1 / TPA2013D1

Stereo Class-D Amplifiers w/ Class-D Boost

Features

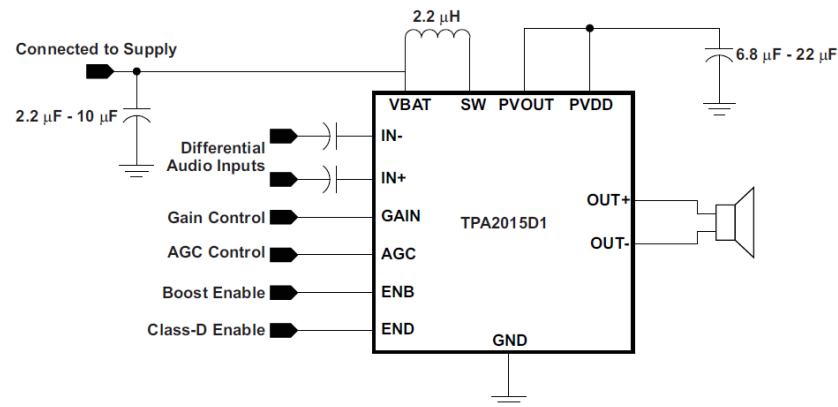
- 2.0 W into 8Ω at 3.6 V (6% THD)
- 8 and 4Ω (TPA2013D1 only) Speaker Support
- Battery tracking SpeakerGuard and AGC (TPA2015D1 Only)
- Fixed Gain settings (6, 15, 20dB)
- Supply voltage
 - TPA2015D1: 2.3V to 5.2V
 - TPA2013D1: 1.8V to 5.5V
- Up to 95 PSRR
- YZH: 16-ball, 2 x 2mm, 0.5 mm pitch wCSP
- RGP: 20-ball, 4 x 4mm, 0.5mm pitch QFN (TPA2013D1 Only)

Benefits

- 36% Louder audio than the leading competition
- Connect to popular speakers
- Prevents early shutdown at low battery voltages(<3v) and protects speakers by preventing clipping
- Direct connection to Li-Ion/future battery technologies
- Eliminates noise
- Smaller package size than the competition

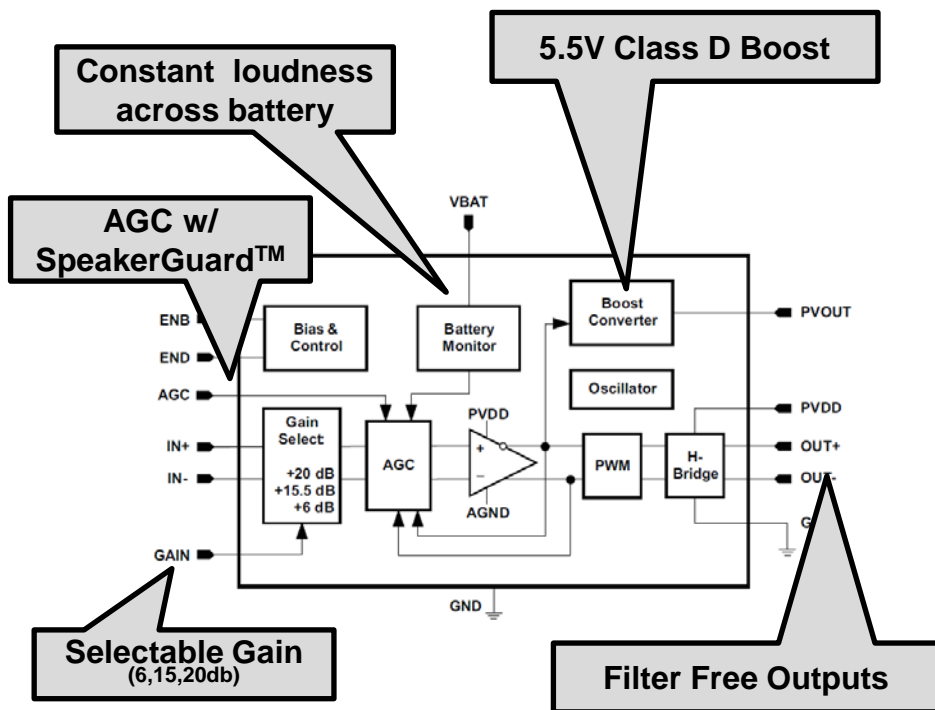
Applications

Smartphone
Personal Navigation Devices
Notebook PCs
Docking Stations

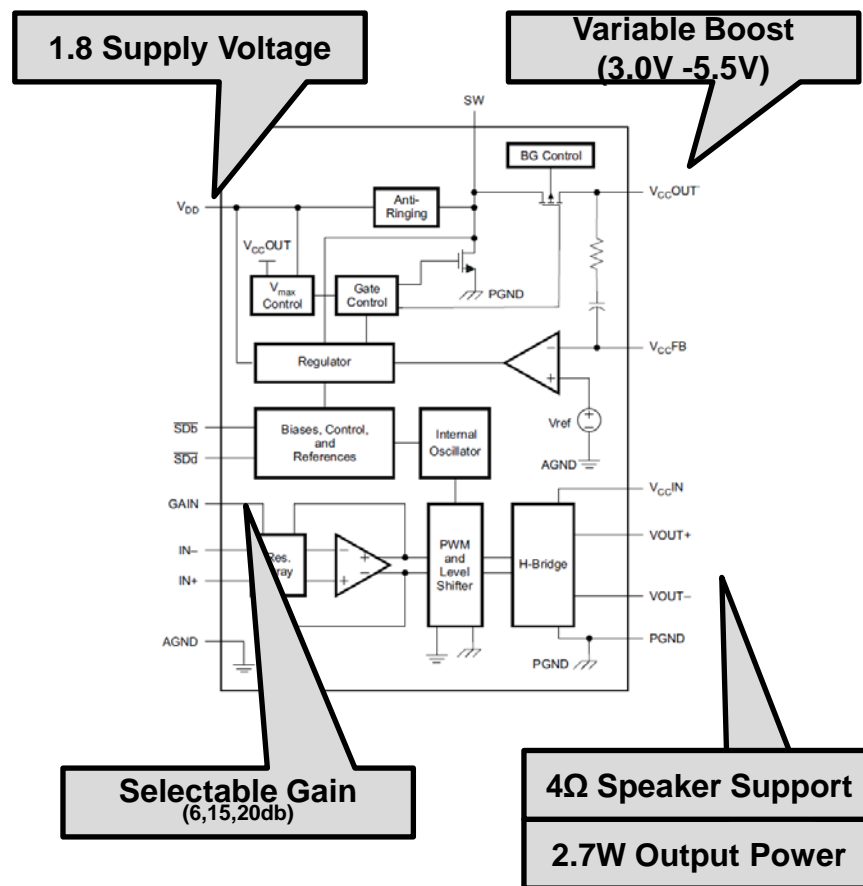


TPA2015D1 / TPA2013D1 Block Diagrams






TPA2015D1



TPA2013D1



Portable Speaker Class-AB Amplifiers

	Output Power (W)	PSRR (dB)	Supply Current (mA)	Impedance Minimum (Ω)	Shutdown Current (μ A)	Package	Pin Compatible
TPA6211A1 	3.1	85	4	3	.01	QFN: 8-pin 3 x 3mm 0.65mm pitch	
TPA0211 	2	58	4	4	1	PowerPad: 8-pin 3 x 5mm 0.65mm pitch	
TPA6205A1 	1.25	90	1.7	8	.01	QFN: 8-pin 3 x 3mm 0.65mm pitch	
TPA6204A1 	1.7	85	4	8	.01	QFN: 8-pin 3 x 3mm 0.65mm pitch	
TPA6203A1 	1.25	90	1.7	8	.01	BGA: 8-ball 2 x 2mm 0.5mm pitch	

TPA0211 / TPA6204A1

Mono Class-AB Amplifiers

Features

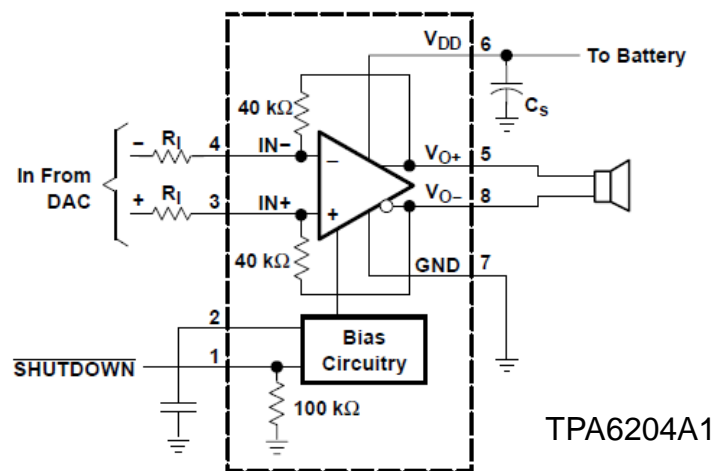
- 2.0W (TPA0211) and 1.7W (TPA6204A1) Output Power
- 2.5-5.5V Supply voltage
- Low supply current : 4mA at 5V
- Low Shutdown current: <1uA
- Resistor variable Gain
- 8 and 4Ω (TPA0211 only) Speaker Support
- Up to 85 PSRR
- DGN: 8-pin, 3 x 5mm, 0.65mm pitch PowerPAD (TPA0211)
- DRB: 8-pin, 3 x 3mm, 0.65mm pitch QFN (TPA6204A1)

Benefits

- Louder audio than the leading competition
- Direct connection to Li-Ion/future battery technologies
- Low power consumption for battery-powered applications
- Flexible gain for your project
- Connect to popular speakers
- Eliminates noise

Applications

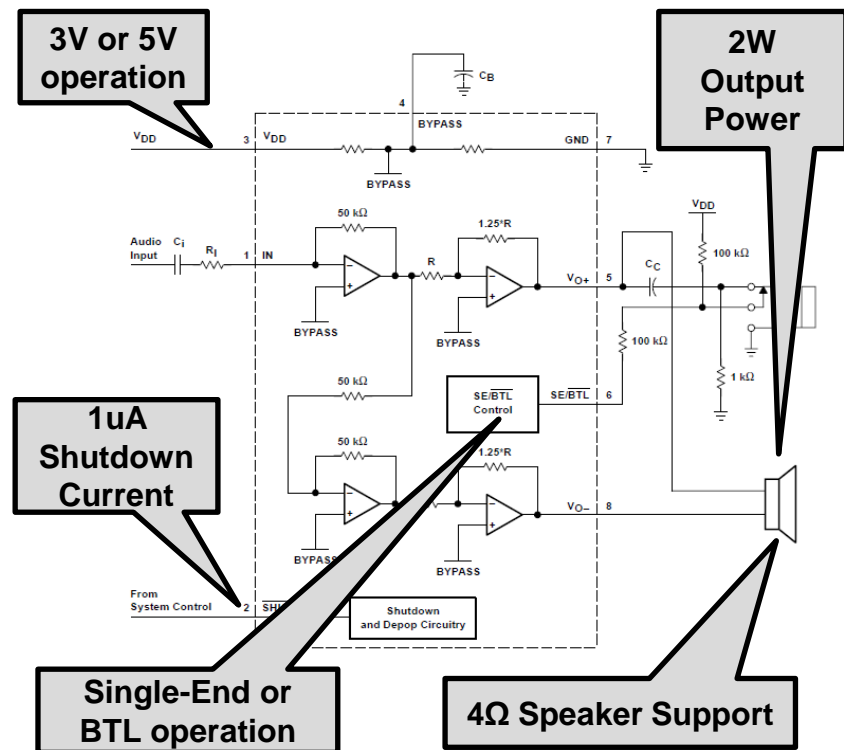
Smartphone
Notebook PCs
Docking Stations



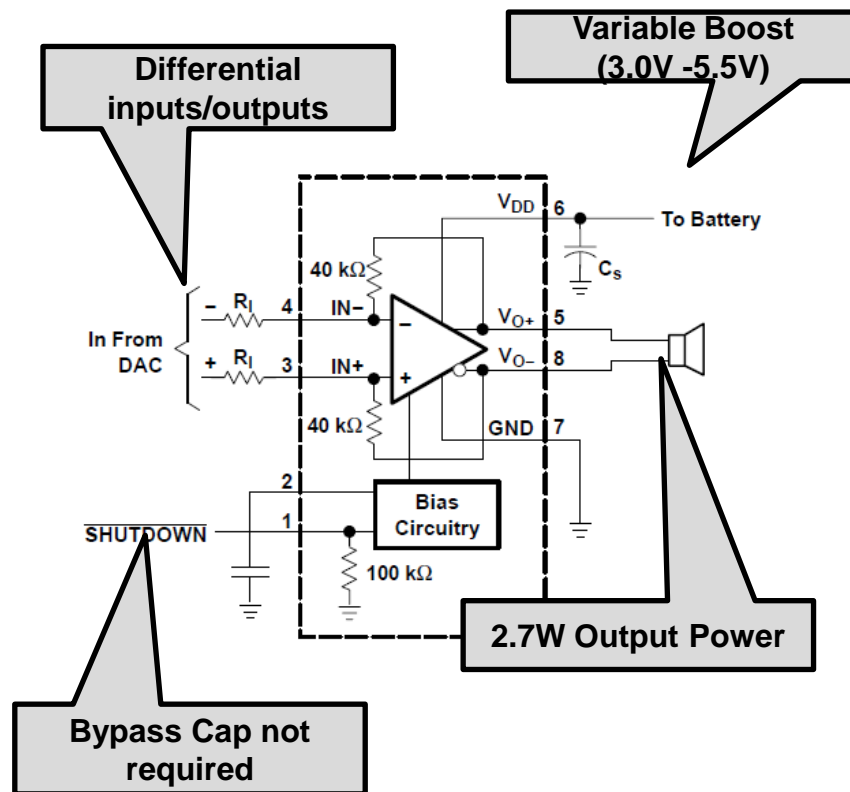
TEXAS INSTRUMENTS

TPA0211 / TPA6204 Block Diagrams

TPA0211



TPA6204A1



R-E-D TODAY!

Research



www.ti.com/audio - Learn about all our audio products

Parametric Search - Intuitive comparison tool

Audio Selection Tool - Let us help narrow your options

Technical Documents - Datasheets, package info, etc

Evaluate



EVM & Development Kits - **Low cost, easy to use**

PurePath Software - **No Hassle, free software**

Training videos - **24/7, anytime, anywhere**

End Equipment Block Diagrams - **TI Companion devices**

Design



Audio Reference Designs -schematics, gerbers, etc.

Free Samples - Try before you buy (qty limits)

Models & Tools - IBIS, symbols, calculators and more

E2E Forum - Get support from TI experts & community

IMPORTANT NOTICE

Texas Instruments Incorporated and its subsidiaries (TI) reserve the right to make corrections, enhancements, improvements and other changes to its semiconductor products and services per JESD46, latest issue, and to discontinue any product or service per JESD48, latest issue. Buyers should obtain the latest relevant information before placing orders and should verify that such information is current and complete. All semiconductor products (also referred to herein as "components") are sold subject to TI's terms and conditions of sale supplied at the time of order acknowledgment.

TI warrants performance of its components to the specifications applicable at the time of sale, in accordance with the warranty in TI's terms and conditions of sale of semiconductor products. Testing and other quality control techniques are used to the extent TI deems necessary to support this warranty. Except where mandated by applicable law, testing of all parameters of each component is not necessarily performed.

TI assumes no liability for applications assistance or the design of Buyers' products. Buyers are responsible for their products and applications using TI components. To minimize the risks associated with Buyers' products and applications, Buyers should provide adequate design and operating safeguards.

TI does not warrant or represent that any license, either express or implied, is granted under any patent right, copyright, mask work right, or other intellectual property right relating to any combination, machine, or process in which TI components or services are used. Information published by TI regarding third-party products or services does not constitute a license to use such products or services or a warranty or endorsement thereof. Use of such information may require a license from a third party under the patents or other intellectual property of the third party, or a license from TI under the patents or other intellectual property of TI.

Reproduction of significant portions of TI information in TI data books or data sheets is permissible only if reproduction is without alteration and is accompanied by all associated warranties, conditions, limitations, and notices. TI is not responsible or liable for such altered documentation. Information of third parties may be subject to additional restrictions.

Resale of TI components or services with statements different from or beyond the parameters stated by TI for that component or service voids all express and any implied warranties for the associated TI component or service and is an unfair and deceptive business practice. TI is not responsible or liable for any such statements.

Buyer acknowledges and agrees that it is solely responsible for compliance with all legal, regulatory and safety-related requirements concerning its products, and any use of TI components in its applications, notwithstanding any applications-related information or support that may be provided by TI. Buyer represents and agrees that it has all the necessary expertise to create and implement safeguards which anticipate dangerous consequences of failures, monitor failures and their consequences, lessen the likelihood of failures that might cause harm and take appropriate remedial actions. Buyer will fully indemnify TI and its representatives against any damages arising out of the use of any TI components in safety-critical applications.

In some cases, TI components may be promoted specifically to facilitate safety-related applications. With such components, TI's goal is to help enable customers to design and create their own end-product solutions that meet applicable functional safety standards and requirements. Nonetheless, such components are subject to these terms.

No TI components are authorized for use in FDA Class III (or similar life-critical medical equipment) unless authorized officers of the parties have executed a special agreement specifically governing such use.

Only those TI components which TI has specifically designated as military grade or "enhanced plastic" are designed and intended for use in military/aerospace applications or environments. Buyer acknowledges and agrees that any military or aerospace use of TI components which have **not** been so designated is solely at the Buyer's risk, and that Buyer is solely responsible for compliance with all legal and regulatory requirements in connection with such use.

TI has specifically designated certain components as meeting ISO/TS16949 requirements, mainly for automotive use. In any case of use of non-designated products, TI will not be responsible for any failure to meet ISO/TS16949.

Products

Audio	www.ti.com/audio
Amplifiers	amplifier.ti.com
Data Converters	dataconverter.ti.com
DLP® Products	www.dlp.com
DSP	dsp.ti.com
Clocks and Timers	www.ti.com/clocks
Interface	interface.ti.com
Logic	logic.ti.com
Power Mgmt	power.ti.com
Microcontrollers	microcontroller.ti.com
RFID	www.ti-rfid.com
OMAP Applications Processors	www.ti.com/omap
Wireless Connectivity	www.ti.com/wirelessconnectivity

Applications

Automotive and Transportation	www.ti.com/automotive
Communications and Telecom	www.ti.com/communications
Computers and Peripherals	www.ti.com/computers
Consumer Electronics	www.ti.com/consumer-apps
Energy and Lighting	www.ti.com/energy
Industrial	www.ti.com/industrial
Medical	www.ti.com/medical
Security	www.ti.com/security
Space, Avionics and Defense	www.ti.com/space-avionics-defense
Video and Imaging	www.ti.com/video

TI E2E Community

e2e.ti.com