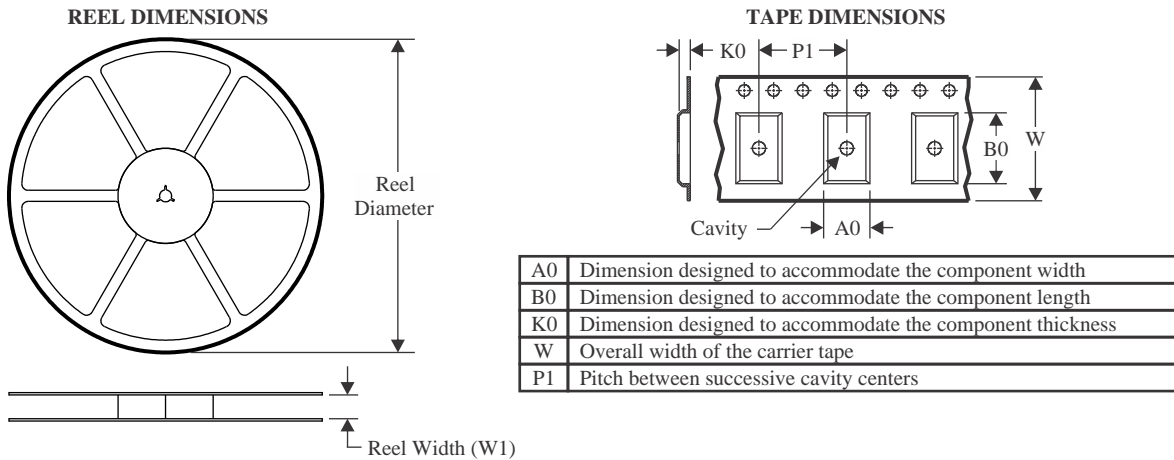
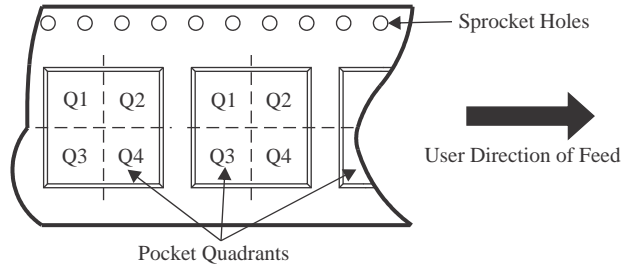


TAPE AND REEL INFORMATION

QUADRANT ASSIGNMENTS FOR PIN 1 ORIENTATION IN TAPE


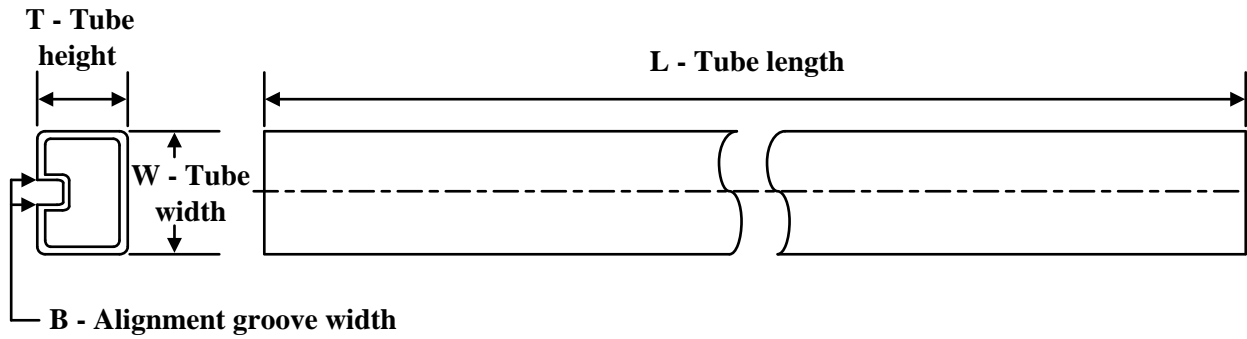
*All dimensions are nominal

Device	Package Type	Package Drawing	Pins	SPQ	Reel Diameter (mm)	Reel Width W1 (mm)	A0 (mm)	B0 (mm)	K0 (mm)	P1 (mm)	W (mm)	Pin1 Quadrant
SN74AHCT125BQAR	WQFN	BQA	14	3000	180.0	12.4	2.8	3.3	1.1	4.0	12.0	Q1
SN74AHCT125DBR	SSOP	DB	14	2000	330.0	16.4	8.35	6.6	2.4	12.0	16.0	Q1
SN74AHCT125DGVR	TVSOP	DGV	14	2000	330.0	12.4	6.8	4.0	1.6	8.0	12.0	Q1
SN74AHCT125DR	SOIC	D	14	2500	330.0	12.4	3.75	3.75	1.15	8.0	12.0	Q1
SN74AHCT125DR	SOIC	D	14	2500	330.0	16.4	6.5	9.0	2.1	8.0	16.0	Q1
SN74AHCT125DR	SOIC	D	14	2500	330.0	16.8	6.5	9.5	2.1	8.0	16.0	Q1
SN74AHCT125NSR	SO	NS	14	2000	330.0	16.4	8.2	10.5	2.5	12.0	16.0	Q1
SN74AHCT125PWR	TSSOP	PW	14	2000	330.0	12.4	6.9	5.6	1.6	8.0	12.0	Q1
SN74AHCT125PWRG4	TSSOP	PW	14	2000	330.0	12.4	6.9	5.6	1.6	8.0	12.0	Q1
SN74AHCT125PWRG4	TSSOP	PW	14	2000	330.0	12.4	6.9	5.6	1.6	8.0	12.0	Q1
SN74AHCT125RGR	VQFN	RGY	14	3000	330.0	12.4	3.75	3.75	1.15	8.0	12.0	Q1

TAPE AND REEL BOX DIMENSIONS


*All dimensions are nominal

Device	Package Type	Package Drawing	Pins	SPQ	Length (mm)	Width (mm)	Height (mm)
SN74AHCT125BQAR	WQFN	BQA	14	3000	210.0	185.0	35.0
SN74AHCT125DBR	SSOP	DB	14	2000	356.0	356.0	35.0
SN74AHCT125DGVR	TVSOP	DGV	14	2000	356.0	356.0	35.0
SN74AHCT125DR	SOIC	D	14	2500	340.5	336.1	32.0
SN74AHCT125DR	SOIC	D	14	2500	333.2	345.9	28.6
SN74AHCT125DR	SOIC	D	14	2500	364.0	364.0	27.0
SN74AHCT125NSR	SO	NS	14	2000	356.0	356.0	35.0
SN74AHCT125PWR	TSSOP	PW	14	2000	356.0	356.0	35.0
SN74AHCT125PWRG4	TSSOP	PW	14	2000	356.0	356.0	35.0
SN74AHCT125PWRG4	TSSOP	PW	14	2000	353.0	353.0	32.0
SN74AHCT125RGYR	VQFN	RGY	14	3000	356.0	356.0	35.0

TUBE


*All dimensions are nominal

Device	Package Name	Package Type	Pins	SPQ	L (mm)	W (mm)	T (μm)	B (mm)
5962-9686901Q2A	FK	LCCC	20	55	506.98	12.06	2030	NA
SN74AHCT125N	N	PDIP	14	25	506	13.97	11230	4.32
SN74AHCT125N	N	PDIP	14	25	506	13.97	11230	4.32
SNJ54AHCT125FK	FK	LCCC	20	55	506.98	12.06	2030	NA