

# Applications Driving the Need for Single-Wire Memory Devices



## Introduction

Single-wire memory devices, as shown in [Figure 1](#), provide an affordable equipment upgrade with electronic features, including identification, tracking data, and the delivery of calibration data or manufacturing information. These devices offer memory reliability, robustness, and a simple one-contact interface all in a small package. This application brief provides an overview of the advantages of single-wire memory devices in cables, battery packs, tool and appliance attachments, and PCB and asset tracking applications.

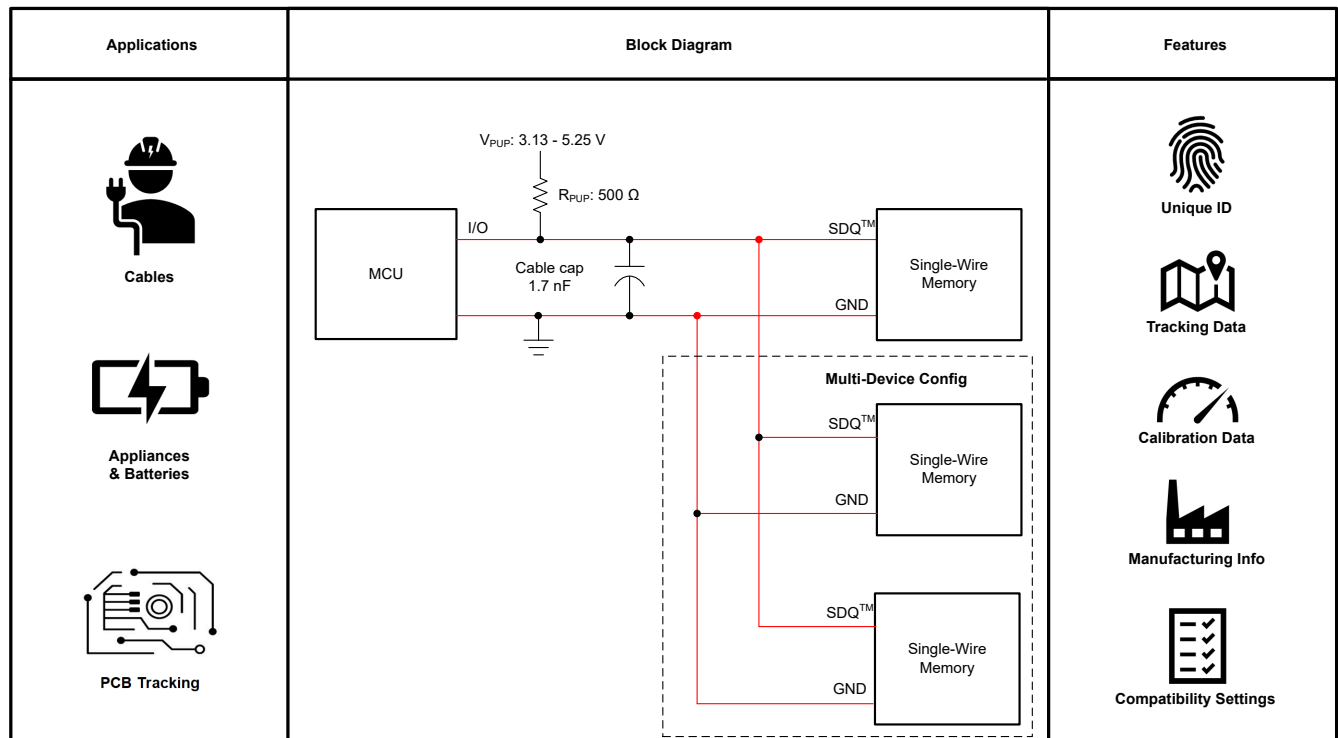
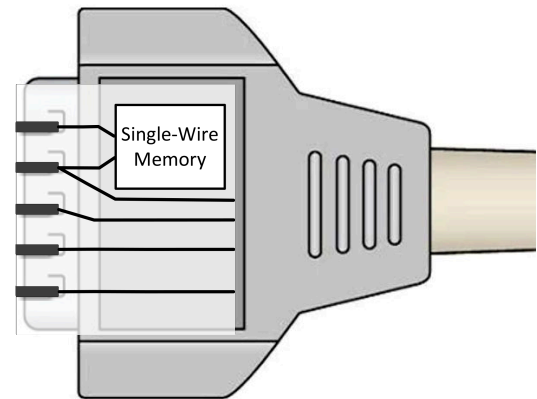


Figure 1. Single-Wire Memory Overview

## Cables

Single-wire memory devices store cable information such as function, source, and connectivity. Each device comes with a factory-programmed, unique, and unalterable 64-bit identification number (ID) that is used to verify cable authenticity and correctness (the identification number is customizable, contact TI for additional details). The device resets when unplugged or disconnected and signals the presence of the device when reconnected. When integrated into a cable network, such as in [Figure 2](#), these memory devices facilitate automatic cable recognition and configuration, eliminating the need for manual labeling or constant cable sorting. For example, in manufacturing and industrial processes, these devices help in fast and accurate setup and maintenance.

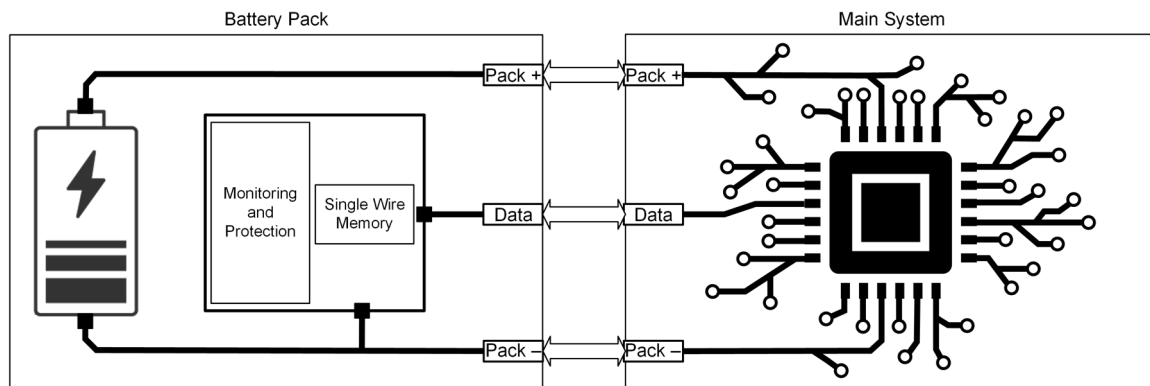
In addition, these devices can carry calibration and usage data for sensors and disposables. This data is useful for quality control and maintenance. For example, in medical equipment, these devices offer quick, accurate, and calibrated connections, and prevent overuse of disposable cables.



**Figure 2. Single-Wire Memory in Cables**

### Battery Packs

Single-wire memory devices, as shown in [Figure 3](#), offer smart and safe connections for battery packs. These memory devices store essential information about each battery cell, such as cell capacity, health, and charging history. This information facilitates excellent power distribution, battery life extension, and accident prevention. For example, a smart phone can use this information to regulate how the attached battery pack charges. This information allows the smart phone to charge faster and prevent battery damage or overloading. The smart phone can also verify if the battery pack is from a reliable manufacturer and reject any counterfeit or unsafe batteries.



**Figure 3. Single-Wire Memory Battery Pack Block Diagram**

### Tool and Appliance Attachments

Single-wire memory offers smart connections for various tool and appliance attachments by automatically adjusting the power levels, checking the compatibility, and authenticating the genuineness of each attachment. For example, these devices can be incorporated into different sized drill batteries and tool attachments. The devices also support appliance attachments, making them easy to plug and play by setting the power levels to match the needs of the appliance, check for compatibility, and identify the attachment as genuine and not counterfeit. For example, a vacuum cleaner with this technology can automatically adapt to different

attachments, such as an electric brush. This way, you can use various attachments without any hassle. This technology simplifies user interaction, reduces downtime, and enhances performance.

## PCB and Asset Tracking

Single-wire memory devices enhance PCB tracking and management in electronics by providing identification validation usage records and counterfeit protection. These features allow reliable PCB monitoring from production to maintenance. Single-wire memory devices encode data, such as, serial numbers, manufacturing dates, specifications, and the history on PCBs, offering easy and accurate identification throughout the life cycle. The device also has a unique ID that verifies the PCB authenticity and compatibility with the host system, preventing unauthorized or counterfeit PCBs. Moreover, these devices are reliable and ESD resistant, designed for long-term operation without data loss or corruption.

## Conclusion

Single-wire memory devices, as listed in [Table 1](#), are designed for cables, battery packs, tool and appliance attachments, and asset tracking applications. The devices can provide identification, tracking data, calibration data, and manufacturing information. These devices are a cost-effective way to enhance equipment with electronic features and improve performance, tracking, and safety. TI's single-wire memory devices offer FRAM technology, or ferroelectric random access memory technology. More details on single-wire FRAM technology and product offerings can be found [here](#).

**Table 1. TI Single-Wire FRAM Devices**

Single-Wire FRAM Device	Memory Size
<a href="#">TMF0008</a> <sup>1</sup>	8K bits
<a href="#">TMF0020</a>	20K bits
<a href="#">TMF0064</a>	64K bits

## Related Documentation

For related documentation, see the following:

Texas Instruments, [TI's Single-Wire FRAM Products: Features & Benefits](#), application note.

Texas Instruments, [Authentication ICs—BQF0008 BQF0020 BQF0064](#), product overview.

## Trademarks

All trademarks are the property of their respective owners.

<sup>1</sup> TMF0008 is the adapted device name for BQF0008

## IMPORTANT NOTICE AND DISCLAIMER

TI PROVIDES TECHNICAL AND RELIABILITY DATA (INCLUDING DATASHEETS), DESIGN RESOURCES (INCLUDING REFERENCE DESIGNS), APPLICATION OR OTHER DESIGN ADVICE, WEB TOOLS, SAFETY INFORMATION, AND OTHER RESOURCES "AS IS" AND WITH ALL FAULTS, AND DISCLAIMS ALL WARRANTIES, EXPRESS AND IMPLIED, INCLUDING WITHOUT LIMITATION ANY IMPLIED WARRANTIES OF MERCHANTABILITY, FITNESS FOR A PARTICULAR PURPOSE OR NON-INFRINGEMENT OF THIRD PARTY INTELLECTUAL PROPERTY RIGHTS.

These resources are intended for skilled developers designing with TI products. You are solely responsible for (1) selecting the appropriate TI products for your application, (2) designing, validating and testing your application, and (3) ensuring your application meets applicable standards, and any other safety, security, regulatory or other requirements.

These resources are subject to change without notice. TI grants you permission to use these resources only for development of an application that uses the TI products described in the resource. Other reproduction and display of these resources is prohibited. No license is granted to any other TI intellectual property right or to any third party intellectual property right. TI disclaims responsibility for, and you fully indemnify TI and its representatives against any claims, damages, costs, losses, and liabilities arising out of your use of these resources.

TI's products are provided subject to [TI's Terms of Sale](#), [TI's General Quality Guidelines](#), or other applicable terms available either on [ti.com](#) or provided in conjunction with such TI products. TI's provision of these resources does not expand or otherwise alter TI's applicable warranties or warranty disclaimers for TI products. Unless TI explicitly designates a product as custom or customer-specified, TI products are standard, catalog, general purpose devices.

TI objects to and rejects any additional or different terms you may propose.

Copyright © 2026, Texas Instruments Incorporated

Last updated 10/2025