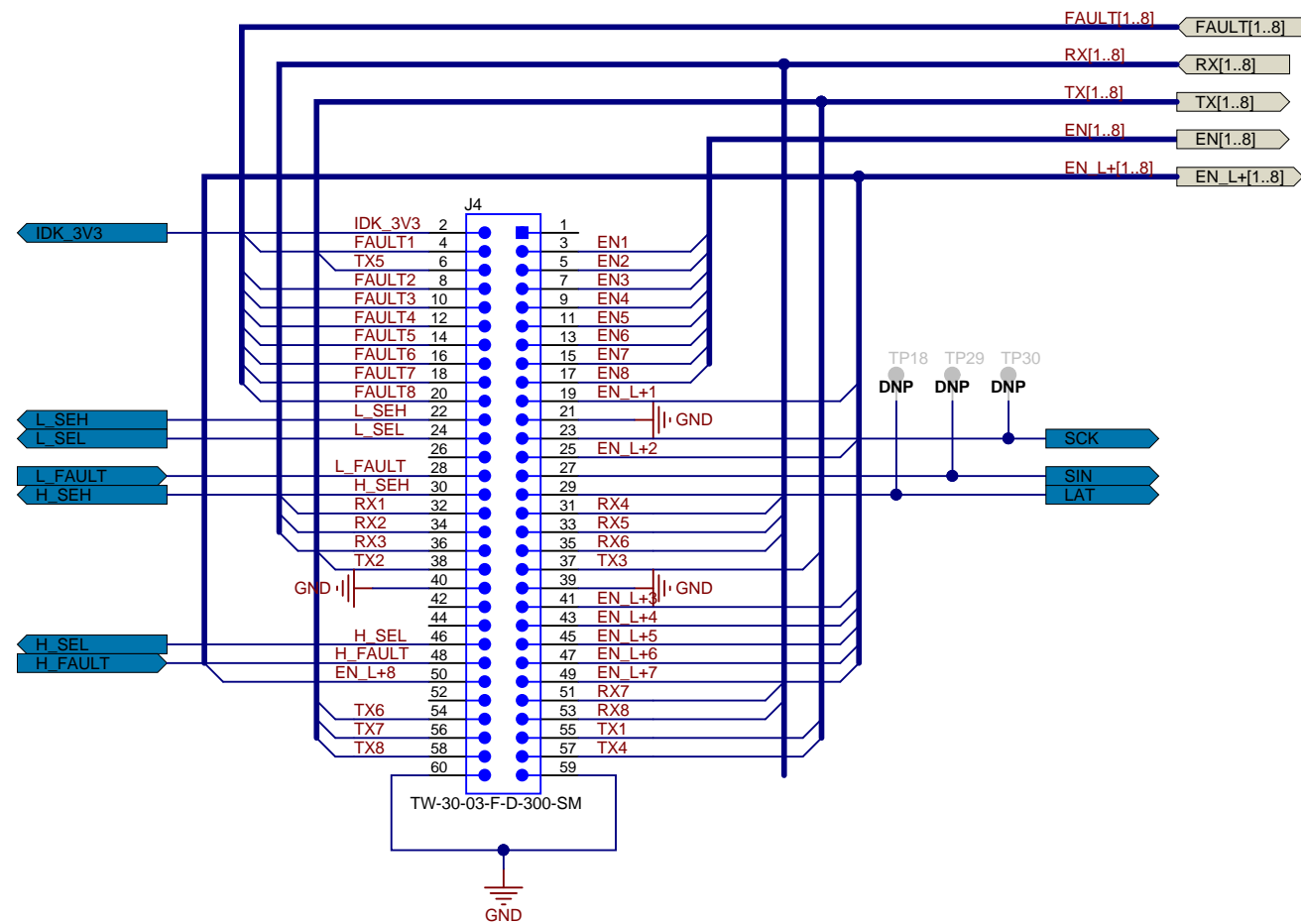


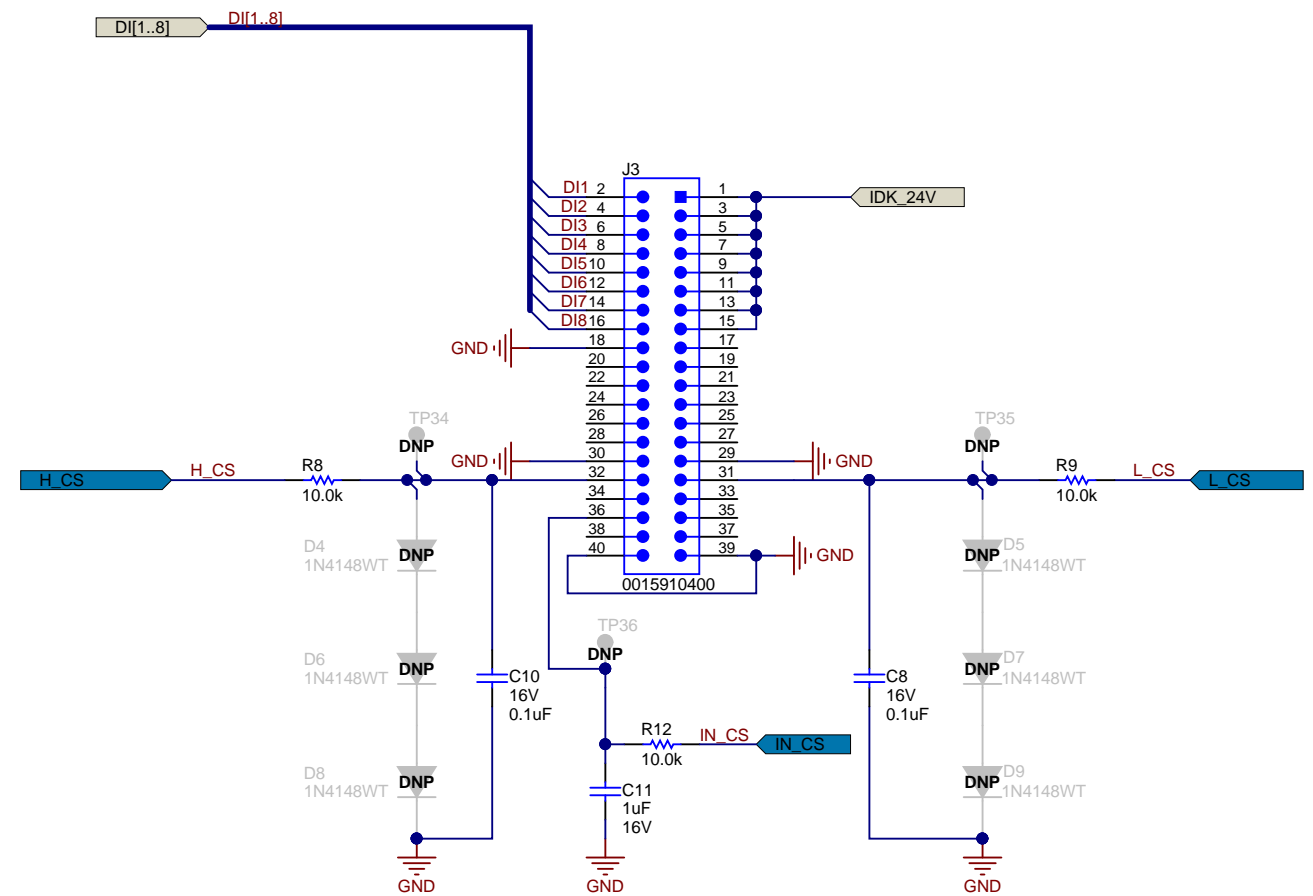
Connectors to 8 Port IO-Link Board

Texas Instruments and/or its licensors do not warrant the accuracy or completeness of this specification or any information contained therein. Texas Instruments and/or its licensors do not warrant that this design will meet the specifications, will be suitable for your application or fit for any particular purpose, or will operate in an implementation. Texas Instruments and/or its licensors do not warrant that the design is production worthy. You should completely validate and test your design implementation to confirm the system functionality for your application.

Orderable: ChangeMe!	Designed for: Public Release	Mod. Date: 5/7/2018
TID #: N/A	Project Title: IO-Link Master	
Number: TIDA-010016ID	Rev: E3	Sheet Title:
SVN Rev: Version control disabled	Assembly Variant: 001	Sheet: 2 of 3
Drawn By:	File: IDK2IOLM_MasterCon.SchDoc	Size: B
Engineer: Steffen Graf	Contact: http://www.ti.com/support	



Connector to IDK J16 (MIRRORED: Pin 1 - connects to Pin 2)



Connector to IDK J1 (MIRRORED: Pin 1 - connects to Pin 2)





PCB Number: TIDA-010016IDK

PCB Rev: E3

PCB

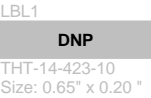
LOGO

FCC disclaimer

PCB

LOGO

WEEE logo



Variant/Label Table	
Variant	Label Text
001	Default

ZZ2

Assembly Note

These assemblies are ESD sensitive, ESD precautions shall be observed.

ZZ3

Assembly Note

These assemblies must be clean and free from flux and all contaminants. Use of no clean flux is not acceptable.

ZZ4

Assembly Note

These assemblies must comply with workmanship standards IPC-A-610 Class 2, unless otherwise specified.

Texas Instruments and/or its licensors do not warrant the accuracy or completeness of this specification or any information contained therein. Texas Instruments and/or its licensors do not warrant that this design will meet the specifications, will be suitable for your application or fit for any particular purpose, or will operate in an implementation. Texas Instruments and/or its licensors do not warrant that the design is production worthy. You should completely validate and test your design implementation to confirm the system functionality for your application.