

# $V_{CC}$ vs System Speed of MSP430F22x4 and MSP430F22x2

---



---

## ABSTRACT

This document provides analysis details and specific results of the CPU45 errata affecting the following devices:

- MSP430F2274
- MSP430F2254
- MSP430F2234
- MSP430F2272
- MSP430F2252
- MSP430F2232

## WARNING: EXPORT NOTICE

Recipient agrees to not knowingly export or re-export, directly or indirectly, any product or technical data (as defined by the U.S., EU, and other Export Administration Regulations) including software, or any controlled product restricted by other applicable national regulations, received from Disclosing party under this Agreement, or any direct product of such technology, to any destination to which such export or re-export is restricted or prohibited by U.S. or other applicable laws, without obtaining prior authorization from U.S. Department of Commerce and other competent Government authorities to the extent required by those laws. This provision shall survive termination or expiration of this Agreement.

According to our best knowledge of the state and end-use of this product or technology, and in compliance with the export control regulations of dual-use goods in force in the origin and exporting countries, this technology is classified as follows:

US ECCN: 3E991  
 EU ECCN: EAR99

And may require export or re-export license for shipping it in compliance with the applicable regulations of certain countries.

---

## Contents

1	Issue Description.....	2
2	Conditions.....	2
3	Workarounds and Solutions .....	4

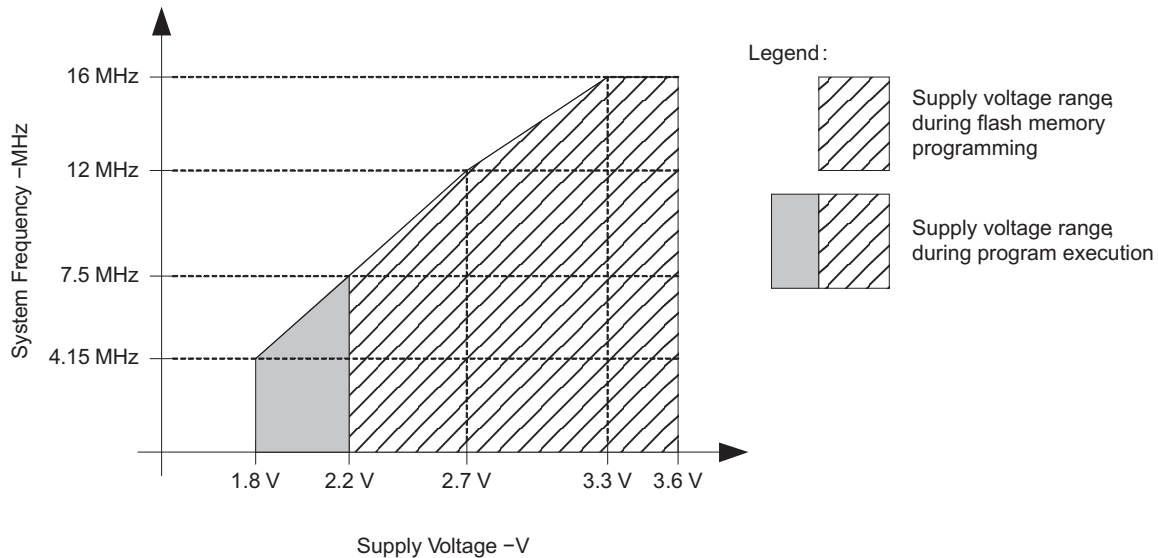
## List of Figures

1	Recommended Operating Conditions for System Frequency vs Supply Voltage .....	2
2	$V_{CC}$ vs Frequency – Safe Operating Conditions for DCO and Calibration Settings .....	3
3	$V_{CC}$ vs Frequency – Safe Operating Conditions for LFXT1 in HF Mode and for Digital External Clock Sources .....	4

## 1 Issue Description

The system speed performance above 4.15 MHz versus minimum required  $V_{CC}$  as shown in Figure 1 from the data sheet can be met under certain specific conditions only. If these conditions are not fulfilled, the CPU status register and R4 through R15 register contents may become unintentionally changed during some CPU register operations. This behavior is dependent on voltage, frequency, and clock duty cycle with certain operand and instruction combinations. Such code sequences are common in C-compiler generated application code.

When a CPU register is affected, the resulting value in the CPU register cannot be predicted.



**Figure 1. Recommended Operating Conditions for System Frequency vs Supply Voltage**

## 2 Conditions

This section describes the safe operation conditions.

The following operating conditions should be considered to avoid the functional issue described above.

### 2.1 Clock Duty Cycle Conditions

For positive clock duty cycles of 50% or higher, the data sheet operating conditions hold fully true. This condition can be met with external positive 50% or higher duty cycle clocks or internally divided clocks including divided DCO clocks.

## 2.2 DCO Safe Operation Over All Temperature Conditions

Figure 2 shows the safe operation area for the system clock (MCLK or CPU clock) when using the DCO without an internal clock divider.

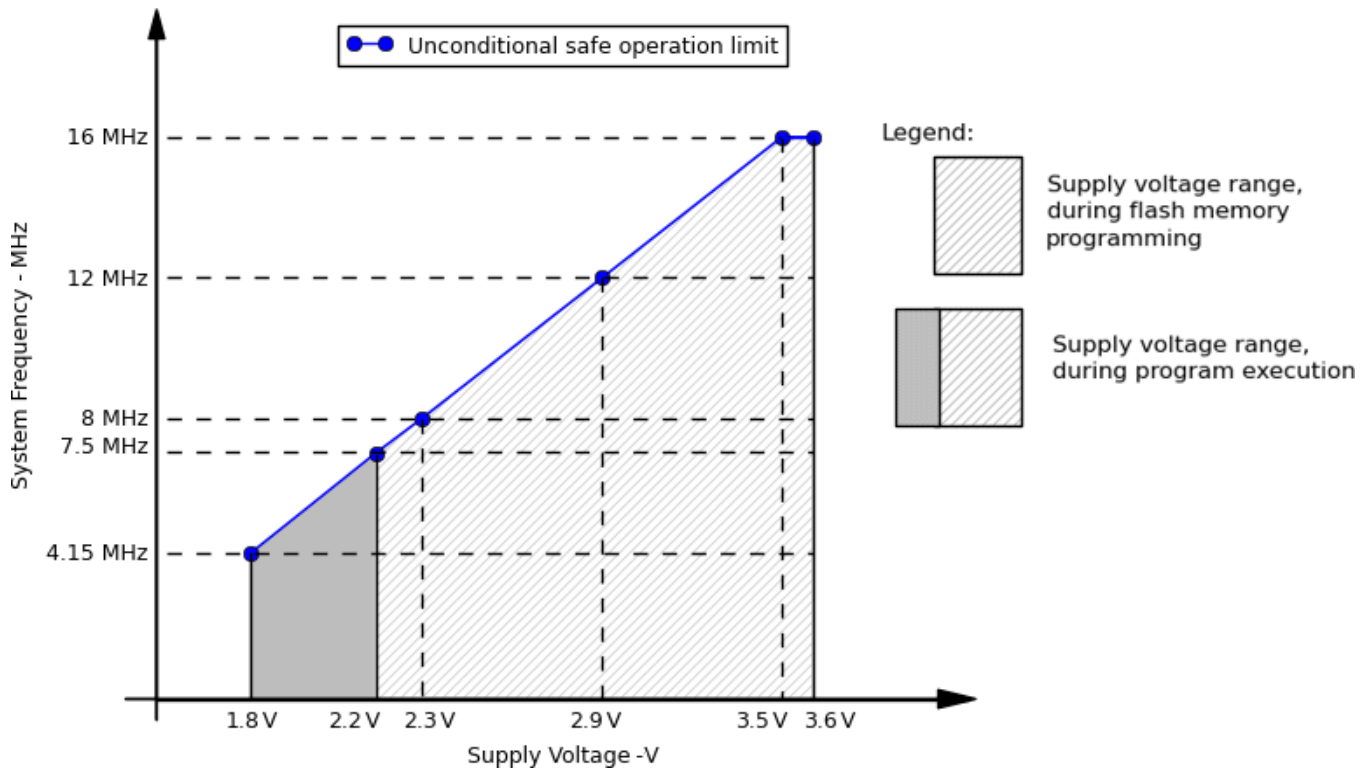


Figure 2.  $V_{CC}$  vs Frequency – Safe Operating Conditions for DCO and Calibration Settings

### 2.3 HFO or External Clock Safe Operation Over All Temperatures and Duty-Cycle Conditions

Figure 3 shows the safe operation area for the system clock (MCLK or CPU clock) when using an external clock or the device HFO without an internal clock divider.

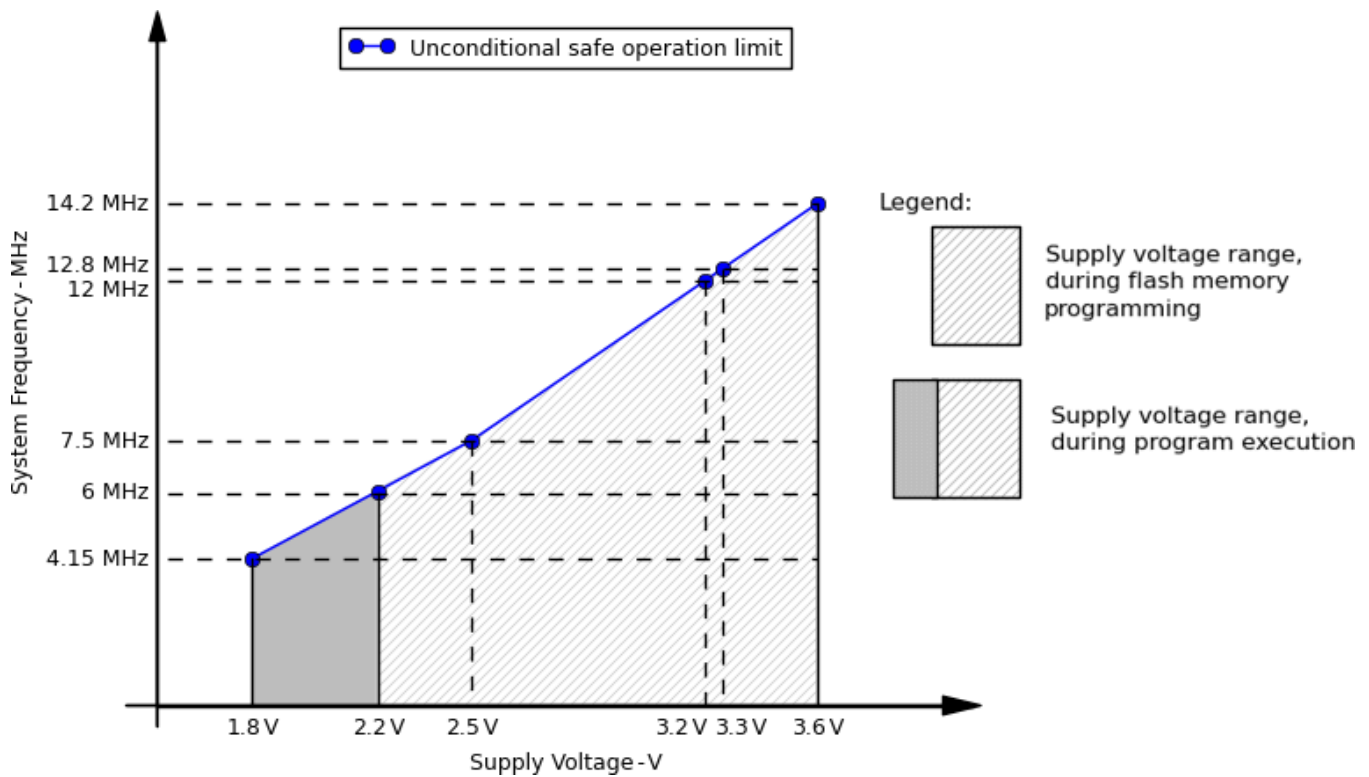


Figure 3.  $V_{CC}$  vs Frequency – Safe Operating Conditions for LFXT1 in HF Mode and for Digital External Clock Sources

## 3 Workarounds and Solutions

### 3.1 Application Related

- Reduce the system frequency (MCLK or CPU clock) according to the  $V_{CC}$  vs frequency graphs shown in Figure 2 and Figure 3.
- Increase  $V_{CC}$  according to the  $V_{CC}$  vs frequency requirements as shown in Figure 2 and Figure 3. Do not exceed the *Recommended Operating Conditions* as stated in the data sheet.
- Use internal dividers for the MCLK clock sources.
- Use external clock generators that provide a 50% or higher duty cycle.

## IMPORTANT NOTICE

Texas Instruments Incorporated and its subsidiaries (TI) reserve the right to make corrections, enhancements, improvements and other changes to its semiconductor products and services per JESD46, latest issue, and to discontinue any product or service per JESD48, latest issue. Buyers should obtain the latest relevant information before placing orders and should verify that such information is current and complete. All semiconductor products (also referred to herein as "components") are sold subject to TI's terms and conditions of sale supplied at the time of order acknowledgment.

TI warrants performance of its components to the specifications applicable at the time of sale, in accordance with the warranty in TI's terms and conditions of sale of semiconductor products. Testing and other quality control techniques are used to the extent TI deems necessary to support this warranty. Except where mandated by applicable law, testing of all parameters of each component is not necessarily performed.

TI assumes no liability for applications assistance or the design of Buyers' products. Buyers are responsible for their products and applications using TI components. To minimize the risks associated with Buyers' products and applications, Buyers should provide adequate design and operating safeguards.

TI does not warrant or represent that any license, either express or implied, is granted under any patent right, copyright, mask work right, or other intellectual property right relating to any combination, machine, or process in which TI components or services are used. Information published by TI regarding third-party products or services does not constitute a license to use such products or services or a warranty or endorsement thereof. Use of such information may require a license from a third party under the patents or other intellectual property of the third party, or a license from TI under the patents or other intellectual property of TI.

Reproduction of significant portions of TI information in TI data books or data sheets is permissible only if reproduction is without alteration and is accompanied by all associated warranties, conditions, limitations, and notices. TI is not responsible or liable for such altered documentation. Information of third parties may be subject to additional restrictions.

Resale of TI components or services with statements different from or beyond the parameters stated by TI for that component or service voids all express and any implied warranties for the associated TI component or service and is an unfair and deceptive business practice. TI is not responsible or liable for any such statements.

Buyer acknowledges and agrees that it is solely responsible for compliance with all legal, regulatory and safety-related requirements concerning its products, and any use of TI components in its applications, notwithstanding any applications-related information or support that may be provided by TI. Buyer represents and agrees that it has all the necessary expertise to create and implement safeguards which anticipate dangerous consequences of failures, monitor failures and their consequences, lessen the likelihood of failures that might cause harm and take appropriate remedial actions. Buyer will fully indemnify TI and its representatives against any damages arising out of the use of any TI components in safety-critical applications.

In some cases, TI components may be promoted specifically to facilitate safety-related applications. With such components, TI's goal is to help enable customers to design and create their own end-product solutions that meet applicable functional safety standards and requirements. Nonetheless, such components are subject to these terms.

No TI components are authorized for use in FDA Class III (or similar life-critical medical equipment) unless authorized officers of the parties have executed a special agreement specifically governing such use.

Only those TI components which TI has specifically designated as military grade or "enhanced plastic" are designed and intended for use in military/aerospace applications or environments. Buyer acknowledges and agrees that any military or aerospace use of TI components which have **not** been so designated is solely at the Buyer's risk, and that Buyer is solely responsible for compliance with all legal and regulatory requirements in connection with such use.

TI has specifically designated certain components as meeting ISO/TS16949 requirements, mainly for automotive use. In any case of use of non-designated products, TI will not be responsible for any failure to meet ISO/TS16949.

### Products

Audio	<a href="http://www.ti.com/audio">www.ti.com/audio</a>
Amplifiers	<a href="http://amplifier.ti.com">amplifier.ti.com</a>
Data Converters	<a href="http://dataconverter.ti.com">dataconverter.ti.com</a>
DLP® Products	<a href="http://www.dlp.com">www.dlp.com</a>
DSP	<a href="http://dsp.ti.com">dsp.ti.com</a>
Clocks and Timers	<a href="http://www.ti.com/clocks">www.ti.com/clocks</a>
Interface	<a href="http://interface.ti.com">interface.ti.com</a>
Logic	<a href="http://logic.ti.com">logic.ti.com</a>
Power Mgmt	<a href="http://power.ti.com">power.ti.com</a>
Microcontrollers	<a href="http://microcontroller.ti.com">microcontroller.ti.com</a>
RFID	<a href="http://www.ti-rfid.com">www.ti-rfid.com</a>
OMAP Applications Processors	<a href="http://www.ti.com/omap">www.ti.com/omap</a>
Wireless Connectivity	<a href="http://www.ti.com/wirelessconnectivity">www.ti.com/wirelessconnectivity</a>

### Applications

Automotive and Transportation	<a href="http://www.ti.com/automotive">www.ti.com/automotive</a>
Communications and Telecom	<a href="http://www.ti.com/communications">www.ti.com/communications</a>
Computers and Peripherals	<a href="http://www.ti.com/computers">www.ti.com/computers</a>
Consumer Electronics	<a href="http://www.ti.com/consumer-apps">www.ti.com/consumer-apps</a>
Energy and Lighting	<a href="http://www.ti.com/energy">www.ti.com/energy</a>
Industrial	<a href="http://www.ti.com/industrial">www.ti.com/industrial</a>
Medical	<a href="http://www.ti.com/medical">www.ti.com/medical</a>
Security	<a href="http://www.ti.com/security">www.ti.com/security</a>
Space, Avionics and Defense	<a href="http://www.ti.com/space-avionics-defense">www.ti.com/space-avionics-defense</a>
Video and Imaging	<a href="http://www.ti.com/video">www.ti.com/video</a>

### TI E2E Community

[e2e.ti.com](http://e2e.ti.com)