

External Programmable Watchdog Timer Using MSP430™ MCUs



Introduction

Watchdog timers (WDTs) are particularly useful because they detect if a microcontroller is in an invalid software state and initiate a reset if needed. These invalid software states can be caused by anything from a software bug to electromagnetic interference. In general, a WDT resets the system when it does not receive a regular pulsed signal from the host processor.

In critical systems, such as smoke detectors and other industrial applications, an invalid software state could be catastrophic. In these instances, an external WDT would be imperative. The external WDT has a separate clock source providing redundancy and making the system more robust.

This solution presents a configurable external watchdog timer that accepts watchdog time-out values ranging from 1 to 2 seconds, in increments of 200 ms. A shorter time-out interval could be achieved, if needed, by changing the values in the *timeout* array to match the application specifications. This example has been optimized for lowest code size, fitting in a low-cost 0.5KB MSP430FR2000 microcontroller (MCU). It also utilizes the MSP430™ ultra-low-power operating states by going into low-power mode 3 (LPM3) when not executing a WDT-specific operation. To get started, [download project files](#) and [a code example](#) demonstrating this functionality.

Implementation

This solution uses an MSP430FR2000 MCU and any external host processor with UART, reset, and GPIO capability. This allows the reset line of the host processor to be controlled by the low-cost MSP430FR2000 MCU with 0.5KB of memory.

The reset pulse duration, initialized to 1 ms, is user configurable inside of the source code by changing the *Reset_Cycles* value. The watchdog interrupt (WDI) input is a signal generated by the host processor to notify the external WDT that it is working properly. A high-to-low transition within every *n* seconds (specified by the *timeout* selection value) keeps the external WDT from resetting the host processor. As a typical default, the time-out value is initialized to 1.6 seconds.

The backchannel UART of the MSP-FET or eZ-FET on an MSP430 LaunchPad™ development kit is used for the UART communication with a terminal program on the PC to send the commands for selecting each time-out value. [Figure 1](#) shows how the MSP430FR2000 MCU can be connected to an MCU to act as an external WDT.

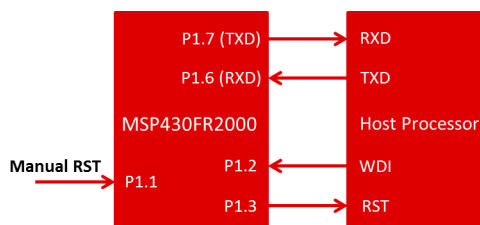


Figure 1. External Watchdog Timer Hardware Block Diagram

The external WDT uses interrupts to wake up from low-power mode to execute specific functions. [Figure 2](#) shows how the software works with the hardware to reliably monitor a host processor.

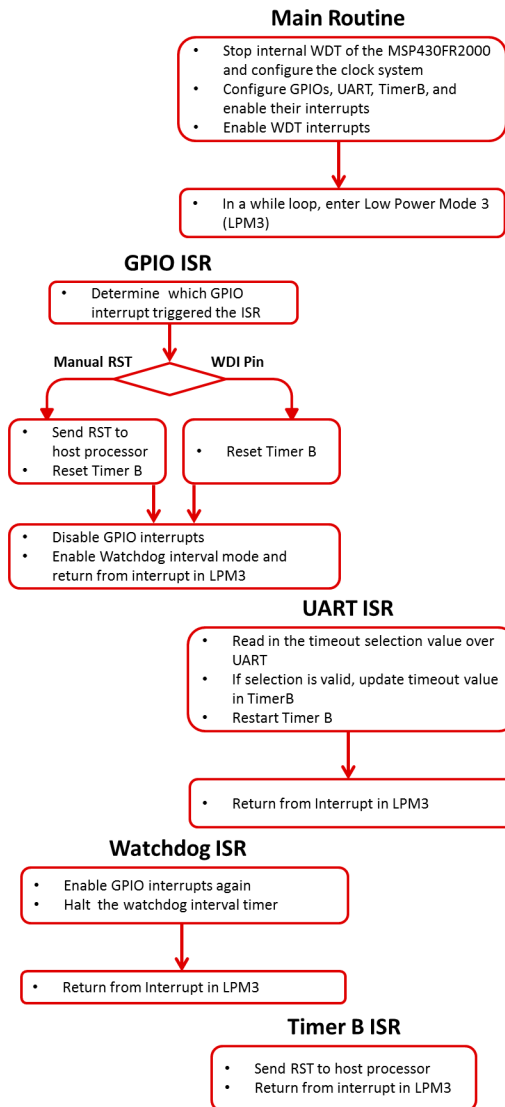


Figure 2. External Watchdog Timer Software Flow Chart

To run the demo on a PC, connect the LaunchPad kit or target development board to the PC, load the code into the device, allow the device to run, and end the debug session. The MSP-TS430PW20 target development board already includes the correct connections for the UART TXD and RXD on the MSP-FET connector as long as JP14 and JP15 are populated (leave JP13 unconnected).

At start-up, the code continues to send reset pulse signals from P1.3 unless it sees the watchdog being addressed by the WDI pin. Figure 3 shows the logic analyzer output from P1.3 when the WDT is and is not being addressed.

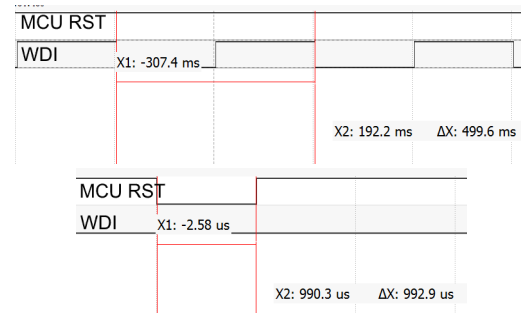


Figure 3. Logic Analyzer Output When Addressing and Not Addressing the WDT

In the top screenshot in Figure 3, the WDI input toggles every 500 ms, thus meeting the default time-out requirement and not causing the reset to be sent. In the bottom screenshot in Figure 3, the WDI input is held low, thus breaking the timing requirement and causing the reset line to pulse low for the default time of 1 ms.

To take advantage of the backchannel UART on the MSP-FET or the eZ-FET, use a terminal program on the PC set to 9600 baud, no parity, and 1 stop bit to select the time-out values. There are six acceptable values, selectable by sending hex values from 0 to 5. Table 1 lists the valid UART commands.

Table 1. Valid UART Watchdog Time-out Values

UART Command (Hex)	Time-out Value (Seconds)
0	1
1	1.2
2	1.4
3	1.6
4	1.8
5	2

An invalid UART command results in no change of the time-out value.

Performance

If a larger MSP430 microcontroller were used, then more features could be added to the solution. The current solution uses the internal reference oscillator running at 32768 Hz as the source for Timer_B, but an external crystal could be used to improve timing accuracy and decrease power consumption. More memory could allow a specific sequence or UART communication protocol to address the external WDT. Additional memory would also allow the user to program more time-out values into the external WDT, in addition to the six programmed in the provided example.

Using only the low-cost 0.5KB MSP430FR2000 MCU, this solution reliably monitors the state of a host processor and works to protect it from hanging up in an invalid loop.

Device Recommendations

The device used in this example is part of the MSP430 Value Line Sensing portfolio of low-cost MCUs, designed for sensing and measurement applications. This example can be used with the devices shown in [Table 2](#) with minimal code changes. For more information on the entire Value Line Sensing MCU portfolio, visit www.ti.com/MSP430ValueLine.

Table 2. Device Recommendations

Part Number	Key Features
MSP430FR2000	0.5KB FRAM, 0.5KB RAM, eComp
MSP430FR2100	1KB FRAM, 0.5KB RAM, 10-bit ADC, eComp
MSP430FR2110	2KB FRAM, 1KB of RAM, 10-bit ADC, eComp
MSP430FR2111	3.75KB FRAM, 1KB RAM, 10-bit ADC, eComp

IMPORTANT NOTICE FOR TI DESIGN INFORMATION AND RESOURCES

Texas Instruments Incorporated ("TI") technical, application or other design advice, services or information, including, but not limited to, reference designs and materials relating to evaluation modules, (collectively, "TI Resources") are intended to assist designers who are developing applications that incorporate TI products; by downloading, accessing or using any particular TI Resource in any way, you (individually or, if you are acting on behalf of a company, your company) agree to use it solely for this purpose and subject to the terms of this Notice.

TI's provision of TI Resources does not expand or otherwise alter TI's applicable published warranties or warranty disclaimers for TI products, and no additional obligations or liabilities arise from TI providing such TI Resources. TI reserves the right to make corrections, enhancements, improvements and other changes to its TI Resources.

You understand and agree that you remain responsible for using your independent analysis, evaluation and judgment in designing your applications and that you have full and exclusive responsibility to assure the safety of your applications and compliance of your applications (and of all TI products used in or for your applications) with all applicable regulations, laws and other applicable requirements. You represent that, with respect to your applications, you have all the necessary expertise to create and implement safeguards that (1) anticipate dangerous consequences of failures, (2) monitor failures and their consequences, and (3) lessen the likelihood of failures that might cause harm and take appropriate actions. You agree that prior to using or distributing any applications that include TI products, you will thoroughly test such applications and the functionality of such TI products as used in such applications. TI has not conducted any testing other than that specifically described in the published documentation for a particular TI Resource.

You are authorized to use, copy and modify any individual TI Resource only in connection with the development of applications that include the TI product(s) identified in such TI Resource. NO OTHER LICENSE, EXPRESS OR IMPLIED, BY ESTOPPEL OR OTHERWISE TO ANY OTHER TI INTELLECTUAL PROPERTY RIGHT, AND NO LICENSE TO ANY TECHNOLOGY OR INTELLECTUAL PROPERTY RIGHT OF TI OR ANY THIRD PARTY IS GRANTED HEREIN, including but not limited to any patent right, copyright, mask work right, or other intellectual property right relating to any combination, machine, or process in which TI products or services are used. Information regarding or referencing third-party products or services does not constitute a license to use such products or services, or a warranty or endorsement thereof. Use of TI Resources may require a license from a third party under the patents or other intellectual property of the third party, or a license from TI under the patents or other intellectual property of TI.

TI RESOURCES ARE PROVIDED "AS IS" AND WITH ALL FAULTS. TI DISCLAIMS ALL OTHER WARRANTIES OR REPRESENTATIONS, EXPRESS OR IMPLIED, REGARDING TI RESOURCES OR USE THEREOF, INCLUDING BUT NOT LIMITED TO ACCURACY OR COMPLETENESS, TITLE, ANY EPIDEMIC FAILURE WARRANTY AND ANY IMPLIED WARRANTIES OF MERCHANTABILITY, FITNESS FOR A PARTICULAR PURPOSE, AND NON-INFRINGEMENT OF ANY THIRD PARTY INTELLECTUAL PROPERTY RIGHTS.

TI SHALL NOT BE LIABLE FOR AND SHALL NOT DEFEND OR INDEMNIFY YOU AGAINST ANY CLAIM, INCLUDING BUT NOT LIMITED TO ANY INFRINGEMENT CLAIM THAT RELATES TO OR IS BASED ON ANY COMBINATION OF PRODUCTS EVEN IF DESCRIBED IN TI RESOURCES OR OTHERWISE. IN NO EVENT SHALL TI BE LIABLE FOR ANY ACTUAL, DIRECT, SPECIAL, COLLATERAL, INDIRECT, PUNITIVE, INCIDENTAL, CONSEQUENTIAL OR EXEMPLARY DAMAGES IN CONNECTION WITH OR ARISING OUT OF TI RESOURCES OR USE THEREOF, AND REGARDLESS OF WHETHER TI HAS BEEN ADVISED OF THE POSSIBILITY OF SUCH DAMAGES.

You agree to fully indemnify TI and its representatives against any damages, costs, losses, and/or liabilities arising out of your non-compliance with the terms and provisions of this Notice.

This Notice applies to TI Resources. Additional terms apply to the use and purchase of certain types of materials, TI products and services. These include; without limitation, TI's standard terms for semiconductor products (<http://www.ti.com/sc/docs/stdterms.htm>), [evaluation modules](#), and [samples](http://www.ti.com/sc/docs/sampterm.htm) (<http://www.ti.com/sc/docs/sampterm.htm>).

Mailing Address: Texas Instruments, Post Office Box 655303, Dallas, Texas 75265
Copyright © 2017, Texas Instruments Incorporated