

# BQ769x0 Pin Equivalent Diagrams

Vinod Mukundagiri and Garry Elder

Battery Management Solutions – GMAP

## ABSTRACT

This application report contains diagrams of the pin equivalent circuits for each of the pins in the BQ76920, BQ76930, and BQ76940 devices.

## Contents

1	Introduction .....	1
2	Pin Configurations .....	1
3	Equivalent Pin Diagrams.....	2

## 1 Introduction

The BQ769x0 family of robust analog front-end (AFE) devices serves as part of a complete pack monitoring and protection solution for next-generation, high-power systems, such as light electric vehicles, power tools, and uninterruptible power supplies.

In many of these applications, a variety of failure mode effects analysis (FMEA) may be undertaken. To support this, and other kinds of design analysis, an additional level of information regarding the IC pins may be required and is presented in this document.

### 1.1 Related Documentation

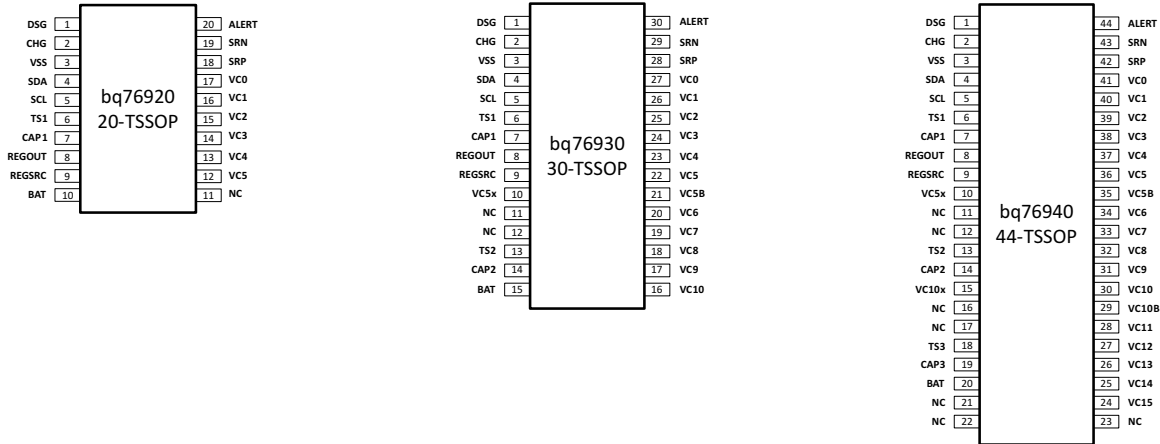
For related documentation, see the following:

- [BQ769x0 3-Series to 15-Series Cell Battery Monitor Family for Li-Ion and Phosphate Data Sheet](#)
- [BQ76920 Evaluation Module User's Guide](#)
- [BQ76920, BQ76930, BQ76940 AFE FAQ User's Guide](#)

## 2 Pin Configurations

The BQ769x0 family is made up of three different devices, the BQ76920, BQ76930, and BQ76940.

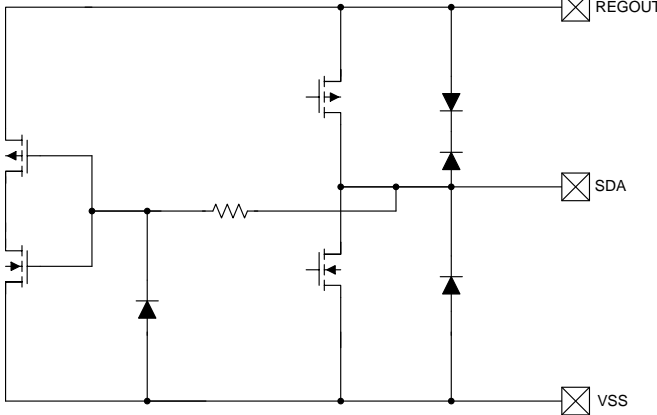
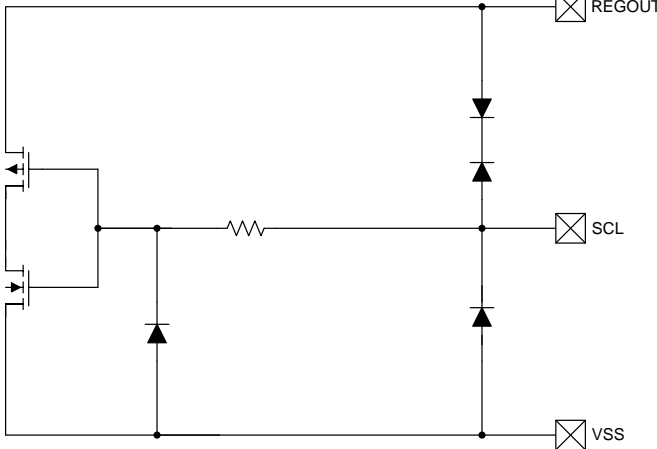
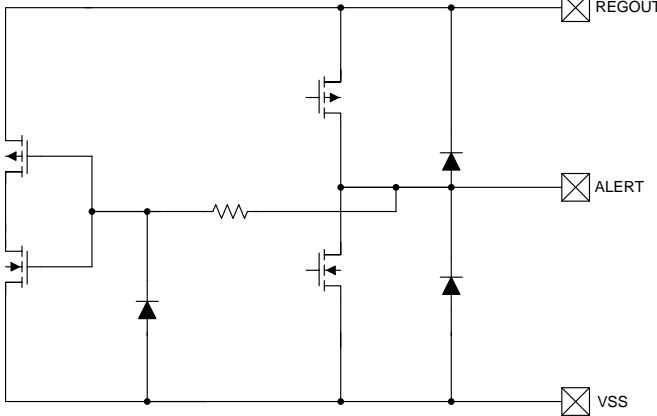
<sup>(1)</sup> All trademarks are the property of their respective owners.

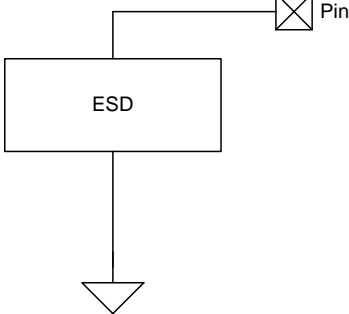
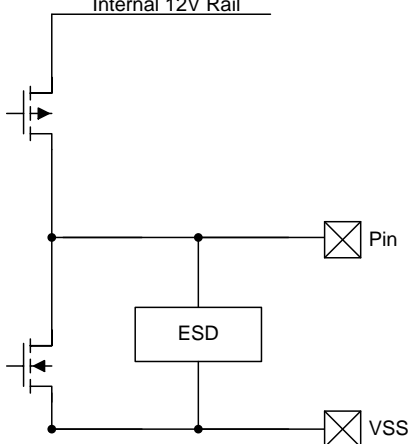
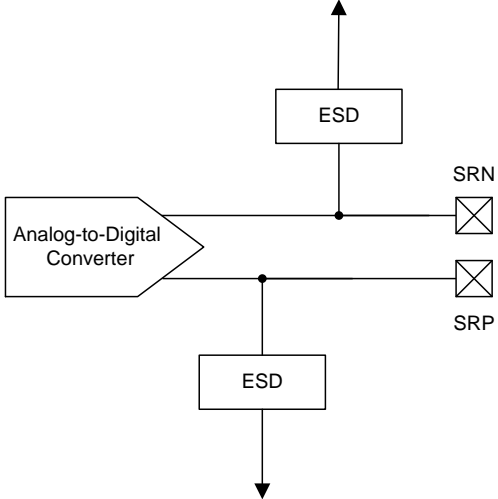


### 3 Equivalent Pin Diagrams

DEVICE	PIN NAMES	EQUIVALENT PIN DIAGRAM
BQ76920	VCn = VC2, VC3, VC4, VC5	
BQ76930	VCn = VC2, VC3, VC4, VC5, VC7, VC8, VC9, VC10	
BQ76940	VCn = VC2, VC3, VC4, VC5, VC7, VC8, VC9, VC10, VC12, VC13, VC14, VC15	
BQ76920	VCn = VC1	
	VCn-1 = VC0	
BQ76930	VCn = VC1, VC6	
	VCn-1 = VC0, VC5b	
BQ76940	VCn = VC1, VC6, VC11	
	VCn-1 = VC0, VC5b, VC10b	
BQ76920	CAPn = CAP1	
BQ76930	CAPn = CAP1, CAP2	
BQ76940	CAPn = CAP1, CAP2, CAP3	

DEVICE	PIN NAMES	EQUIVALENT PIN DIAGRAM
BQ76920, BQ76930, and BQ76940	REGOUT	
BQ76920	TSn = TS1	
	TS- = VSS	
BQ76930	TSn = TS1, TS2	
	TS- = VSS, VC5x	
BQ76940	TSn = TS1, TS2, TS3	
	TS- = VSS, VC5x, VC10x	

DEVICE	PIN NAMES	EQUIVALENT PIN DIAGRAM
BQ76920, BQ76930, and BQ76940	SDA	
BQ76920, BQ76930, and BQ76940	SCL	
BQ76920, BQ76930, and BQ76940	ALERT	

DEVICE	PIN NAMES	EQUIVALENT PIN DIAGRAM
BQ76920, BQ76930, and BQ76940	Pin = BAT, REGSRC	
BQ76920, BQ76930, and BQ76940	Pin = CHG, DSG	
BQ76920, BQ76930, and BQ76940	SRP, SRN	

## Revision History

NOTE: Page numbers for previous revisions may differ from page numbers in the current version.

<b>Changes from Original (January 2015) to A Revision</b>	<b>Page</b>
• Changed all instances of "bq" to "BQ".....	1
• Changed the format of the links. ....	1
• Added two rows.....	2
• Changed a pin name.....	2

## IMPORTANT NOTICE AND DISCLAIMER

TI PROVIDES TECHNICAL AND RELIABILITY DATA (INCLUDING DATASHEETS), DESIGN RESOURCES (INCLUDING REFERENCE DESIGNS), APPLICATION OR OTHER DESIGN ADVICE, WEB TOOLS, SAFETY INFORMATION, AND OTHER RESOURCES "AS IS" AND WITH ALL FAULTS, AND DISCLAIMS ALL WARRANTIES, EXPRESS AND IMPLIED, INCLUDING WITHOUT LIMITATION ANY IMPLIED WARRANTIES OF MERCHANTABILITY, FITNESS FOR A PARTICULAR PURPOSE OR NON-INFRINGEMENT OF THIRD PARTY INTELLECTUAL PROPERTY RIGHTS.

These resources are intended for skilled developers designing with TI products. You are solely responsible for (1) selecting the appropriate TI products for your application, (2) designing, validating and testing your application, and (3) ensuring your application meets applicable standards, and any other safety, security, or other requirements. These resources are subject to change without notice. TI grants you permission to use these resources only for development of an application that uses the TI products described in the resource. Other reproduction and display of these resources is prohibited. No license is granted to any other TI intellectual property right or to any third party intellectual property right. TI disclaims responsibility for, and you will fully indemnify TI and its representatives against, any claims, damages, costs, losses, and liabilities arising out of your use of these resources.

TI's products are provided subject to TI's Terms of Sale ([www.ti.com/legal/termsofsale.html](http://www.ti.com/legal/termsofsale.html)) or other applicable terms available either on [ti.com](http://ti.com) or provided in conjunction with such TI products. TI's provision of these resources does not expand or otherwise alter TI's applicable warranties or warranty disclaimers for TI products.

Mailing Address: Texas Instruments, Post Office Box 655303, Dallas, Texas 75265  
Copyright © 2019, Texas Instruments Incorporated