

Manual Update Sheet

TMS320C2834x MicroStar BGA Discontinued and Redesigned



ABSTRACT

This document should be used in conjunction with the device data sheet and describes the updated package designator for the indicated devices.

Table of Contents

1 Package Redesign Details..... 2

Trademarks

MicroStar BGA™ and MicroStar Junior™ are trademarks of Texas Instruments.
All other trademarks are the property of their respective owners.

1 Package Redesign Details

Explanation

The devices in the MicroStar BGA™ packaging were redesigned using a laminate nfBGA package. This nfBGA package offers datasheet-equivalent electrical performance. It is also footprint equivalent to the MicroStar BGA. For more details, please refer to this [nfBGA Packaging Application Report](#).

When referencing the device data sheet, use the new package designator in place of the discontinued package designator throughout the document.

The orderable addendum at the end of the device data sheet will reflect the new package designator.

See the following page or the end of the device data sheet for the updated nfBGA package drawing.

Table 1-1. Package Designator

Old Package Designator	New Package Designator
ZHH	ZAY

Reason for Discontinuance

Due to an equipment End-Of-Life notice from our substrate supplier, we are phasing out certain MicroStar BGA and MicroStar Junior™ BGA packaging devices and offering a Last Time Buy.

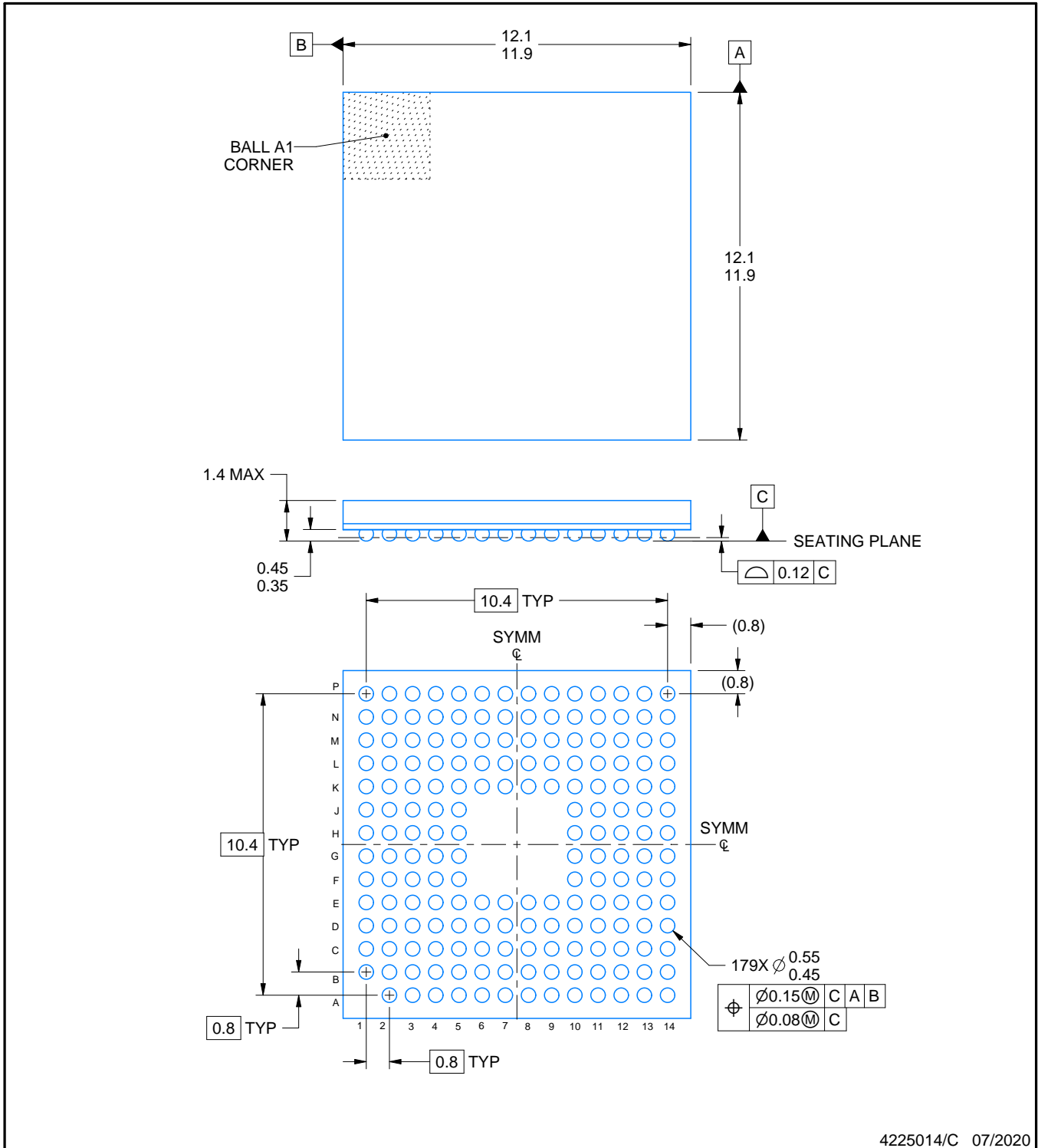

These devices have now been converted to an nfBGA package.

Devices Affected

The following table describes the devices affected, the old and new package designators, and references to the device data sheet.

Table 1-2. Devices and Nomenclature

Device	Discontinued MicroStar BGA Device	Redesigned Laminate nfBGA Device	Device Data Sheet
TMS320C2834x	TMS320C28341ZHHT TMS320C28343ZHHT TMS320C28345ZHHT	TMS320C28341ZAYT TMS320C28343ZAYT TMS320C28345ZAYT	SPRS516



NOTES:

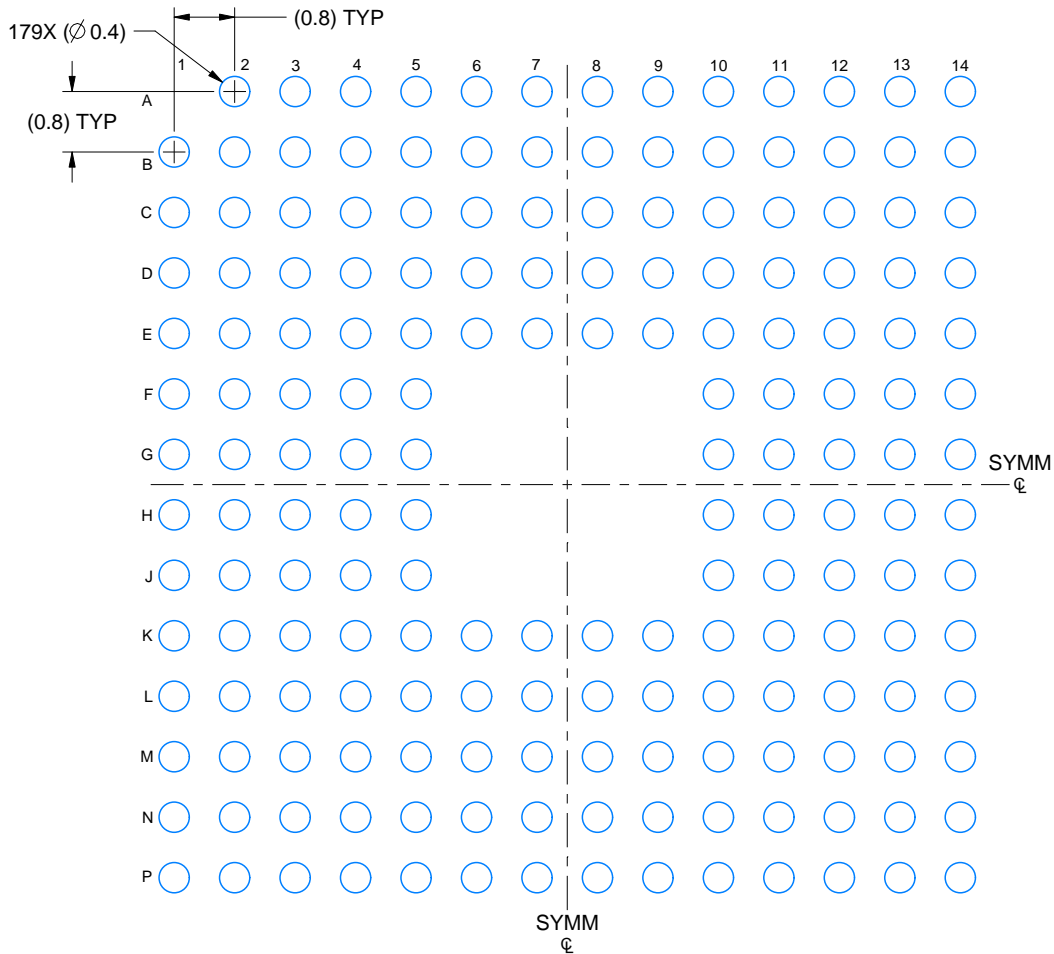
1. All linear dimensions are in millimeters. Any dimensions in parenthesis are for reference only. Dimensioning and tolerancing per ASME Y14.5M.
2. This drawing is subject to change without notice.

EXAMPLE BOARD LAYOUT

ZAY0179A

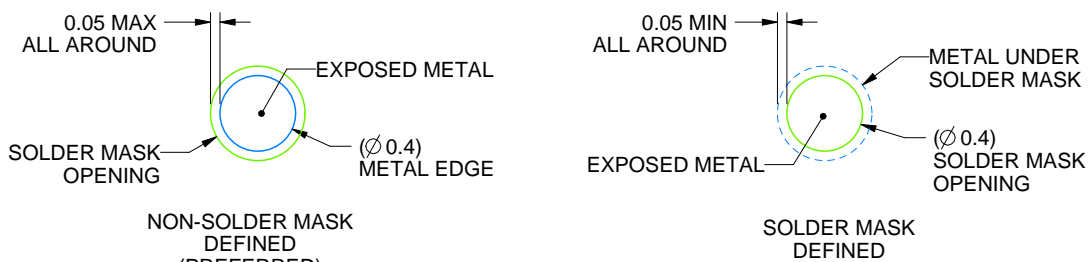
NFBGA - 1.4 mm max height

PLASTIC BALL GRID ARRAY



LAND PATTERN EXAMPLE

EXPOSED METAL SHOWN
SCALE: 10X



SOLDER MASK DETAILS

NOT TO SCALE

4225014/C 07/2020

NOTES: (continued)


- Final dimensions may vary due to manufacturing tolerance considerations and also routing constraints. For information, see Texas Instruments literature number SPRAA99 (www.ti.com/lit/spraa99).

EXAMPLE STENCIL DESIGN

ZAY0179A

NFBGA - 1.4 mm max height

PLASTIC BALL GRID ARRAY



NOTES: (continued)

4. Laser cutting apertures with trapezoidal walls and rounded corners may offer better paste release.

IMPORTANT NOTICE AND DISCLAIMER

TI PROVIDES TECHNICAL AND RELIABILITY DATA (INCLUDING DATASHEETS), DESIGN RESOURCES (INCLUDING REFERENCE DESIGNS), APPLICATION OR OTHER DESIGN ADVICE, WEB TOOLS, SAFETY INFORMATION, AND OTHER RESOURCES "AS IS" AND WITH ALL FAULTS, AND DISCLAIMS ALL WARRANTIES, EXPRESS AND IMPLIED, INCLUDING WITHOUT LIMITATION ANY IMPLIED WARRANTIES OF MERCHANTABILITY, FITNESS FOR A PARTICULAR PURPOSE OR NON-INFRINGEMENT OF THIRD PARTY INTELLECTUAL PROPERTY RIGHTS.

These resources are intended for skilled developers designing with TI products. You are solely responsible for (1) selecting the appropriate TI products for your application, (2) designing, validating and testing your application, and (3) ensuring your application meets applicable standards, and any other safety, security, or other requirements. These resources are subject to change without notice. TI grants you permission to use these resources only for development of an application that uses the TI products described in the resource. Other reproduction and display of these resources is prohibited. No license is granted to any other TI intellectual property right or to any third party intellectual property right. TI disclaims responsibility for, and you will fully indemnify TI and its representatives against, any claims, damages, costs, losses, and liabilities arising out of your use of these resources.

TI's products are provided subject to TI's Terms of Sale (www.ti.com/legal/termsofsale.html) or other applicable terms available either on ti.com or provided in conjunction with such TI products. TI's provision of these resources does not expand or otherwise alter TI's applicable warranties or warranty disclaimers for TI products.

Mailing Address: Texas Instruments, Post Office Box 655303, Dallas, Texas 75265
Copyright © 2020, Texas Instruments Incorporated