

Installation of LCD Kit on AM57x IDK (continued)



- 8** The IDK can now be powered on and used as described in the AM57x IDK Quick Start Guide that came with the IDK board.



For more information:
www.ti.com/am57idklcd

For more information on AM57x processors, including:

- User Guide
- Software
- How Tos
- Design Files

Please visit www.ti.com/am57x and www.ti.com/am57idklcd

For support questions, please contact: support@ti.com or www.ti.com/e2e.



AM57x IDK LCD Kit Quick Start Guide

Important Notice: The products and services of Texas Instruments Incorporated and its subsidiaries described herein are sold subject to TI's standard terms and conditions of sale. Customers are advised to obtain the most current and complete information about TI products and services before placing orders. TI assumes no liability for applications assistance, customer's applications or product designs, software performance, or infringement of patents. The publication of information regarding any other company's products or services does not constitute TI's approval, warranty or endorsement thereof.


Trademarks in this issue: The platform bar and Sitara are trademarks of Texas Instruments. All other trademarks are the property of their respective owners.

Welcome to the AM57x IDK LCD Kit Quick Start Guide. This guide is designed to help you through the installation of the LCD screen onto an AM57x IDK. This kit enables the use of an LCD screen with the industrial development kits (IDKs) for the AM57x Cortex®-A15 and C66x processors for evaluation and testing of industrial display-focused use cases such as industrial HMI, Panel PLC, and other industrial displays. The 10.1" LCD screen has 1920×1200 resolution and supports 10-point capacitive touch. The AM57x IDK LCD Kit contains the following:

- **Hardware**
 - 10.1" LCD Screen (1920×1200)
 - LCD cable
 - Touch cable
 - Standoffs for attaching an AM57x IDK such as the TMDXIDK5728 (TMDXIDK5728 is available for purchase separately)
- **Printed documents**
 - AM57x IDK LCD Kit Quick Start Guide (this document)
 - Terms and conditions


Installation of LCD Kit on AM57x IDK

1 Make sure the AM57x IDK is powered down and unplugged from all power sources.



2 Connect the touch cable to the IDK board using connector J17 on the back side of the board. Make sure the connector is in the open position with the black portion slid outwards. Insert the plain end of the touch cable into the connector with the contacts facing away from the IDK (up). Close the connector to secure the connection.


Note: Cables should be attached in exactly the order listed here to avoid stress on connectors during installation, which can damage parts.




3 Connect the LCD cable to the LCD panel by lifting up the white flap on the connector on the LCD kit, then inserting the end of the cable into the black side of the connector with the cable contacts facing the LCD screen (down). Then push the white flap down to secure the connection.




Installation of LCD Kit on AM57x IDK (continued)




4 Make sure connector J16 is in the open position with the black flap raised.




5 Position the IDK board close to the LCD screen and connect the LCD cable to the IDK board using connector J16. The cable should be connected with the contacts facing away from the IDK (up). Ensure the connector is secure by pressing down on the black flap.



6 Mount the IDK on the LCD screen so that the screws on the LCD assembly fit through the holes on the PCB and attach standoffs to secure the board. Note that two standoffs must be attached if the camera module will be used. Tighten standoffs only to finger tightness; overtightening may loosen the assembly from the display frame.



7 Connect the touch cable to the LCD screen using the connector on the end of the cable. The connector is opened and closed using the black flap.



Continued on following page

IMPORTANT NOTICE

Texas Instruments Incorporated and its subsidiaries (TI) reserve the right to make corrections, enhancements, improvements and other changes to its semiconductor products and services per JESD46, latest issue, and to discontinue any product or service per JESD48, latest issue. Buyers should obtain the latest relevant information before placing orders and should verify that such information is current and complete. All semiconductor products (also referred to herein as "components") are sold subject to TI's terms and conditions of sale supplied at the time of order acknowledgment.

TI warrants performance of its components to the specifications applicable at the time of sale, in accordance with the warranty in TI's terms and conditions of sale of semiconductor products. Testing and other quality control techniques are used to the extent TI deems necessary to support this warranty. Except where mandated by applicable law, testing of all parameters of each component is not necessarily performed.

TI assumes no liability for applications assistance or the design of Buyers' products. Buyers are responsible for their products and applications using TI components. To minimize the risks associated with Buyers' products and applications, Buyers should provide adequate design and operating safeguards.

TI does not warrant or represent that any license, either express or implied, is granted under any patent right, copyright, mask work right, or other intellectual property right relating to any combination, machine, or process in which TI components or services are used. Information published by TI regarding third-party products or services does not constitute a license to use such products or services or a warranty or endorsement thereof. Use of such information may require a license from a third party under the patents or other intellectual property of the third party, or a license from TI under the patents or other intellectual property of TI.

Reproduction of significant portions of TI information in TI data books or data sheets is permissible only if reproduction is without alteration and is accompanied by all associated warranties, conditions, limitations, and notices. TI is not responsible or liable for such altered documentation. Information of third parties may be subject to additional restrictions.

Resale of TI components or services with statements different from or beyond the parameters stated by TI for that component or service voids all express and any implied warranties for the associated TI component or service and is an unfair and deceptive business practice. TI is not responsible or liable for any such statements.

Buyer acknowledges and agrees that it is solely responsible for compliance with all legal, regulatory and safety-related requirements concerning its products, and any use of TI components in its applications, notwithstanding any applications-related information or support that may be provided by TI. Buyer represents and agrees that it has all the necessary expertise to create and implement safeguards which anticipate dangerous consequences of failures, monitor failures and their consequences, lessen the likelihood of failures that might cause harm and take appropriate remedial actions. Buyer will fully indemnify TI and its representatives against any damages arising out of the use of any TI components in safety-critical applications.

In some cases, TI components may be promoted specifically to facilitate safety-related applications. With such components, TI's goal is to help enable customers to design and create their own end-product solutions that meet applicable functional safety standards and requirements. Nonetheless, such components are subject to these terms.

No TI components are authorized for use in FDA Class III (or similar life-critical medical equipment) unless authorized officers of the parties have executed a special agreement specifically governing such use.

Only those TI components which TI has specifically designated as military grade or "enhanced plastic" are designed and intended for use in military/aerospace applications or environments. Buyer acknowledges and agrees that any military or aerospace use of TI components which have **not** been so designated is solely at the Buyer's risk, and that Buyer is solely responsible for compliance with all legal and regulatory requirements in connection with such use.

TI has specifically designated certain components as meeting ISO/TS16949 requirements, mainly for automotive use. In any case of use of non-designated products, TI will not be responsible for any failure to meet ISO/TS16949.

Products

Audio	www.ti.com/audio
Amplifiers	amplifier.ti.com
Data Converters	dataconverter.ti.com
DLP® Products	www.dlp.com
DSP	dsp.ti.com
Clocks and Timers	www.ti.com/clocks
Interface	interface.ti.com
Logic	logic.ti.com
Power Mgmt	power.ti.com
Microcontrollers	microcontroller.ti.com
RFID	www.ti-rfid.com
OMAP Applications Processors	www.ti.com/omap
Wireless Connectivity	www.ti.com/wirelessconnectivity

Applications

Automotive and Transportation	www.ti.com/automotive
Communications and Telecom	www.ti.com/communications
Computers and Peripherals	www.ti.com/computers
Consumer Electronics	www.ti.com/consumer-apps
Energy and Lighting	www.ti.com/energy
Industrial	www.ti.com/industrial
Medical	www.ti.com/medical
Security	www.ti.com/security
Space, Avionics and Defense	www.ti.com/space-avionics-defense
Video and Imaging	www.ti.com/video

TI E2E Community

e2e.ti.com