

Third-Party Network signature usage guidelines



These guidelines were created specifically for the Third-Party Network business entity signature. Included are guidelines for how and when to use the signature on different types of digital applications, collateral and other use cases. Any business or other organization wishing to use the Third-Party Network signature can download the files from [Brand tools and resources](#).

(User name: bug Password: spray)

- The Third-Party Network signature should always be used in conjunction with the TI logo. The aspect ratio between the TI Logo and the Third-Party Network line should not be adjusted or scaled. It is preset to the correct proportion.
- The proper clear space must be maintained around the entire signature when used either within text or other graphical compositions.
- The colors of the Third-Party Network signature can not be altered in any way and the exact mix must be maintained. There is a two-color option of red and black, a one-color option of black, and a one-color reversed option.



One color: 100% Black



Reversed



Clear space

We have established minimum sizes for the Third-Party Network signature. These are the smallest sizes at which the signature may be reproduced on any application.

For print applications, the Third-Party Network signature should never appear smaller than 1-inch wide. The horizontal version should never appear smaller than 1.75-inch wide.

For electronic applications, the Third-Party Network signature should never appear smaller than 100-pixels wide. The horizontal version should never appear smaller than 150-pixels wide.

Clear space in the Third-Party Network signature is measured by the height of the "T" in "Texas," shown here as X. The minimum clear space must always be 1X on all sides of the signature. Whenever possible, the amount of clear space should be greater than 1X.

Signature: Red (100M, 100Y or Pantone 485)

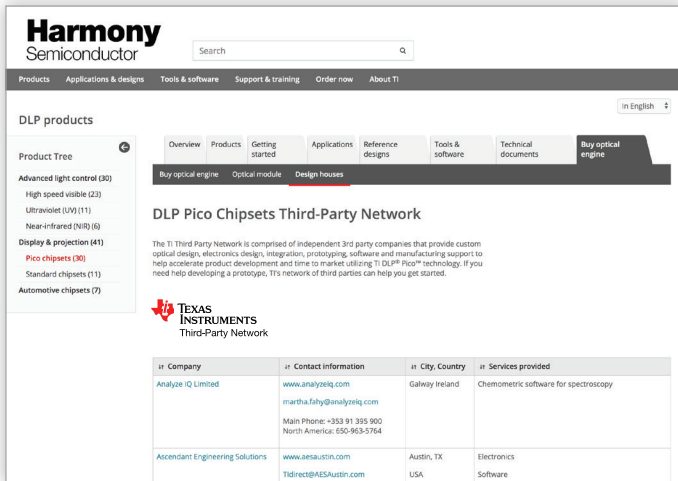
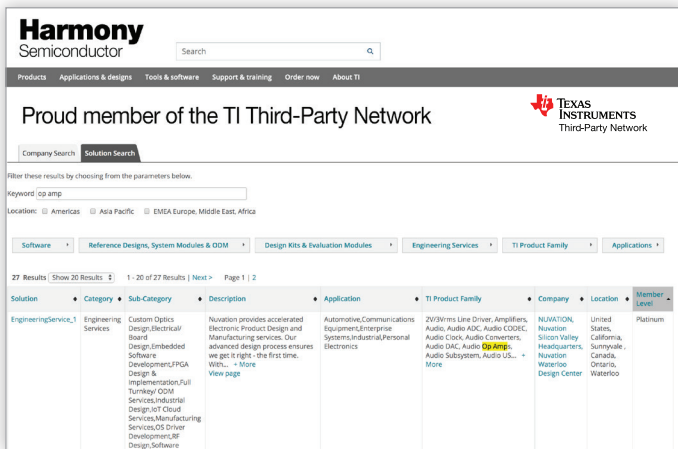
Text: 100% Black



Two color: Red: 100M, 100Y, Black, 100%

Third-Party Network signature usage guidelines

DO




DO NOT



Do not shrink or stretch the signature

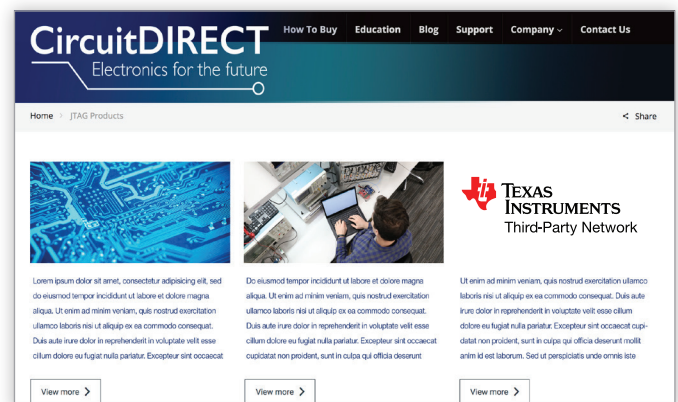


Do not mix or use different colors



Do not change 'Third' to '3rd', always write as Third-Party Network

Use the signature on pages that specifically contain information about Third-Party Network



Do not use the icon in an environment that does not pertain to Third-Party Network

The platform bar is a trademark of Texas Instruments. All other trademarks are the property of their respective owners.

IMPORTANT NOTICE AND DISCLAIMER

TI PROVIDES TECHNICAL AND RELIABILITY DATA (INCLUDING DATASHEETS), DESIGN RESOURCES (INCLUDING REFERENCE DESIGNS), APPLICATION OR OTHER DESIGN ADVICE, WEB TOOLS, SAFETY INFORMATION, AND OTHER RESOURCES "AS IS" AND WITH ALL FAULTS, AND DISCLAIMS ALL WARRANTIES, EXPRESS AND IMPLIED, INCLUDING WITHOUT LIMITATION ANY IMPLIED WARRANTIES OF MERCHANTABILITY, FITNESS FOR A PARTICULAR PURPOSE OR NON-INFRINGEMENT OF THIRD PARTY INTELLECTUAL PROPERTY RIGHTS.

These resources are intended for skilled developers designing with TI products. You are solely responsible for (1) selecting the appropriate TI products for your application, (2) designing, validating and testing your application, and (3) ensuring your application meets applicable standards, and any other safety, security, or other requirements. These resources are subject to change without notice. TI grants you permission to use these resources only for development of an application that uses the TI products described in the resource. Other reproduction and display of these resources is prohibited. No license is granted to any other TI intellectual property right or to any third party intellectual property right. TI disclaims responsibility for, and you will fully indemnify TI and its representatives against, any claims, damages, costs, losses, and liabilities arising out of your use of these resources.

TI's products are provided subject to TI's Terms of Sale (www.ti.com/legal/termsofsale.html) or other applicable terms available either on ti.com or provided in conjunction with such TI products. TI's provision of these resources does not expand or otherwise alter TI's applicable warranties or warranty disclaimers for TI products.

Mailing Address: Texas Instruments, Post Office Box 655303, Dallas, Texas 75265
Copyright © 2019, Texas Instruments Incorporated