Radiation Report

TPS7H1302-SP Total Ionizing Dose (TID) Report

Abstract

This report discusses the total ionizing dose (TID) parametric results for the Texas Instruments TPS71302-SP, 3V to 6.3V input, 400mA, fixed -1.8V output radiation hardened switched capacitor voltage inverter with integrated low dropout regulator. The study was done to determine the TID effects under high dose rate (HDR) up to 100krad(Si). The results show that all samples passed within the specified limits up to 100krad(Si).

Table of Contents

1 Device Information 2
1.1 Product Description 2
1.2 Device Details 2
2 Total Dose Test Setup 3
2.1 Test Overview 3
2.2 Test Description and Facilities 3
2.3 Test Setup Details 3
2.4 Test Configuration and Condition 4
3 TID Characterization Test Results 5
3.1 TID Characterization Summary Results 5
4 Applicable and Reference Documents 7
4.1 Applicable Documents 7
4.2 Reference Documents 7
A Appendix: HDR TID Report Data 8
B Revision History 9

List of Figures

Figure 2-1. Bias Diagram Used in TID Exposure 3

List of Tables

Table 1-1. Device and Exposure Details 2
Table 2-1. HDR: 3krad(Si), 10krad(Si), 30krad(Si), 50krad(Si) and 100krad(Si) Biased Device Information 4
Table 2-2. HDR: 3krad(Si), 10krad(Si), 30krad(Si), 50krad (Si) and 100krad (Si) Unbiased Device Information 4
Table 3-1. Specification Compliance Matrix 5

Trademarks

Gammacell® is a registered trademark of MDS Nordion Inc..
All trademarks are the property of their respective owners.

Copyright © 2026 Texas Instruments Incorporated

1 Device Information

1.1 Product Description

The TPS7H1302-SP is a charge pump positive-to-negative voltage inverters with an integrated negative low dropout regulator (LDO). The device accepts a positive input supply voltage range of 3V to 6.3V and deliver up to 400mA of output current, with integrated enable and power-good functionality.

The TPS7H1302 delivers a fixed –1.8V output voltage with a 1MHz (typical) charge pump switching frequency. By eliminating the need for external feedback resistors, the TPS7H1302 reduces both external component count and overall solution size.

The TPS7H1302-SP is packaged in a 14-pin HBL ceramic flat package. A standard microcircuit drawing (SMD) is 5962R2421502VXC.

1.2 Device Details

Table 1-1 lists the device information used in this TID HDR characterization.

Table 1-1. Device and Exposure Details

TID Exposure Details	
TI Device	TPS7H1302-SP
TI Part Name	5962R2421502VXC
Package	14-pin HBL (CFP)
Technology	LBC7
Quantity Tested	50
Lot Accept/Reject	Passed up to 100krad(Si)
HDR Radiation Facility	Texas Instruments, Dallas, TX
HDR Dose Level	3krad(Si), 10krad(Si), 30krad(Si), 50krad(Si) and 100krad(Si)
HDR Dose Rate	138.71rads(Si)/s
HDR Radiation Source	Gammacell® (Hopewell, GR420) Co-60
Irradiation Temperature	Ambient room temperature

Copyright © 2026 Texas Instruments Incorporated

2 Total Dose Test Setup

2.1 Test Overview

The TPS7H1302-SP was tested according to MIL-STD-883, Test Method 1019.9. For this testing, condition A was used. The product was irradiated up to the target radiation level, and then put through full electrical parametric testing on the production automated test equipment (ATE). All devices remained functional passing all parametric test limits.

2.2 Test Description and Facilities

The TPS7H1302-SP HDR exposure was performed on biased and unbiased devices in a Co-60 gamma cell at the TI facility in Dallas, Texas. The unattenuated dose rate of this cell is 138.71rads(Si)/s. After exposure, the devices were packed in dry ice (per MIL-STD-883 Method 1019.9 section 3.10) and full post-radiation electrical evaluation using Texas Instruments ATE was conducted. ATE test limits are set per datasheet electrical limits based on qualification and characterization data. Post-radiation measurements were taken within 30 minutes of removing the devices from the dry ice container. The devices were allowed to reach room temperature prior to electrical post-radiation measurements.

2.3 Test Setup Details

The devices under HDR exposure were tested in two conditions (biased and unbiased) as described in the following sections.

2.3.1 Unbiased

For the unbiased HDR conditions, the exposure was performed with all pins grounded.

2.3.2 Biased

Figure 2-1 shows the diagram for HDR exposure with biased condition.

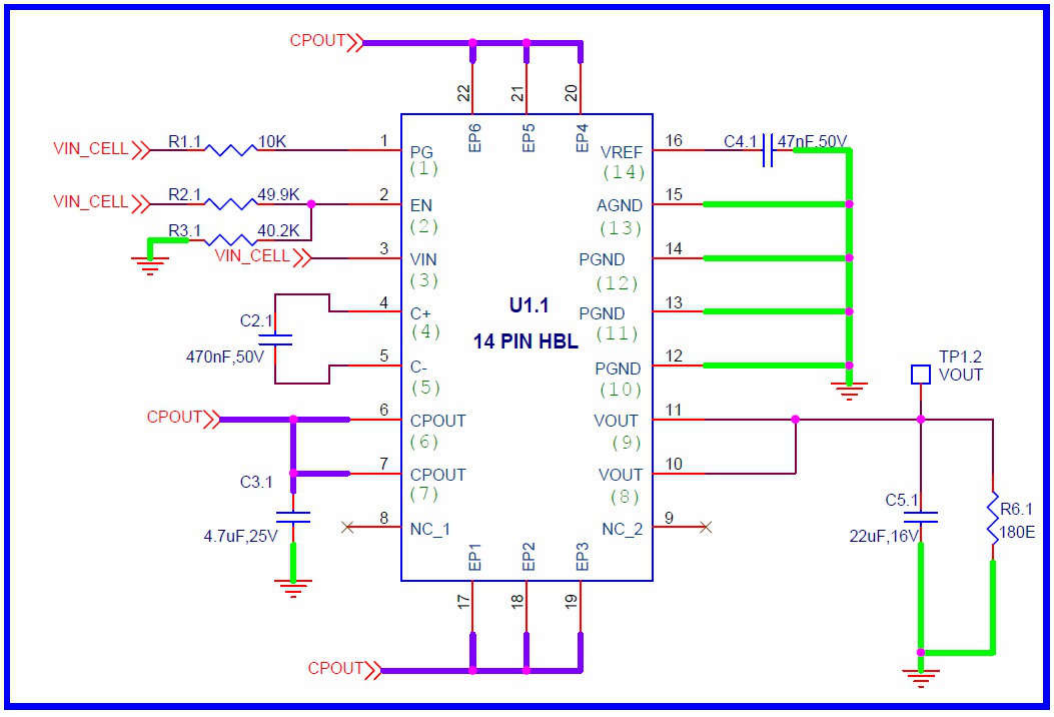

Figure 2-1. Bias Diagram Used in TID Exposure

Copyright © 2026 Texas Instruments Incorporated

2.4 Test Configuration and Condition

HDR devices were stressed at 30krad(Si), 50krad(Si) and 100krad(Si) for biased and unbiased conditions.

Table 2-1. HDR: 3krad(Si), 10krad(Si), 30krad(Si), 50krad(Si) and 100krad(Si) Biased Device Information

Total Samples: 25				
Exposure Levels				
3krad(Si)	10krad(Si)	30krad(Si)	50krad(Si)	100krad(Si)
15, 16, 17, 18, 19	25, 26, 27, 28, 29	35, 36, 37, 38, 39	45, 46, 47, 48, 49	55, 56, 57, 58, 59

Table 2-2. HDR: 3krad(Si), 10krad(Si), 30krad(Si), 50krad (Si) and 100krad (Si) Unbiased Device Information

Total Samples: 25				
Exposure Levels				
3krad(Si)	10krad(Si)	30krad(Si)	50krad(Si)	100krad(Si)
10, 11, 12, 13, 14	20, 21, 22, 23, 24	30, 31, 32, 33, 34	40, 41, 42, 43, 44	50, 51, 52, 53, 54

Copyright © 2026 Texas Instruments Incorporated

3 TID Characterization Test Results

3.1 TID Characterization Summary Results

The parametric data for the TPS7H1302-SP passes up to 100krad(Si) HDR TID irradiation. The drifts of the electrical parameters through HDR were within the datasheet limits.

Overall, the TPS7H1302-SP showed a strong degree of hardness to HDR TID irradiation up to 100krad(Si) for both biased and unbiased exposure conditions. The measurements taken post-irradiation for each sample set showed a marginal shift for most parameters at each dose level for both biased and unbiased. The parameters that showed a greater degree of change between pre- and post-irradiation were still within the electrical performance characteristics specified in the data sheet electrical parameters. See *TPS7H130X-SP 3V to 6.3V Input, 400mA, -6V to -0.6V Radiation Hardened Switched Capacitor Voltage Inverter with Integrated Low Dropout Regulator* for the data sheet electrical parameters and associated tests.

See Appendix A for the HDR report up to 100krad(Si).

Over 3V ≤ V_{IN} ≤ 6.3V, $V_{OUT\ (set)}$ = –1.8V, I_{OUT} = 10mA, C_{REF} = 47nF, over operating temperature range (T_A = –55°C to 125°C); unless otherwise specified in the Test Conditions column. Typical values are at T_A = 25°C, unless otherwise noted; includes RLAT at T_A = 25°C.

Table 3-1. Specification Compliance Matrix

PARAMETER		TEST CONDITIONS		MIN	TYP	MAX	UNIT	Test No
POWER SUPPLIES and CURRENTS								
I_Q	Quiescent Current	I_{OUT} = 0A, V_{EN} = 7V			12	48	mA	31.2, 31.4 205.2, 205.4
I_{SHDN}	Shutdown Current	V_{EN} = 0V, I_{OUT} = 0A			0.8	1.5	mA	31.1, 31.3, 205.1, 205.3
ENABLE								
$V_{EN(rising)}$	Enable rising threshold (turn-on)			0.57	0.6	0.625	V	65.2, 65.6, 65.10
$V_{EN(falling)}$	Enable falling threshold (turn-off)			0.445	0.5	0.555	V	65.3, 65.7, 65.11
$t_{EN(delay)}$	EN propagation delay,	EN high to PG high at V_{IN} = 5V, V_{OUT} = -1.8V			14	18	ms	65.4, 65.8, 65.12
$I_{EN(LKG)}$	Enable leakage current	V_{EN} = 7V			25	330	nA	65.1, 65.5, 65.9
POWER GOOD								
$V_{PG(rise)}$	Power good rising threshold as a percent of V_{OUT}	SR V_{OUT} = 10V/s		91.8%	94.8%	98.05%		71.2, 71.5,
$V_{PG(fall)}$	Power good falling threshold as a percent of V_{OUT}	SR V_{OUT} = 10V/s		86.25%	90%	94.1%		71.3, 71.6
$V_{PG(OL)}$	Power good output low	$I_{PG(SINK)}$ = 2mA			90	190	mV	70.3, 70.4
$V_{IN(MIN_PG)}$	Minimum V_{IN} for valid PG (V_{PG} < 0.5V)	$I_{PG(sink)}$ = 0.5mA			0.8	1	V	71.1
$I_{PG(LKG)}$	Power good leakage	V_{PG} = 7V, V_{OUT} = -1.8V			0.05	2	µA	70.1, 70.2
CHARGE PUMP								
f_{SW}	Switching frequency			800	1000	1200	kHz	35.1 to 35.6
$R_{DS(ON1)}$	Switch array MOSFET1 drain source resistance	I_{RDSON} = 100mA, V_{IN} = 5V			300	480	mΩ	40.2
$R_{DS(ON2)}$	Switch array MOSFET2 drain source resistance				175	345		40.5
$R_{DS(ON3)}$	Switch array MOSFET3 drain source resistance				235	300		40.3
$R_{DS(ON4)}$	Switch array MOSFET4 drain source resistance				220	370		40.6
DROPOUT								
I_{DO}	Dropout current	$V_{OUT(set)}$ = -1.8V, $I_{OUT(meas.)}$ = 98% × $V_{OUT(NOM)}$	V_{IN} = 3V	75	125		mA	44.1
			V_{IN} = 3.3V	100	150			44.2
			V_{IN} = 4.0V	200	300			44.3
		$V_{OUT(set)}$ = -1.8V, $I_{OUT(meas.)}$ = 97% × $V_{OUT(NOM)}$	V_{IN} = 5.0V	400				44.4
			V_{IN} = 6.0V	400				44.5

Copyright © 2026 Texas Instruments Incorporated

Table 3-1. Specification Compliance Matrix (continued)

PARAMETER		TEST CONDITIONS		MIN	TYP	MAX	UNIT	Test No
ACCURACY								
V_{ACC}	Output voltage accuracy	$-5V \le V_{OUT} \le V_{CP(OUT)} - V_{DO}$ $1mA \le IOUT \le 250mA$		-1.5%		1.5%		50.1 - 50.4, 50.6
		400mA		-1.5%		2.0%		50.5, 50.7
$\Delta V_{OUT}/\Delta V_{IN}$	Line regulation	$3.3V \le V_{IN} \le 6.3V$	$\Delta V = 3V$ $I_{OUT} = 150mA$		100	1300	µV/V	55.1, 55.2
$\Delta V_{OUT}/\Delta I_{OUT}$	Load regulation	$10mA \le I_{OUT} \le 400mA$ $V_{IN} = 5V$, $V_{OUT} = -1.8V$			24	90	mV/A	55.3
V_{REF}				-0.610	-0.6	-0.593	V	30.1, 30.2, 30.3

Copyright © 2026 Texas Instruments Incorporated

4 Applicable and Reference Documents

4.1 Applicable Documents

- Texas Instruments, *TPS7H130X-SP 3V to 6.3V Input, 400mA, -6V to -0.6V Radiation Hardend Switched Capacitor Voltage Inverter with Integrated Low Dropout Regulator* datasheet

4.2 Reference Documents

Texas Instruments total ionizing dose radiation (total dose) test procedure follows the standards put forth in MIL-STD-883 TM 1019. The document can be found at the DLA website.

Copyright © 2026 Texas Instruments Incorporated

A Appendix: HDR TID Report Data

This appendix contains the HDR TID report data.

Copyright © 2026 Texas Instruments Incorporated

Device Test: 31.2 SUPPLY_CURRENT|PRE/VIN/QUIESCENT///3/@IQ_VIN_1302

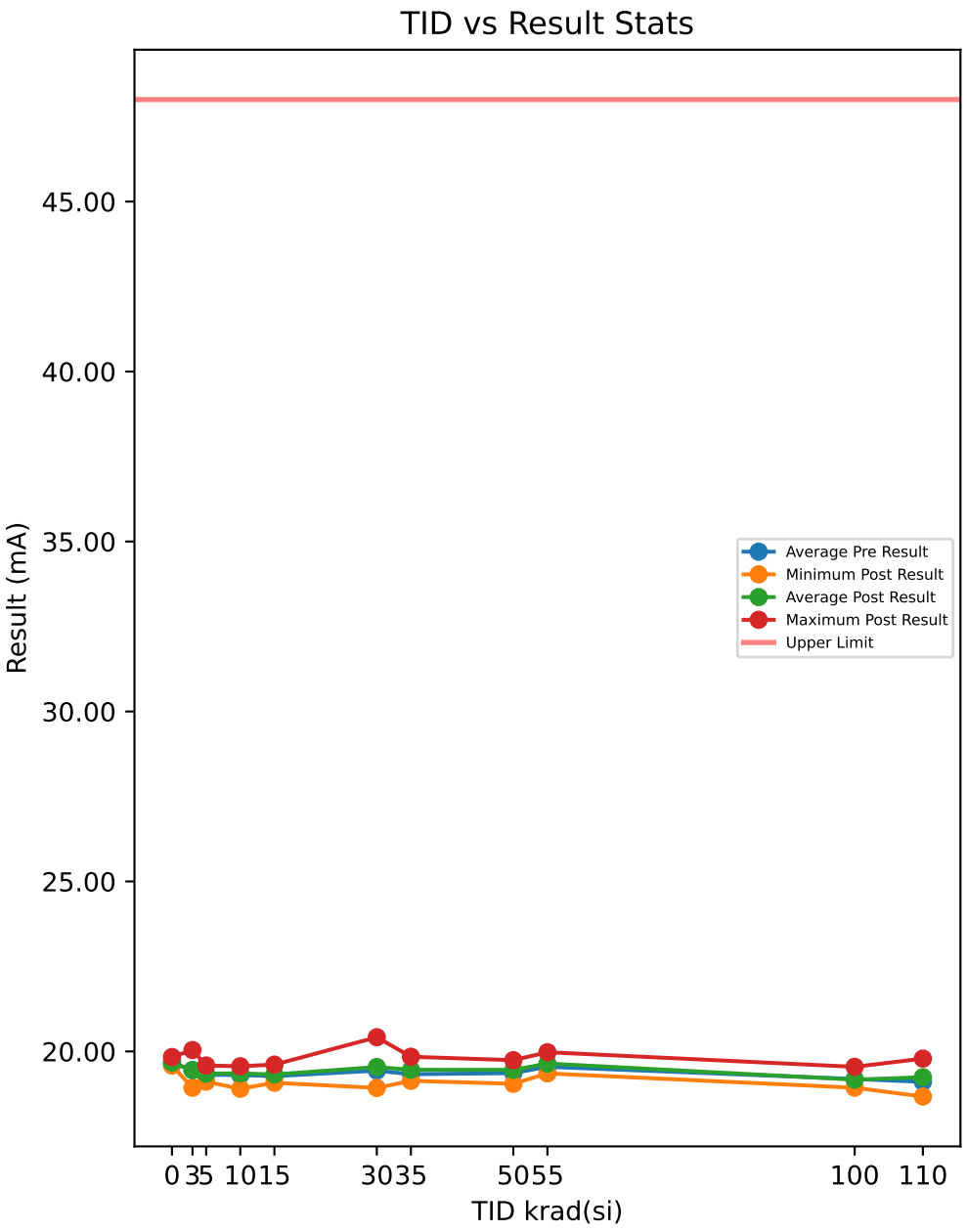

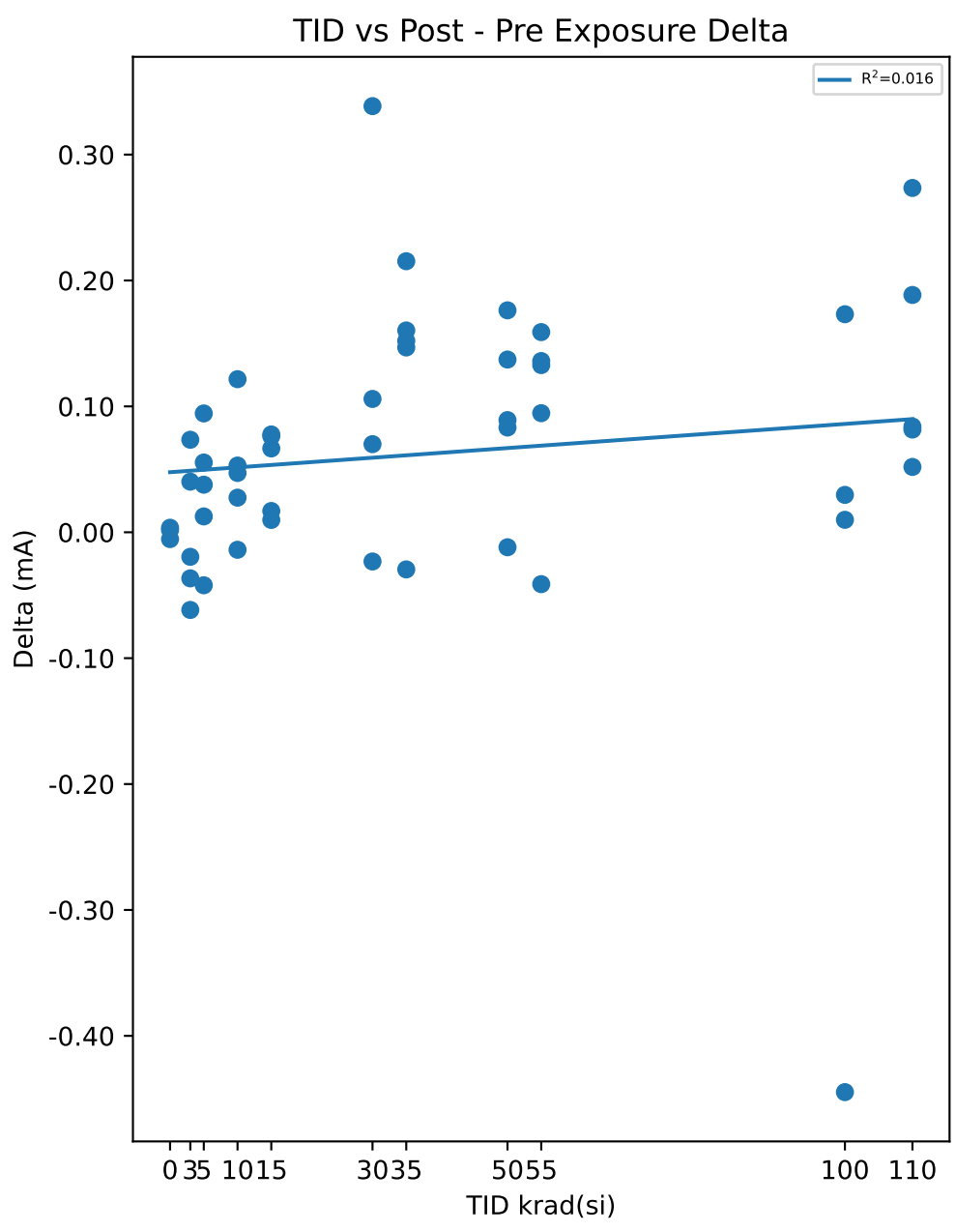

Test Results (Upper Limit = 48.0 (mA))

Serial #	krad(si)	Exposure Conditions	Pre Result	Post Result	Delta
1	0	CU1	19.583	19.585	0.0018
2	0	CU2	19.841	19.835	-0.0054
3	0	CU3	19.586	19.59	0.0036
10	3	3krad Unbiased	19.59	19.571	-0.0195
11	3	3krad Unbiased	18.891	18.931	0.0402
12	3	3krad Unbiased	20.102	20.04	-0.0617
13	3	3krad Unbiased	19.37	19.444	0.0735
14	3	3krad Unbiased	19.296	19.26	-0.0366
15	5	3krad Biased	19.202	19.24	0.0378
16	5	3krad Biased	19.573	19.586	0.0126
17	5	3krad Biased	19.055	19.11	0.0554
18	5	3krad Biased	19.46	19.555	0.0944
19	5	3krad Biased	19.284	19.242	-0.0421
20	10	10krad Unbiased	19.293	19.34	0.0471
21	10	10krad Unbiased	19.513	19.499	-0.0139
22	10	10krad Unbiased	19.511	19.564	0.053
23	10	10krad Unbiased	19.339	19.461	0.1216
24	10	10krad Unbiased	18.875	18.902	0.0275
25	15	10krad Biased	19.012	19.078	0.0666
26	15	10krad Biased	19.275	19.292	0.0169
27	15	10krad Biased	19.166	19.243	0.0777
28	15	10krad Biased	19.602	19.612	0.0098
29	15	10krad Biased	19.31	19.387	0.0763
30	30	30krad Unbiased	19.468	19.574	0.1059
31	30	30krad Unbiased	20.079	20.418	0.3385
32	30	30krad Unbiased	19.179	19.249	0.07
33	30	30krad Unbiased	18.95	18.926	-0.0232
34	30	30krad Unbiased	19.495		
35	35	30krad Biased	19.171	19.141	-0.0295
36	35	30krad Biased	19.656	19.803	0.1468
37	35	30krad Biased	18.921	19.136	0.2153
38	35	30krad Biased	19.692	19.844	0.1521
39	35	30krad Biased	19.212	19.373	0.1603
40	50	50krad Unbiased	18.871	19.047	0.1763
41	50	50krad Unbiased	19.529	19.666	0.1372
42	50	50krad Unbiased	19.754	19.742	-0.0119
43	50	50krad Unbiased	19.341	19.424	0.0832
44	50	50krad Unbiased	19.316	19.405	0.0891
45	55	50krad Biased	19.222	19.355	0.1328
46	55	50krad Biased	19.694	19.83	0.136
47	55	50krad Biased	20.018	19.977	-0.0412
48	55	50krad Biased	19.251	19.41	0.159
49	55	50krad Biased	19.552	19.647	0.0946
50	100	100krad Unbiased	19.033		
51	100	100krad Unbiased	19.669	19.224	-0.4447
52	100	100krad Unbiased	19.537	19.547	0.0099
53	100	100krad Unbiased	18.903	18.932	0.0297
54	100	100krad Unbiased	18.804	18.977	0.1732
55	110	100krad Biased	18.978	19.167	0.1885
56	110	100krad Biased	19.32	19.372	0.0519
57	110	100krad Biased	18.591	18.673	0.0816
58	110	100krad Biased	18.934	19.208	0.2735
59	110	100krad Biased	19.705	19.789	0.084

Test Statistics (mA)

krad(si)	Pre Exposure Min	Pre Exposure Avg	Pre Exposure Max	Pre Exposure Std	Post Exposure Min	Post Exposure Avg	Post Exposure Max	Post Exposure Std	Min Delta	Avg Delta	Max Delta	Std Delta
0	19.583	19.67	19.841	0.14792	19.585	19.67	19.835	0.14326	-0.0054	0	0.0036	0.0047624
3	18.891	19.45	20.102	0.44346	18.931	19.449	20.04	0.40863	-0.0617	-0.00082	0.0735	0.055995
5	19.055	19.315	19.573	0.20567	19.11	19.347	19.586	0.21139	-0.0421	0.03162	0.0944	0.050846
10	18.875	19.306	19.513	0.26087	18.902	19.353	19.564	0.265	-0.0139	0.04706	0.1216	0.049219
15	19.012	19.273	19.602	0.2177	19.078	19.322	19.612	0.19671	0.0098	0.04946	0.0777	0.033334
30	18.95	19.434	20.079	0.42464	18.926	19.542	20.418	0.64115	-0.0232	0.1228	0.3385	0.15375
35	18.921	19.33	19.692	0.33298	19.136	19.459	19.844	0.34597	-0.0295	0.129	0.2153	0.092736
50	18.871	19.362	19.754	0.32629	19.047	19.457	19.742	0.2726	-0.0119	0.09478	0.1763	0.070696
55	19.222	19.547	20.018	0.33054	19.355	19.644	19.977	0.26647	-0.0412	0.09624	0.159	0.080232
100	18.804	19.189	19.669	0.38909	18.932	19.17	19.547	0.28193	-0.4447	-0.057975	0.1732	0.26789
110	18.591	19.106	19.705	0.42273	18.673	19.242	19.789	0.40196	0.0519	0.1359	0.2735	0.092734

Device Test: 31.4 SUPPLY_CURRENT|PRE/VIN/QUIESCENT///6.3/@IQ_VIN_1302

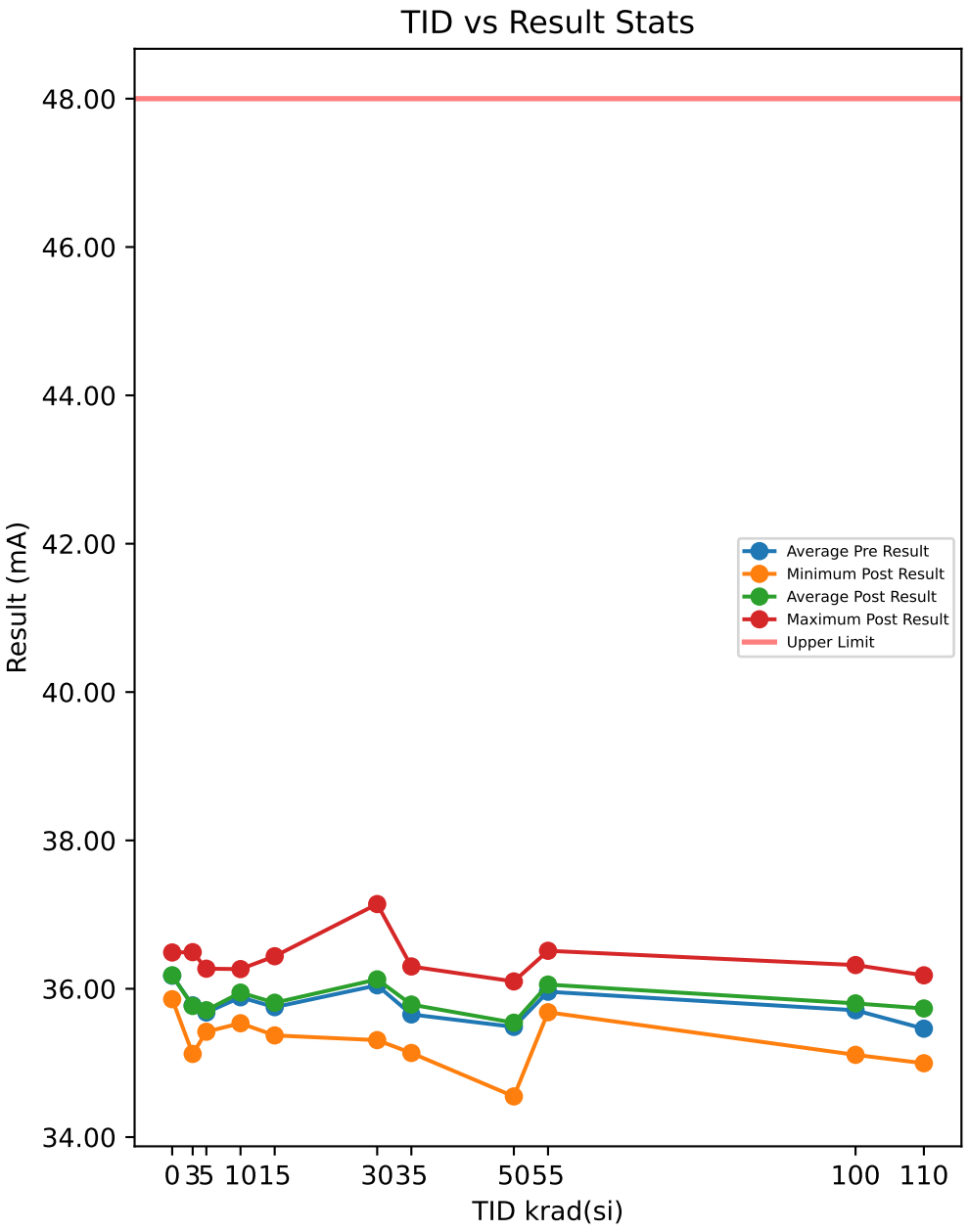

Test Results (Upper Limit = 48.0 (mA))

Serial #	krad(si)	Exposure Conditions	Pre Result	Post Result	Delta
1	0	CU1	36.192	36.196	0.0044
2	0	CU2	36.482	36.489	0.0069
3	0	CU3	35.853	35.859	0.0057
10	3	3krad Unbiased	36.017	35.99	-0.0269
11	3	3krad Unbiased	35.099	35.121	0.022
12	3	3krad Unbiased	36.566	36.493	-0.0726
13	3	3krad Unbiased	35.949	36.044	0.0953
14	3	3krad Unbiased	35.25	35.192	-0.0582
15	5	3krad Biased	35.455	35.495	0.04
16	5	3krad Biased	36.253	36.27	0.0174
17	5	3krad Biased	35.36	35.421	0.0602
18	5	3krad Biased	35.515	35.617	0.1019
19	5	3krad Biased	35.813	35.75	-0.063
20	10	10krad Unbiased	35.737	35.811	0.0733
21	10	10krad Unbiased	35.961	35.958	-0.003
22	10	10krad Unbiased	36.097	36.172	0.0757
23	10	10krad Unbiased	36.137	36.265	0.1285
24	10	10krad Unbiased	35.493	35.535	0.0419
25	15	10krad Biased	35.317	35.371	0.0537
26	15	10krad Biased	35.782	35.825	0.0431
27	15	10krad Biased	35.833	35.929	0.0965
28	15	10krad Biased	36.411	36.438	0.0275
29	15	10krad Biased	35.417	35.494	0.0778
30	30	30krad Unbiased	35.973	36.144	0.1713
31	30	30krad Unbiased	36.883	37.142	0.2595
32	30	30krad Unbiased	35.816	35.912	0.0962
33	30	30krad Unbiased	35.35	35.307	-0.0426
34	30	30krad Unbiased	36.211		
35	35	30krad Biased	35.757	35.732	-0.0255
36	35	30krad Biased	36.143	36.3	0.1577
37	35	30krad Biased	34.957	35.134	0.1775
38	35	30krad Biased	35.769	35.907	0.1379
39	35	30krad Biased	35.645	35.861	0.2166
40	50	50krad Unbiased	34.488	34.548	0.06
41	50	50krad Unbiased	35.545	35.699	0.1539
42	50	50krad Unbiased	35.741	35.639	-0.1022
43	50	50krad Unbiased	35.605	35.726	0.1208
44	50	50krad Unbiased	36.048	36.099	0.0504
45	55	50krad Biased	35.607	35.683	0.0759
46	55	50krad Biased	36.368	36.512	0.1436
47	55	50krad Biased	36.52	36.46	-0.0598
48	55	50krad Biased	35.494	35.762	0.2675
49	55	50krad Biased	35.811	35.865	0.0536
50	100	100krad Unbiased	35.707		
51	100	100krad Unbiased	36.55	36.319	-0.2301
52	100	100krad Unbiased	36.133	36.314	0.1809
53	100	100krad Unbiased	35.108	35.109	0.0008
54	100	100krad Unbiased	35.051	35.468	0.4179
55	110	100krad Biased	35.155	35.532	0.3769
56	110	100krad Biased	35.764	35.903	0.1387
57	110	100krad Biased	34.778	34.996	0.2176
58	110	100krad Biased	35.557	36.058	0.5012
59	110	100krad Biased	36.054	36.181	0.1269

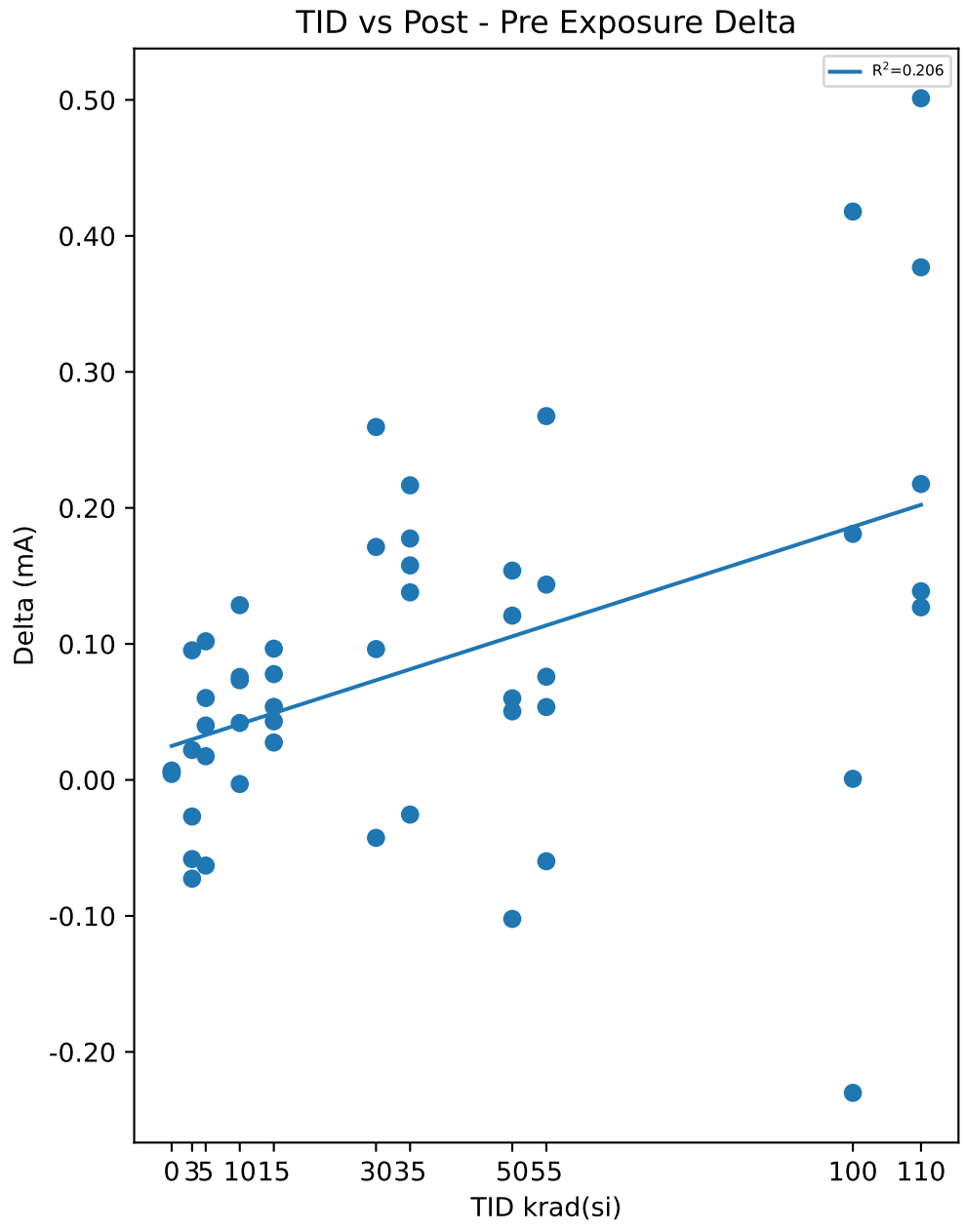

Test Statistics (mA)

krad(si)	Pre Exposure Min	Pre Exposure Avg	Pre Exposure Max	Pre Exposure Std	Post Exposure Min	Post Exposure Avg	Post Exposure Max	Post Exposure Std	Min Delta	Avg Delta	Max Delta	Std Delta
0	35.853	36.176	36.482	0.3148	35.859	36.181	36.489	0.31536	0.0044	0.0056667	0.0069	0.0012503
3	35.099	35.776	36.566	0.60126	35.121	35.768	36.493	0.59189	-0.0726	-0.00808	0.0953	0.06823
5	35.36	35.679	36.253	0.36274	35.421	35.711	36.27	0.33709	-0.063	0.0313	0.1019	0.061198
10	35.493	35.885	36.137	0.26892	35.535	35.948	36.265	0.29176	-0.003	0.06328	0.1285	0.04837
15	35.317	35.752	36.411	0.43095	35.371	35.812	36.438	0.41877	0.0275	0.05972	0.0965	0.027524
30	35.35	36.046	36.883	0.56335	35.307	36.126	37.142	0.76337	-0.0426	0.1211	0.2595	0.12792
35	34.957	35.654	36.143	0.4327	35.134	35.787	36.3	0.42209	-0.0255	0.13284	0.2166	0.093174
50	34.488	35.486	36.048	0.59042	34.548	35.542	36.099	0.58423	-0.1022	0.05658	0.1539	0.09856
55	35.494	35.96	36.52	0.45935	35.683	36.056	36.512	0.39799	-0.0598	0.09616	0.2675	0.12057
100	35.051	35.71	36.55	0.64822	35.109	35.803	36.319	0.61136	-0.2301	0.092375	0.4179	0.27458
110	34.778	35.462	36.054	0.5033	34.996	35.734	36.181	0.47951	0.1269	0.27226	0.5012	0.16226

Device Test: 205.2 SUPPLY_CURRENT|POST/VIN/QUIESCENT///3/@IQ_VIN_1302

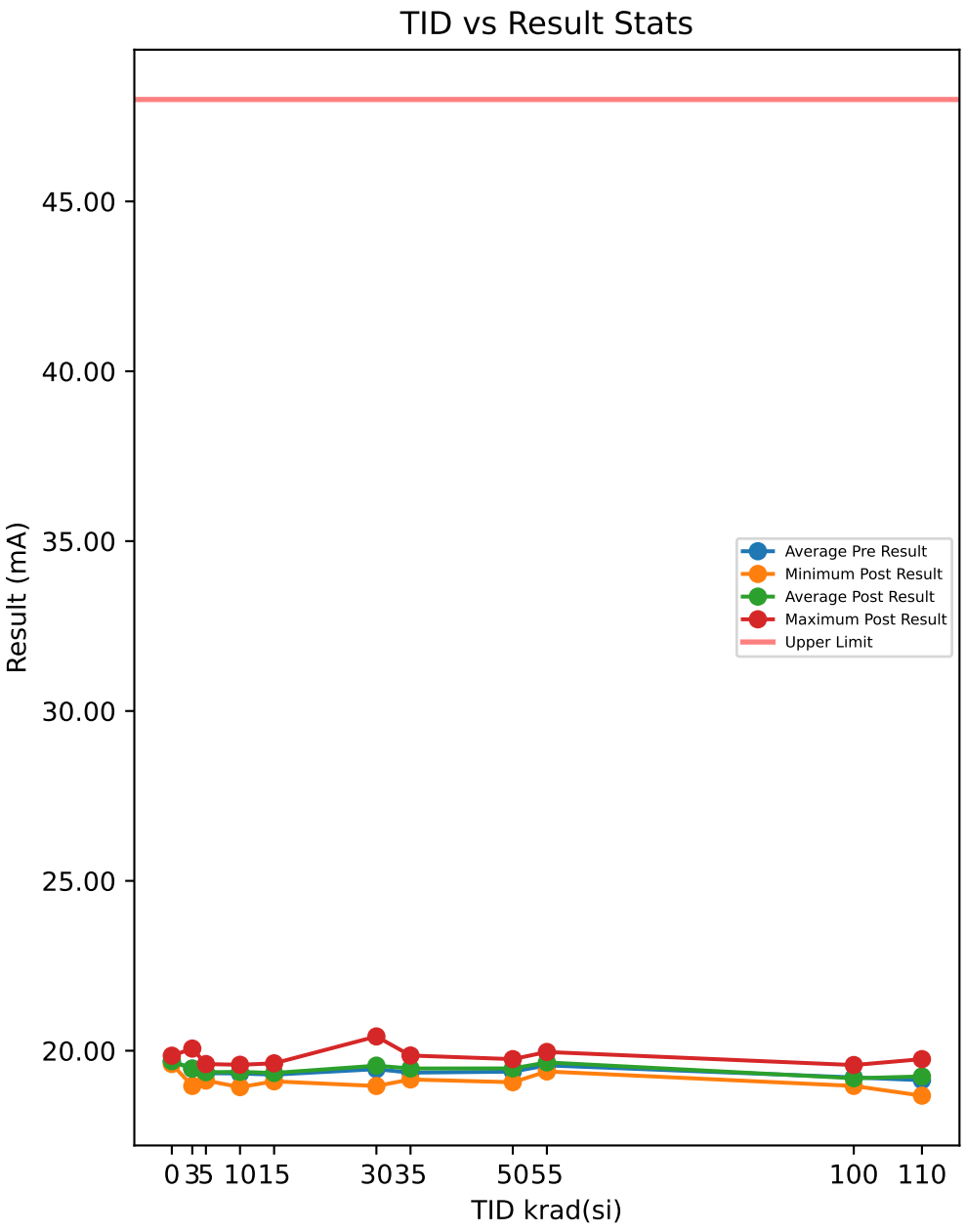

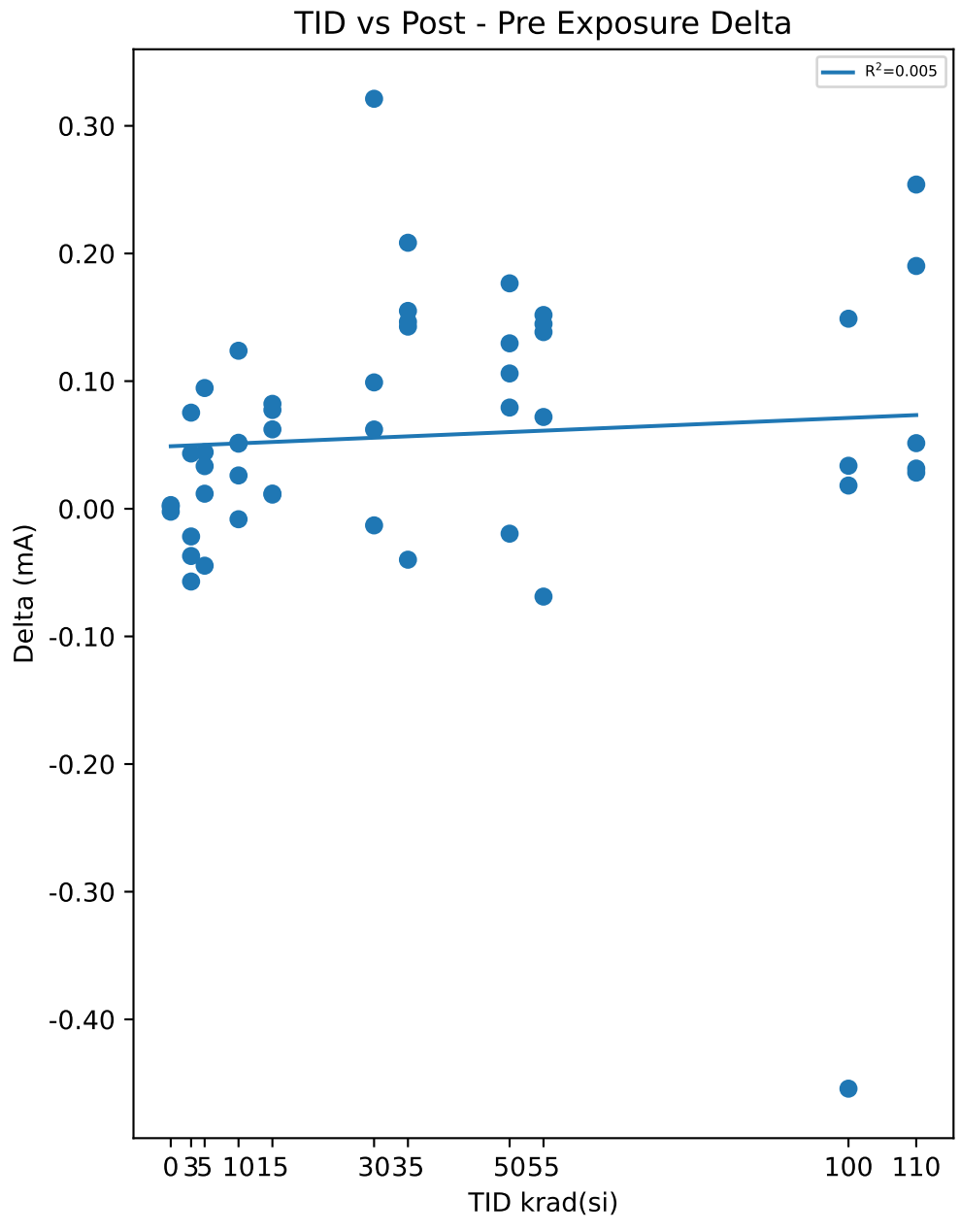

Test Results (Upper Limit = 48.0 (mA))

Serial #	krad(si)	Exposure Conditions	Pre Result	Post Result	Delta
1	0	CU1	19.607	19.608	0.0017
2	0	CU2	19.856	19.854	-0.0023
3	0	CU3	19.609	19.612	0.0029
10	3	3krad Unbiased	19.612	19.59	-0.0217
11	3	3krad Unbiased	18.92	18.964	0.0433
12	3	3krad Unbiased	20.12	20.063	-0.057
13	3	3krad Unbiased	19.392	19.467	0.0753
14	3	3krad Unbiased	19.312	19.275	-0.037
15	5	3krad Biased	19.23	19.263	0.0334
16	5	3krad Biased	19.596	19.608	0.0118
17	5	3krad Biased	19.077	19.122	0.0443
18	5	3krad Biased	19.483	19.578	0.0946
19	5	3krad Biased	19.311	19.267	-0.0446
20	10	10krad Unbiased	19.318	19.369	0.051
21	10	10krad Unbiased	19.533	19.524	-0.0082
22	10	10krad Unbiased	19.535	19.587	0.0517
23	10	10krad Unbiased	19.357	19.481	0.1238
24	10	10krad Unbiased	18.903	18.929	0.0261
25	15	10krad Biased	19.037	19.099	0.0622
26	15	10krad Biased	19.295	19.307	0.0119
27	15	10krad Biased	19.194	19.276	0.0822
28	15	10krad Biased	19.618	19.629	0.0111
29	15	10krad Biased	19.336	19.414	0.0774
30	30	30krad Unbiased	19.492	19.591	0.099
31	30	30krad Unbiased	20.099	20.421	0.3212
32	30	30krad Unbiased	19.208	19.27	0.0621
33	30	30krad Unbiased	18.975	18.962	-0.013
34	30	30krad Unbiased	19.515		
35	35	30krad Biased	19.194	19.155	-0.0399
36	35	30krad Biased	19.681	19.824	0.1427
37	35	30krad Biased	18.95	19.159	0.2084
38	35	30krad Biased	19.713	19.859	0.1465
39	35	30krad Biased	19.235	19.39	0.155
40	50	50krad Unbiased	18.896	19.072	0.1766
41	50	50krad Unbiased	19.554	19.683	0.1296
42	50	50krad Unbiased	19.772	19.753	-0.0195
43	50	50krad Unbiased	19.369	19.448	0.0793
44	50	50krad Unbiased	19.335	19.441	0.106
45	55	50krad Biased	19.245	19.39	0.1448
46	55	50krad Biased	19.713	19.852	0.1384
47	55	50krad Biased	20.032	19.963	-0.0688
48	55	50krad Biased	19.277	19.429	0.1518
49	55	50krad Biased	19.577	19.649	0.0719
50	100	100krad Unbiased	19.058		
51	100	100krad Unbiased	19.687	19.233	-0.4543
52	100	100krad Unbiased	19.561	19.579	0.0182
53	100	100krad Unbiased	18.93	18.964	0.0337
54	100	100krad Unbiased	18.835	18.984	0.1489
55	110	100krad Biased	19.005	19.196	0.1902
56	110	100krad Biased	19.341	19.373	0.0315
57	110	100krad Biased	18.626	18.677	0.0514
58	110	100krad Biased	18.964	19.218	0.254
59	110	100krad Biased	19.724	19.753	0.0283

Test Statistics (mA)

krad(si)	Pre Exposure Min	Pre Exposure Avg	Pre Exposure Max	Pre Exposure Std	Post Exposure Min	Post Exposure Avg	Post Exposure Max	Post Exposure Std	Min Delta	Avg Delta	Max Delta	Std Delta
0	19.607	19.691	19.856	0.14345	19.608	19.691	19.854	0.1408	-0.0023	0.00076667	0.0029	0.0027227
3	18.92	19.471	20.12	0.44046	18.964	19.472	20.063	0.40639	-0.057	0.00058	0.0753	0.056197
5	19.077	19.339	19.596	0.20501	19.122	19.367	19.608	0.21425	-0.0446	0.0279	0.0946	0.050655
10	18.903	19.329	19.535	0.25812	18.929	19.378	19.587	0.26338	-0.0082	0.04888	0.1238	0.048483
15	19.037	19.296	19.618	0.21383	19.099	19.345	19.629	0.195	0.0111	0.04896	0.0822	0.034985
30	18.975	19.458	20.099	0.42168	18.962	19.561	20.421	0.62793	-0.013	0.11733	0.3212	0.14368
35	18.95	19.355	19.713	0.33113	19.155	19.477	19.859	0.34623	-0.0399	0.12254	0.2084	0.094595
50	18.896	19.385	19.772	0.3243	19.072	19.48	19.753	0.26673	-0.0195	0.0944	0.1766	0.073027
55	19.245	19.569	20.032	0.32611	19.39	19.657	19.963	0.25252	-0.0688	0.08762	0.1518	0.093115
100	18.835	19.214	19.687	0.38506	18.964	19.19	19.579	0.28674	-0.4543	-0.063375	0.1489	0.26706
110	18.626	19.132	19.724	0.41686	18.677	19.243	19.753	0.38715	0.0283	0.11108	0.254	0.1042

Device Test: 205.4 SUPPLY_CURRENT|POST/VIN/QUIESCENT///6.3/@IQ_VIN_1302

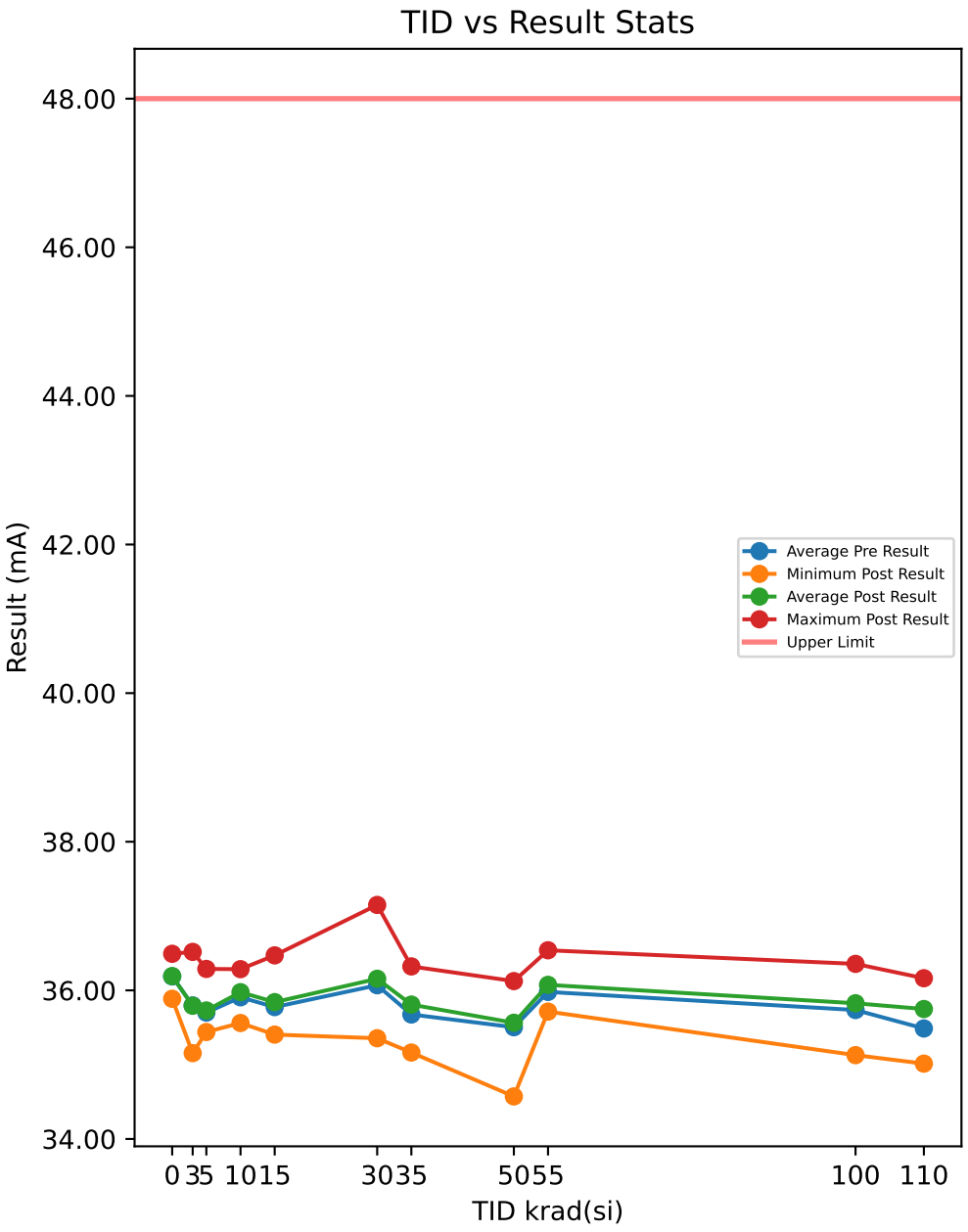

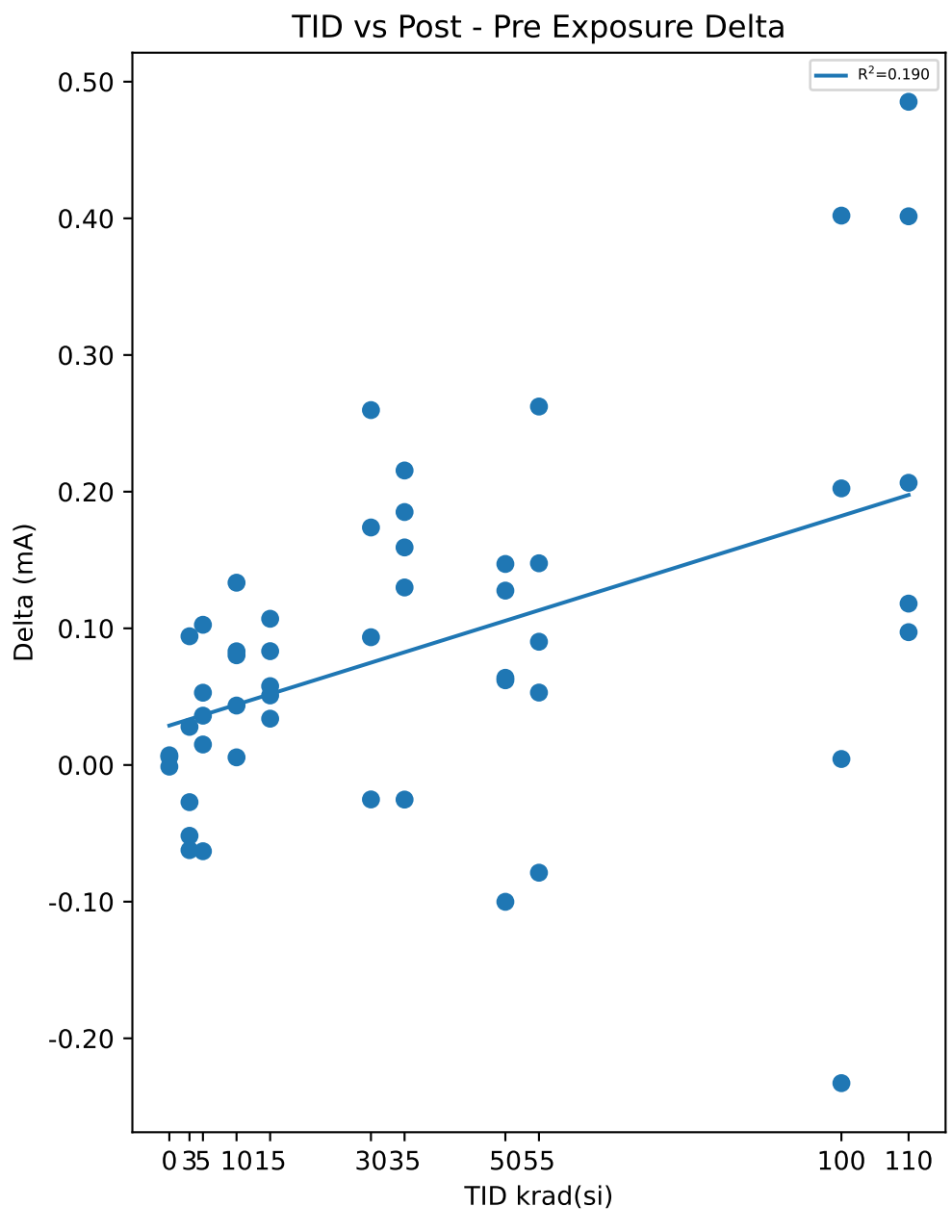

Test Results (Upper Limit = 48.0 (mA))

Serial #	krad(si)	Exposure Conditions	Pre Result	Post Result	Delta
1	0	CU1	36.197	36.196	-0.0012
2	0	CU2	36.485	36.492	0.0071
3	0	CU3	35.881	35.887	0.0059
10	3	3krad Unbiased	36.029	36.001	-0.0272
11	3	3krad Unbiased	35.127	35.155	0.0279
12	3	3krad Unbiased	36.58	36.518	-0.0623
13	3	3krad Unbiased	35.982	36.076	0.0942
14	3	3krad Unbiased	35.266	35.214	-0.0518
15	5	3krad Biased	35.48	35.516	0.0361
16	5	3krad Biased	36.273	36.288	0.015
17	5	3krad Biased	35.386	35.439	0.0529
18	5	3krad Biased	35.533	35.635	0.1026
19	5	3krad Biased	35.829	35.766	-0.0631
20	10	10krad Unbiased	35.774	35.858	0.0832
21	10	10krad Unbiased	35.977	35.983	0.0056
22	10	10krad Unbiased	36.112	36.193	0.0803
23	10	10krad Unbiased	36.152	36.285	0.1334
24	10	10krad Unbiased	35.517	35.561	0.0435
25	15	10krad Biased	35.347	35.404	0.0577
26	15	10krad Biased	35.8	35.851	0.0509
27	15	10krad Biased	35.856	35.963	0.107
28	15	10krad Biased	36.437	36.471	0.0339
29	15	10krad Biased	35.435	35.518	0.0833
30	30	30krad Unbiased	36.001	36.175	0.1738
31	30	30krad Unbiased	36.89	37.15	0.2597
32	30	30krad Unbiased	35.85	35.943	0.0935
33	30	30krad Unbiased	35.381	35.355	-0.0252
34	30	30krad Unbiased	36.222		
35	35	30krad Biased	35.784	35.759	-0.0253
36	35	30krad Biased	36.163	36.322	0.1592
37	35	30krad Biased	34.978	35.163	0.1851
38	35	30krad Biased	35.784	35.914	0.1299
39	35	30krad Biased	35.668	35.883	0.2155
40	50	50krad Unbiased	34.509	34.572	0.0638
41	50	50krad Unbiased	35.565	35.712	0.1471
42	50	50krad Unbiased	35.751	35.651	-0.1001
43	50	50krad Unbiased	35.632	35.76	0.1276
44	50	50krad Unbiased	36.062	36.124	0.062
45	55	50krad Biased	35.624	35.714	0.0902
46	55	50krad Biased	36.392	36.539	0.1476
47	55	50krad Biased	36.534	36.455	-0.0788
48	55	50krad Biased	35.519	35.781	0.2623
49	55	50krad Biased	35.827	35.88	0.053
50	100	100krad Unbiased	35.748		
51	100	100krad Unbiased	36.576	36.344	-0.2328
52	100	100krad Unbiased	36.154	36.356	0.2024
53	100	100krad Unbiased	35.124	35.128	0.0044
54	100	100krad Unbiased	35.075	35.477	0.402
55	110	100krad Biased	35.189	35.59	0.4015
56	110	100krad Biased	35.784	35.902	0.1181
57	110	100krad Biased	34.807	35.014	0.2065
58	110	100krad Biased	35.589	36.074	0.4853
59	110	100krad Biased	36.066	36.163	0.0972

Test Statistics (mA)

krad(si)	Pre Exposure Min	Pre Exposure Avg	Pre Exposure Max	Pre Exposure Std	Post Exposure Min	Post Exposure Avg	Post Exposure Max	Post Exposure Std	Min Delta	Avg Delta	Max Delta	Std Delta
0	35.881	36.188	36.485	0.30227	35.887	36.192	36.492	0.30278	-0.0012	0.0039333	0.0071	0.0044859
3	35.127	35.797	36.58	0.59825	35.155	35.793	36.518	0.58967	-0.0623	-0.00384	0.0942	0.064967
5	35.386	35.7	36.273	0.36053	35.439	35.729	36.288	0.33616	-0.0631	0.0287	0.1026	0.060656
10	35.517	35.906	36.152	0.26297	35.561	35.976	36.285	0.28687	0.0056	0.0692	0.1334	0.047818
15	35.347	35.775	36.437	0.43136	35.404	35.841	36.471	0.42021	0.0339	0.06656	0.107	0.028749
30	35.381	36.069	36.89	0.55318	35.355	36.156	37.15	0.74696	-0.0252	0.12545	0.2597	0.12121
35	34.978	35.675	36.163	0.43228	35.163	35.808	36.322	0.41811	-0.0253	0.13288	0.2155	0.093909
50	34.509	35.504	36.062	0.58815	34.572	35.564	36.124	0.58416	-0.1001	0.06008	0.1471	0.09722
55	35.519	35.979	36.534	0.45814	35.714	36.074	36.539	0.39209	-0.0788	0.09486	0.2623	0.12525
100	35.075	35.735	36.576	0.65064	35.128	35.826	36.356	0.62131	-0.2328	0.094	0.402	0.27169
110	34.807	35.487	36.066	0.49609	35.014	35.749	36.163	0.4654	0.0972	0.26172	0.4853	0.1734

Device Test: 31.1 SUPPLY_CURRENT|PRE/VIN/SHUTDOWN///3/@I_SHDN

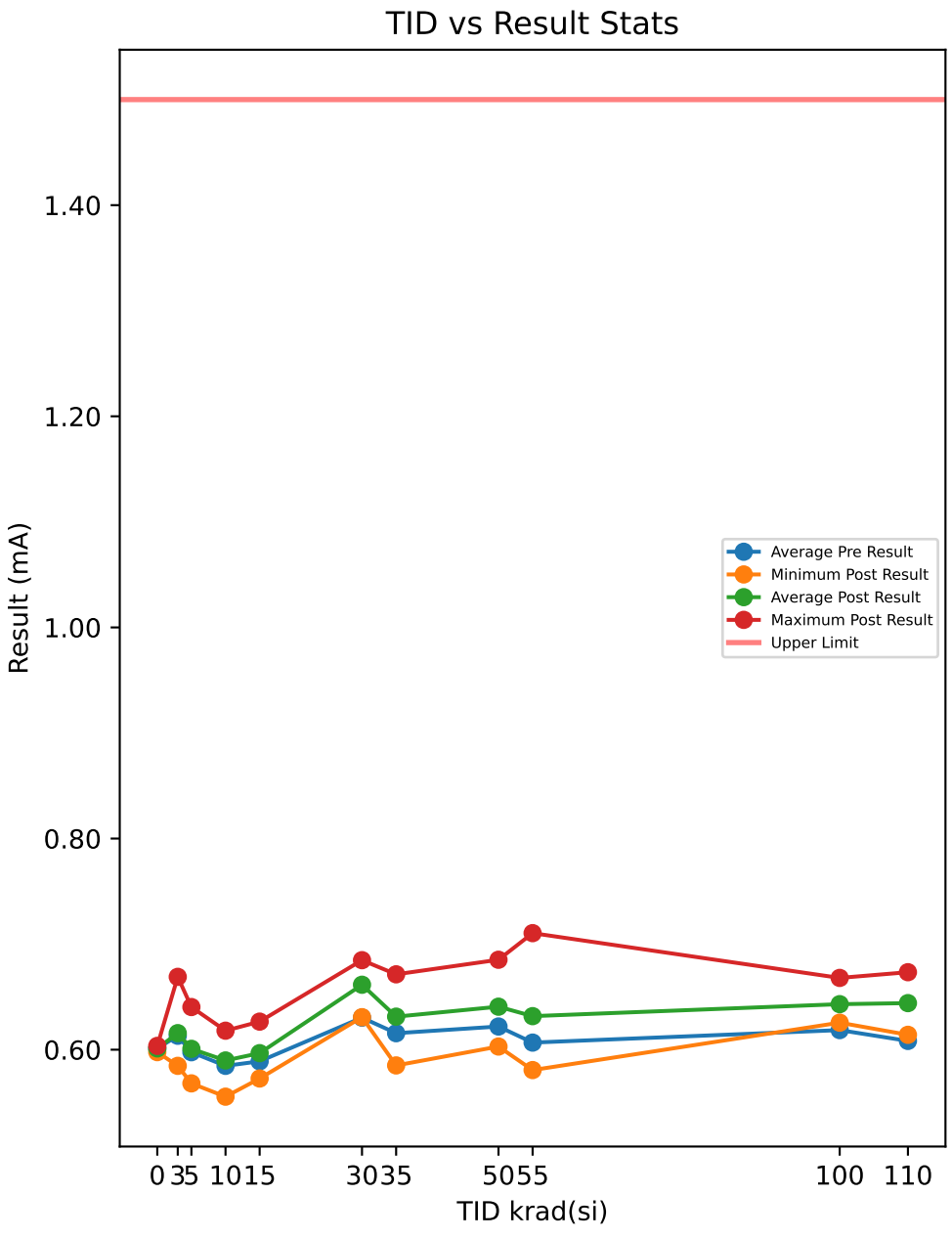

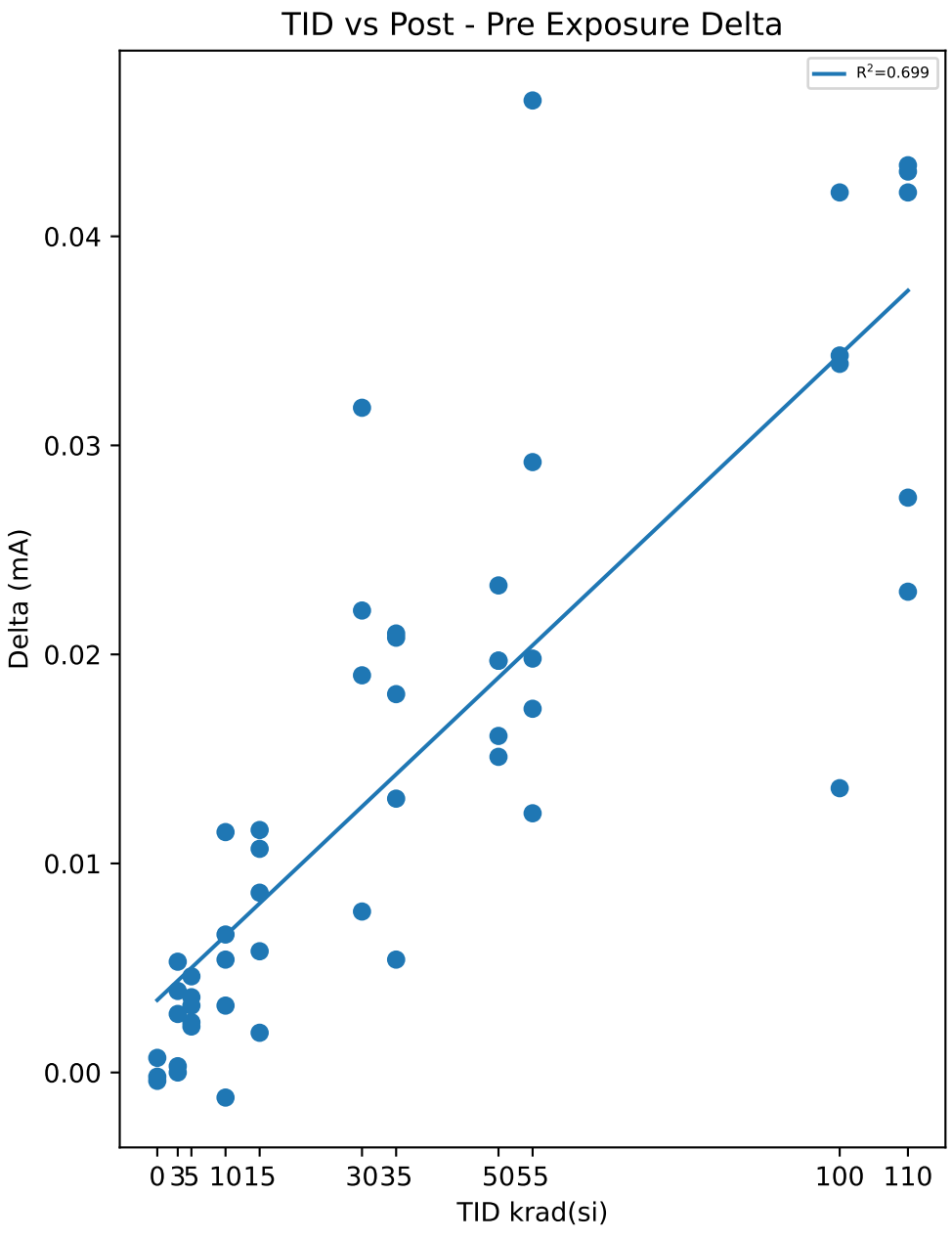

Test Results (Upper Limit = 1.5 (mA))

Serial #	krad(si)	Exposure Conditions	Pre Result	Post Result	Delta
1	0	CU1	0.5981	0.5977	-0.0004
2	0	CU2	0.6038	0.6036	-0.0002
3	0	CU3	0.6017	0.6024	0.0007
10	3	3krad Unbiased	0.5819	0.5847	0.0028
11	3	3krad Unbiased	0.6637	0.669	0.0053
12	3	3krad Unbiased	0.605	0.6089	0.0039
13	3	3krad Unbiased	0.6186	0.6189	0.0003
14	3	3krad Unbiased	0.5969	0.5969	0
15	5	3krad Biased	0.6226	0.6262	0.0036
16	5	3krad Biased	0.5848	0.588	0.0032
17	5	3krad Biased	0.5659	0.5681	0.0022
18	5	3krad Biased	0.638	0.6404	0.0024
19	5	3krad Biased	0.5768	0.5814	0.0046
20	10	10krad Unbiased	0.5761	0.5793	0.0032
21	10	10krad Unbiased	0.6114	0.618	0.0066
22	10	10krad Unbiased	0.5501	0.5555	0.0054
23	10	10krad Unbiased	0.5788	0.5903	0.0115
24	10	10krad Unbiased	0.6071	0.6059	-0.0012
25	15	10krad Biased	0.5888	0.5974	0.0086
26	15	10krad Biased	0.5852	0.5968	0.0116
27	15	10krad Biased	0.5708	0.5727	0.0019
28	15	10krad Biased	0.5794	0.5901	0.0107
29	15	10krad Biased	0.6208	0.6266	0.0058
30	30	30krad Unbiased	0.6389	0.6579	0.019
31	30	30krad Unbiased	0.6408	0.6726	0.0318
32	30	30krad Unbiased	0.6627	0.6848	0.0221
33	30	30krad Unbiased	0.6231	0.6308	0.0077
34	30	30krad Unbiased	0.5863		
35	35	30krad Biased	0.5797	0.5851	0.0054
36	35	30krad Biased	0.6093	0.6303	0.021
37	35	30krad Biased	0.6237	0.6445	0.0208
38	35	30krad Biased	0.6533	0.6714	0.0181
39	35	30krad Biased	0.6121	0.6252	0.0131
40	50	50krad Unbiased	0.6087	0.6238	0.0151
41	50	50krad Unbiased	0.6054	0.6251	0.0197
42	50	50krad Unbiased	0.6469	0.6666	0.0197
43	50	50krad Unbiased	0.6619	0.6852	0.0233
44	50	50krad Unbiased	0.5869	0.603	0.0161
45	55	50krad Biased	0.6292	0.6584	0.0292
46	55	50krad Biased	0.5683	0.5807	0.0124
47	55	50krad Biased	0.5669	0.5867	0.0198
48	55	50krad Biased	0.6053	0.6227	0.0174
49	55	50krad Biased	0.6639	0.7104	0.0465
50	100	100krad Unbiased	0.6442		
51	100	100krad Unbiased	0.5917	0.6256	0.0339
52	100	100krad Unbiased	0.5848	0.6269	0.0421
53	100	100krad Unbiased	0.6384	0.652	0.0136
54	100	100krad Unbiased	0.6337	0.668	0.0343
55	110	100krad Biased	0.6043	0.6477	0.0434
56	110	100krad Biased	0.5866	0.6141	0.0275
57	110	100krad Biased	0.6504	0.6734	0.023
58	110	100krad Biased	0.5834	0.6255	0.0421
59	110	100krad Biased	0.6168	0.6599	0.0431

Test Statistics (mA)

krad(si)	Pre Exposure Min	Pre Exposure Avg	Pre Exposure Max	Pre Exposure Std	Post Exposure Min	Post Exposure Avg	Post Exposure Max	Post Exposure Std	Min Delta	Avg Delta	Max Delta	Std Delta
0	0.5981	0.6012	0.6038	0.0028827	0.5977	0.60123	0.6036	0.0031182	-0.0004	3.3333e-05	0.0007	0.00058595
3	0.5819	0.61322	0.6637	0.031193	0.5847	0.61568	0.669	0.032449	0	0.00246	0.0053	0.0022898
5	0.5659	0.59762	0.638	0.031059	0.5681	0.60082	0.6404	0.030914	0.0022	0.0032	0.0046	0.00096954
10	0.5501	0.5847	0.6114	0.025103	0.5555	0.5898	0.618	0.024194	-0.0012	0.0051	0.0115	0.004653
15	0.5708	0.589	0.6208	0.019034	0.5727	0.59672	0.6266	0.019456	0.0019	0.00772	0.0116	0.0039455
30	0.5863	0.63036	0.6627	0.02838	0.6308	0.66153	0.6848	0.023249	0.0077	0.02015	0.0318	0.0099306
35	0.5797	0.61562	0.6533	0.026588	0.5851	0.6313	0.6714	0.031444	0.0054	0.01568	0.021	0.0065709
50	0.5869	0.62196	0.6619	0.031211	0.603	0.64074	0.6852	0.033916	0.0151	0.01878	0.0233	0.0032729
55	0.5669	0.60672	0.6639	0.041348	0.5807	0.63178	0.7104	0.053883	0.0124	0.02506	0.0465	0.013448
100	0.5848	0.61856	0.6442	0.028024	0.6256	0.64312	0.668	0.020558	0.0136	0.030975	0.0421	0.012183
110	0.5834	0.6083	0.6504	0.027164	0.6141	0.64412	0.6734	0.024326	0.023	0.03582	0.0434	0.0097912

Device Test: 31.3 SUPPLY_CURRENT|PRE/VIN/SHUTDOWN///6.3/@I_SHDN

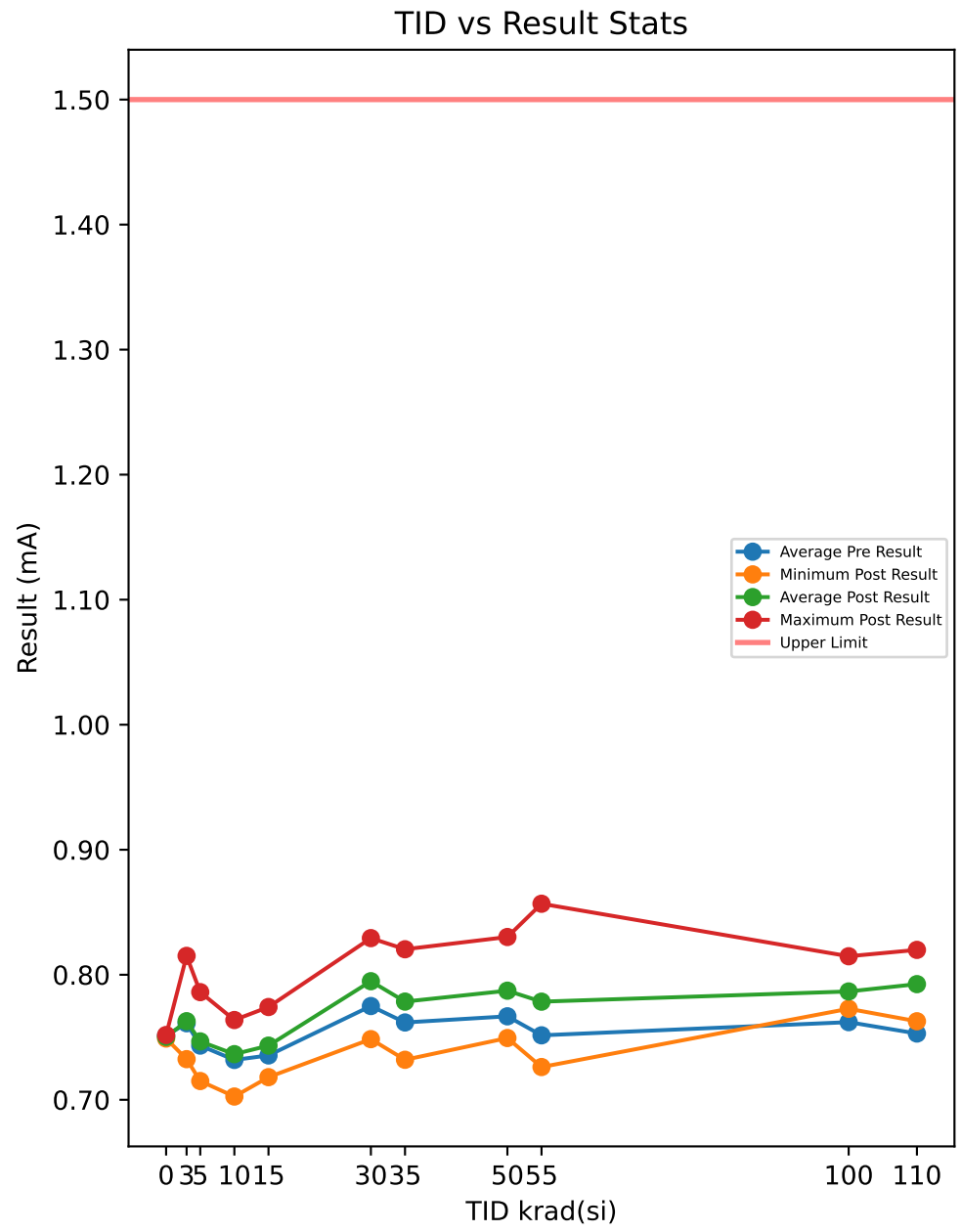

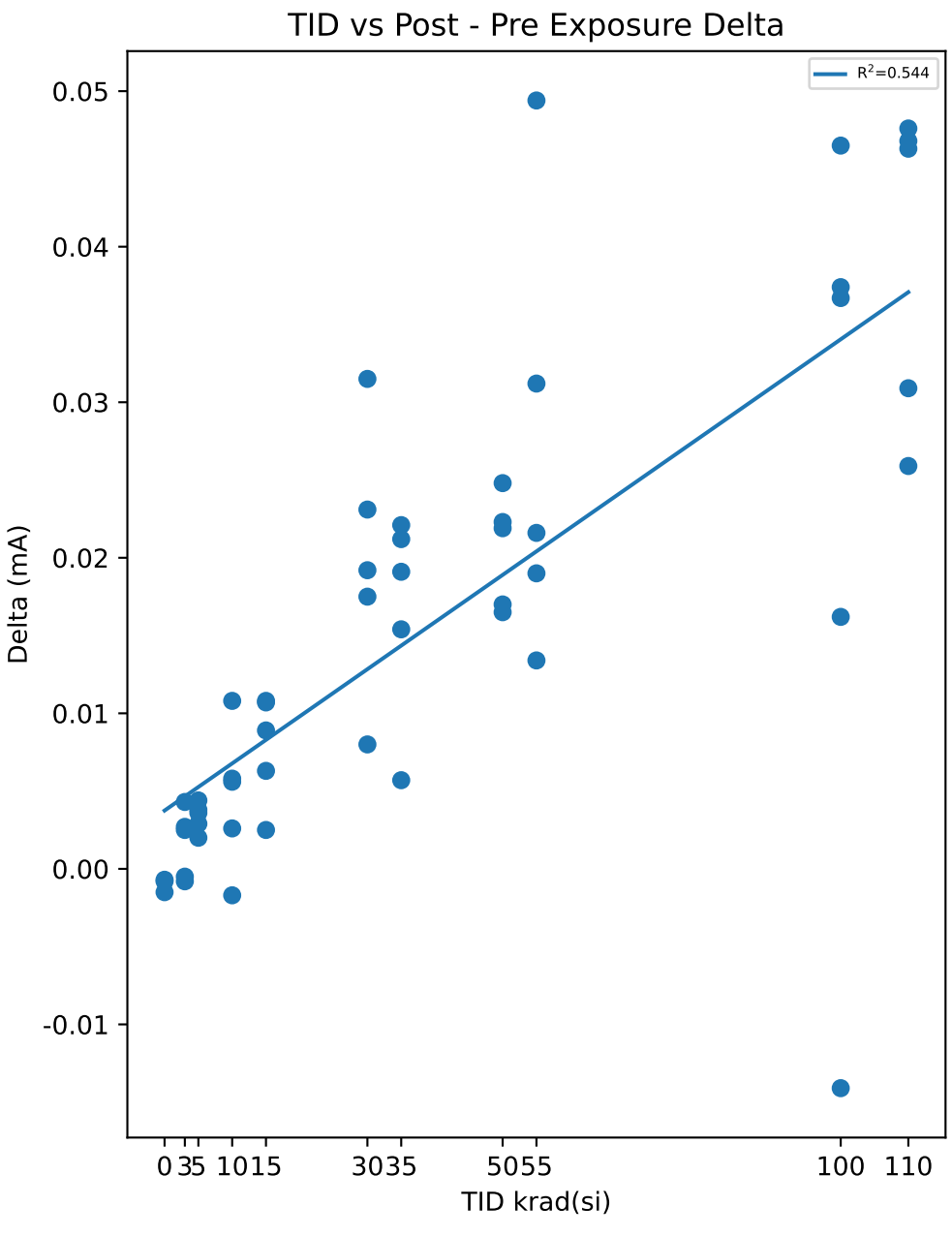

Test Results (Upper Limit = 1.5 (mA))

Serial #	krad(si)	Exposure Conditions	Pre Result	Post Result	Delta
1	0	CU1	0.7498	0.749	-0.0008
2	0	CU2	0.7533	0.7518	-0.0015
3	0	CU3	0.7508	0.7501	-0.0007
10	3	3krad Unbiased	0.7298	0.7325	0.0027
11	3	3krad Unbiased	0.8108	0.8151	0.0043
12	3	3krad Unbiased	0.7538	0.7563	0.0025
13	3	3krad Unbiased	0.7669	0.7661	-0.0008
14	3	3krad Unbiased	0.7448	0.7443	-0.0005
15	5	3krad Biased	0.7675	0.7713	0.0038
16	5	3krad Biased	0.731	0.7346	0.0036
17	5	3krad Biased	0.713	0.715	0.002
18	5	3krad Biased	0.7832	0.7861	0.0029
19	5	3krad Biased	0.7221	0.7265	0.0044
20	10	10krad Unbiased	0.7237	0.7263	0.0026
21	10	10krad Unbiased	0.7582	0.7638	0.0056
22	10	10krad Unbiased	0.6968	0.7026	0.0058
23	10	10krad Unbiased	0.7264	0.7372	0.0108
24	10	10krad Unbiased	0.7543	0.7526	-0.0017
25	15	10krad Biased	0.7351	0.744	0.0089
26	15	10krad Biased	0.7325	0.7432	0.0107
27	15	10krad Biased	0.7156	0.7181	0.0025
28	15	10krad Biased	0.7263	0.7371	0.0108
29	15	10krad Biased	0.7679	0.7742	0.0063
30	30	30krad Unbiased	0.7847	0.8039	0.0192
31	30	30krad Unbiased	0.7848	0.8163	0.0315
32	30	30krad Unbiased	0.8062	0.8293	0.0231
33	30	30krad Unbiased	0.7682	0.7762	0.008
34	30	30krad Unbiased	0.731	0.7485	0.0175
35	35	30krad Biased	0.7263	0.732	0.0057
36	35	30krad Biased	0.755	0.7771	0.0221
37	35	30krad Biased	0.7708	0.792	0.0212
38	35	30krad Biased	0.8013	0.8204	0.0191
39	35	30krad Biased	0.7558	0.7712	0.0154
40	50	50krad Unbiased	0.7535	0.77	0.0165
41	50	50krad Unbiased	0.7511	0.773	0.0219
42	50	50krad Unbiased	0.7914	0.8137	0.0223
43	50	50krad Unbiased	0.8054	0.8302	0.0248
44	50	50krad Unbiased	0.7324	0.7494	0.017
45	55	50krad Biased	0.7754	0.8066	0.0312
46	55	50krad Biased	0.7128	0.7262	0.0134
47	55	50krad Biased	0.7125	0.7341	0.0216
48	55	50krad Biased	0.7497	0.7687	0.019
49	55	50krad Biased	0.8074	0.8568	0.0494
50	100	100krad Unbiased	0.787	0.7729	-0.0141
51	100	100krad Unbiased	0.7361	0.7728	0.0367
52	100	100krad Unbiased	0.7302	0.7767	0.0465
53	100	100krad Unbiased	0.7798	0.796	0.0162
54	100	100krad Unbiased	0.7774	0.8148	0.0374
55	110	100krad Biased	0.7491	0.7967	0.0476
56	110	100krad Biased	0.7319	0.7628	0.0309
57	110	100krad Biased	0.794	0.8199	0.0259
58	110	100krad Biased	0.7277	0.774	0.0463
59	110	100krad Biased	0.7623	0.8091	0.0468

Test Statistics (mA)

krad(si)	Pre Exposure Min	Pre Exposure Avg	Pre Exposure Max	Pre Exposure Std	Post Exposure Min	Post Exposure Avg	Post Exposure Max	Post Exposure Std	Min Delta	Avg Delta	Max Delta	Std Delta
0	0.7498	0.7513	0.7533	0.0018028	0.749	0.7503	0.7518	0.0014107	-0.0015	-0.001	-0.0007	0.00043589
3	0.7298	0.76122	0.8108	0.030832	0.7325	0.76286	0.8151	0.031815	-0.0008	0.00164	0.0043	0.0022064
5	0.713	0.74336	0.7832	0.030399	0.715	0.7467	0.7861	0.030483	0.002	0.00334	0.0044	0.00092087
10	0.6968	0.73188	0.7582	0.025114	0.7026	0.7365	0.7638	0.02376	-0.0017	0.00462	0.0108	0.004598
15	0.7156	0.73548	0.7679	0.019619	0.7181	0.74332	0.7742	0.020179	0.0025	0.00784	0.0108	0.0034983
30	0.731	0.77498	0.8062	0.028044	0.7485	0.79484	0.8293	0.0325	0.008	0.01986	0.0315	0.0085535
35	0.7263	0.76184	0.8013	0.027312	0.732	0.77854	0.8204	0.032231	0.0057	0.0167	0.0221	0.0066682
50	0.7324	0.76676	0.8054	0.030421	0.7494	0.78726	0.8302	0.033457	0.0165	0.0205	0.0248	0.0036035
55	0.7125	0.75156	0.8074	0.040981	0.7262	0.77848	0.8568	0.054137	0.0134	0.02692	0.0494	0.01412
100	0.7302	0.7621	0.787	0.026744	0.7728	0.78664	0.8148	0.018437	-0.0141	0.02454	0.0465	0.02428
110	0.7277	0.753	0.794	0.026777	0.7628	0.7925	0.8199	0.023813	0.0259	0.0395	0.0476	0.010296

Device Test: 205.1 SUPPLY_CURRENT|POST/VIN/SHUTDOWN///3/@I_SHDN

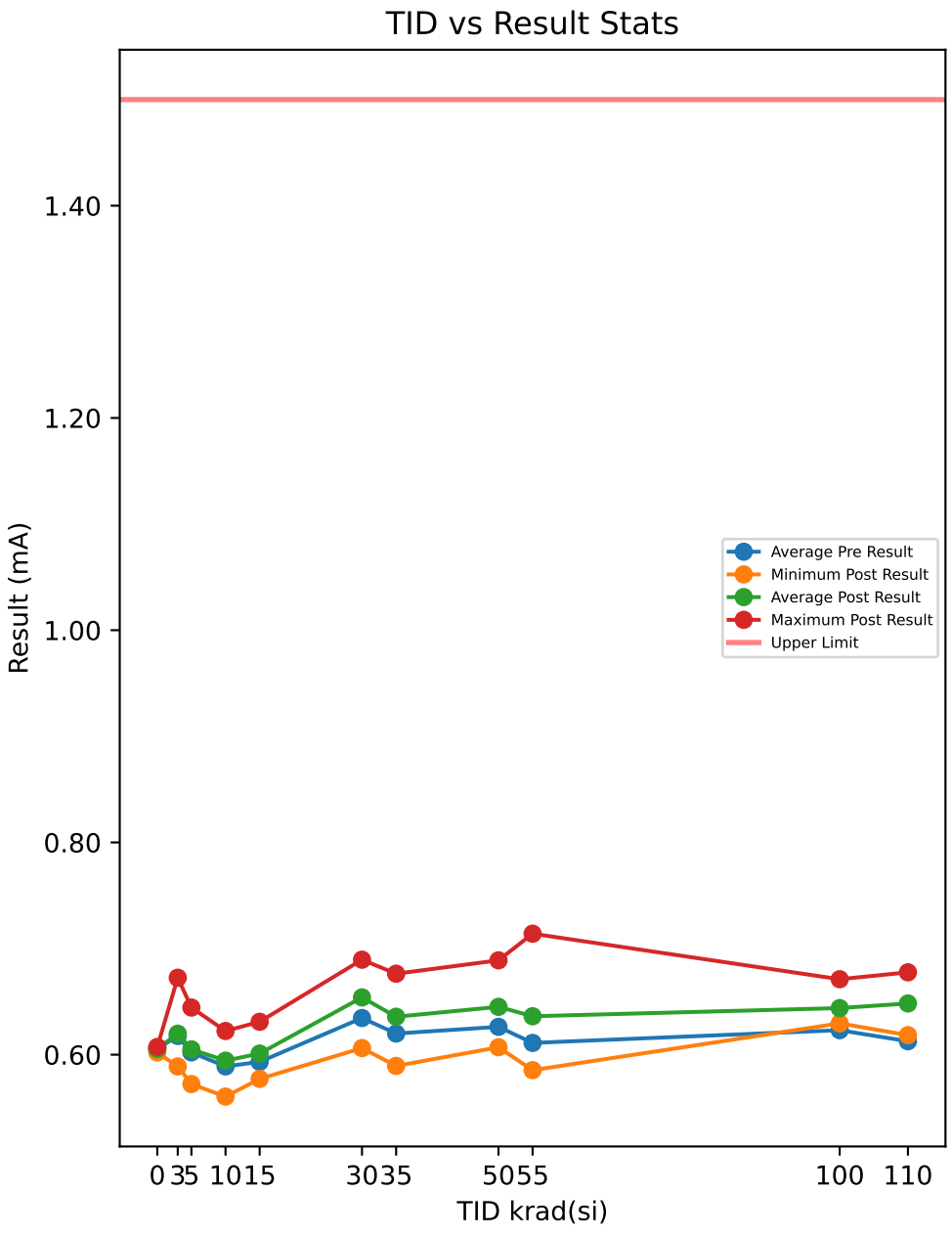

Test Results (Upper Limit = 1.5 (mA))

Serial #	krad(si)	Exposure Conditions	Pre Result	Post Result	Delta
1	0	CU1	0.6024	0.6021	-0.0003
2	0	CU2	0.6075	0.6073	-0.0002
3	0	CU3	0.6067	0.6073	0.0006
10	3	3krad Unbiased	0.586	0.5889	0.0029
11	3	3krad Unbiased	0.668	0.6725	0.0045
12	3	3krad Unbiased	0.61	0.6132	0.0032
13	3	3krad Unbiased	0.6233	0.6233	0
14	3	3krad Unbiased	0.6009	0.6009	0
15	5	3krad Biased	0.6274	0.631	0.0036
16	5	3krad Biased	0.5889	0.5922	0.0033
17	5	3krad Biased	0.5709	0.5723	0.0014
18	5	3krad Biased	0.6425	0.6444	0.0019
19	5	3krad Biased	0.5811	0.5851	0.004
20	10	10krad Unbiased	0.5807	0.584	0.0033
21	10	10krad Unbiased	0.616	0.6223	0.0063
22	10	10krad Unbiased	0.5544	0.5605	0.0061
23	10	10krad Unbiased	0.5828	0.5945	0.0117
24	10	10krad Unbiased	0.6108	0.6107	-0.0001
25	15	10krad Biased	0.5934	0.6016	0.0082
26	15	10krad Biased	0.5895	0.6008	0.0113
27	15	10krad Biased	0.5749	0.5772	0.0023
28	15	10krad Biased	0.5833	0.5946	0.0113
29	15	10krad Biased	0.6251	0.631	0.0059
30	30	30krad Unbiased	0.6434	0.6619	0.0185
31	30	30krad Unbiased	0.6454	0.6772	0.0318
32	30	30krad Unbiased	0.6665	0.6895	0.023
33	30	30krad Unbiased	0.6268	0.635	0.0082
34	30	30krad Unbiased	0.5906	0.6062	0.0156
35	35	30krad Biased	0.5838	0.5894	0.0056
36	35	30krad Biased	0.6139	0.6342	0.0203
37	35	30krad Biased	0.6276	0.6489	0.0213
38	35	30krad Biased	0.6577	0.6763	0.0186
39	35	30krad Biased	0.6166	0.6299	0.0133
40	50	50krad Unbiased	0.6126	0.6278	0.0152
41	50	50krad Unbiased	0.6097	0.6306	0.0209
42	50	50krad Unbiased	0.6515	0.6711	0.0196
43	50	50krad Unbiased	0.6665	0.6889	0.0224
44	50	50krad Unbiased	0.5908	0.607	0.0162
45	55	50krad Biased	0.6337	0.6639	0.0302
46	55	50krad Biased	0.5724	0.5854	0.013
47	55	50krad Biased	0.5713	0.5917	0.0204
48	55	50krad Biased	0.6096	0.6261	0.0165
49	55	50krad Biased	0.6684	0.714	0.0456
50	100	100krad Unbiased	0.6493	0.6295	-0.0198
51	100	100krad Unbiased	0.5965	0.6297	0.0332
52	100	100krad Unbiased	0.5892	0.6318	0.0426
53	100	100krad Unbiased	0.6421	0.6574	0.0153
54	100	100krad Unbiased	0.6383	0.6711	0.0328
55	110	100krad Biased	0.6088	0.6524	0.0436
56	110	100krad Biased	0.5912	0.6184	0.0272
57	110	100krad Biased	0.6545	0.6776	0.0231
58	110	100krad Biased	0.5873	0.6292	0.0419
59	110	100krad Biased	0.6214	0.6637	0.0423

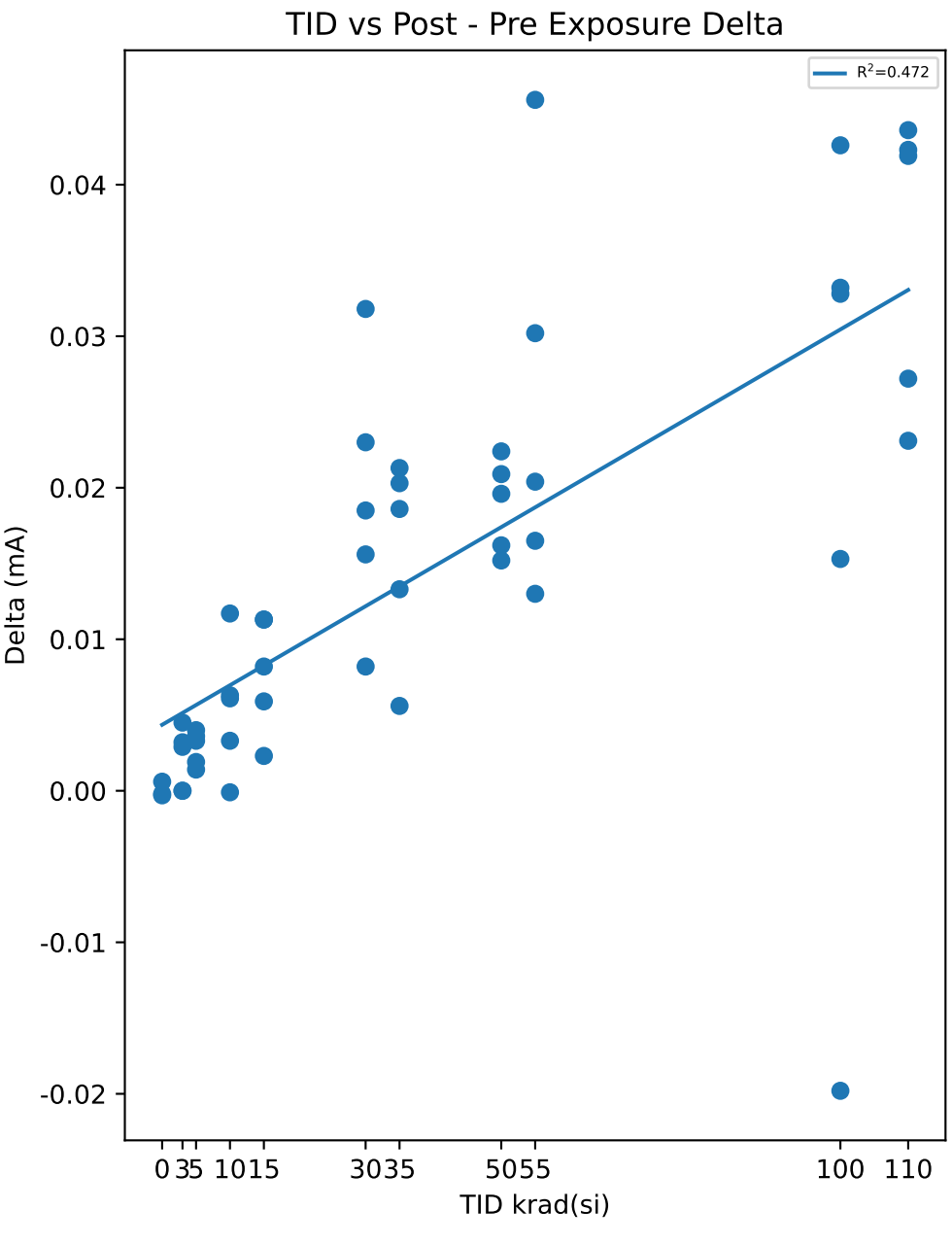

Test Statistics (mA)

krad(si)	Pre Exposure Min	Pre Exposure Avg	Pre Exposure Max	Pre Exposure Std	Post Exposure Min	Post Exposure Avg	Post Exposure Max	Post Exposure Std	Min Delta	Avg Delta	Max Delta	Std Delta
0	0.6024	0.60553	0.6075	0.0027429	0.6021	0.60557	0.6073	0.0030022	-0.0003	3.3333e-05	0.0006	0.00049329
3	0.586	0.61764	0.668	0.031256	0.5889	0.61976	0.6725	0.032191	0	0.00212	0.0045	0.0020266
5	0.5709	0.60216	0.6425	0.031068	0.5723	0.605	0.6444	0.031054	0.0014	0.00284	0.004	0.0011283
10	0.5544	0.58894	0.616	0.025044	0.5605	0.5944	0.6223	0.023987	-0.0001	0.00546	0.0117	0.0043483
15	0.5749	0.59324	0.6251	0.019133	0.5772	0.60104	0.631	0.019415	0.0023	0.0078	0.0113	0.0038249
30	0.5906	0.63454	0.6665	0.028322	0.6062	0.65396	0.6895	0.033566	0.0082	0.01942	0.0318	0.0087665
35	0.5838	0.61992	0.6577	0.026638	0.5894	0.63574	0.6763	0.031631	0.0056	0.01582	0.0213	0.0064928
50	0.5908	0.62622	0.6665	0.031522	0.607	0.64508	0.6889	0.033748	0.0152	0.01886	0.0224	0.0030705
55	0.5713	0.61108	0.6684	0.041467	0.5854	0.63622	0.714	0.053579	0.013	0.02514	0.0456	0.013122
100	0.5892	0.62308	0.6493	0.027997	0.6295	0.6439	0.6711	0.019219	-0.0198	0.02082	0.0426	0.024757
110	0.5873	0.61264	0.6545	0.027136	0.6184	0.64826	0.6776	0.024348	0.0231	0.03562	0.0436	0.0096875

Device Test: 205.3 SUPPLY_CURRENT|POST/VIN/SHUTDOWN///6.3/@I_SHDN

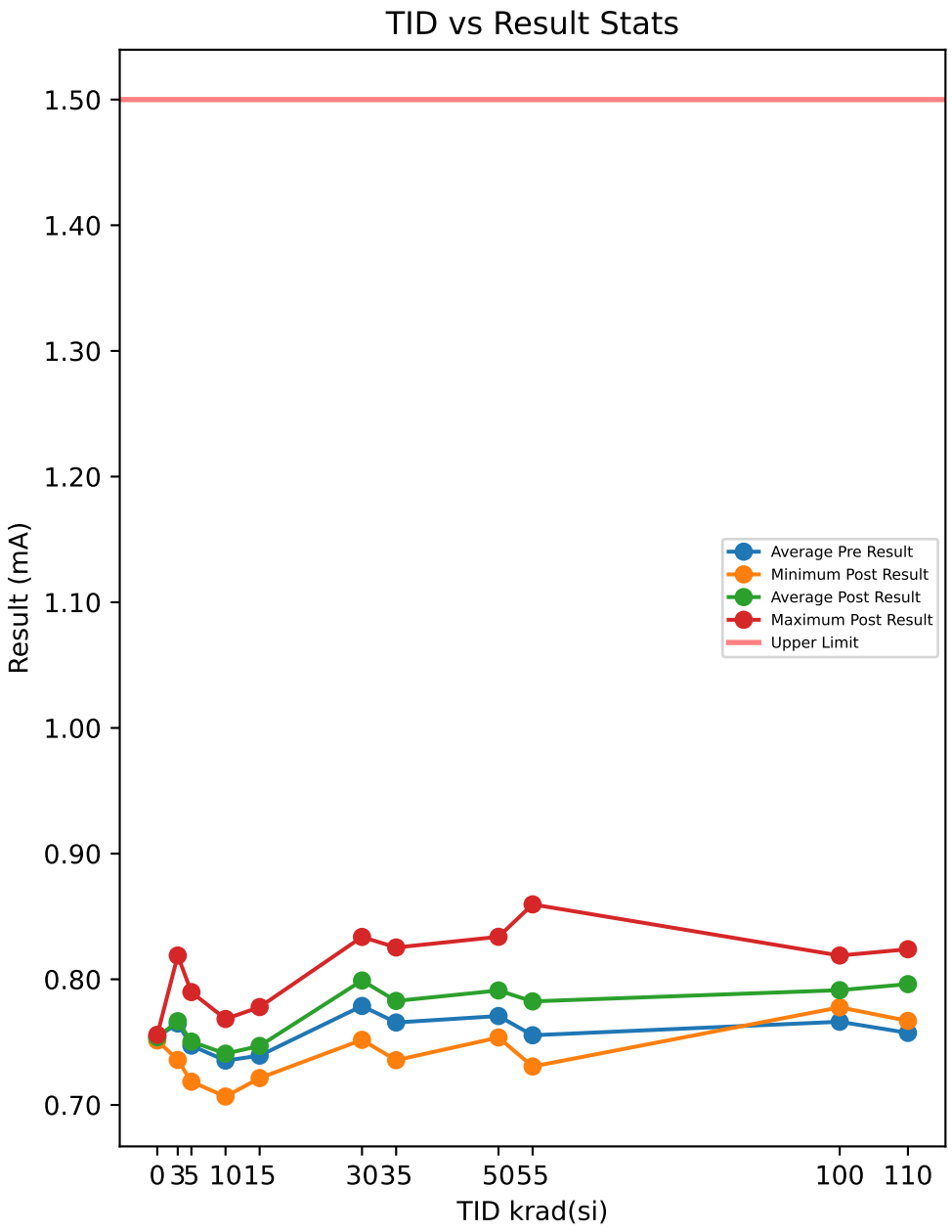

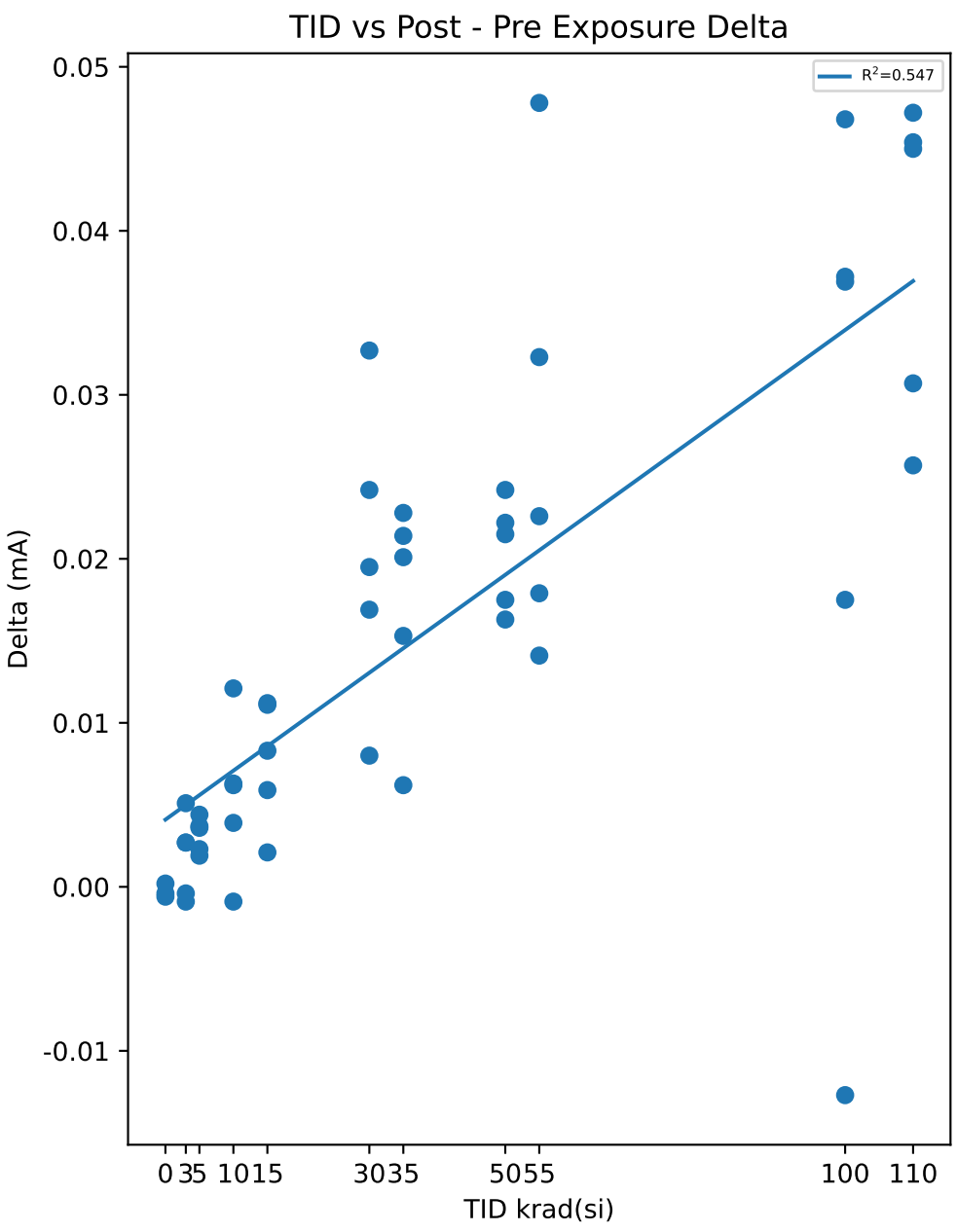

Test Results (Upper Limit = 1.5 (mA))

Serial #	krad(si)	Exposure Conditions	Pre Result	Post Result	Delta
1	0	CU1	0.7519	0.7513	-0.0006
2	0	CU2	0.7562	0.7558	-0.0004
3	0	CU3	0.7543	0.7545	0.0002
10	3	3krad Unbiased	0.7331	0.7358	0.0027
11	3	3krad Unbiased	0.8138	0.8189	0.0051
12	3	3krad Unbiased	0.7579	0.7606	0.0027
13	3	3krad Unbiased	0.7703	0.7699	-0.0004
14	3	3krad Unbiased	0.749	0.7481	-0.0009
15	5	3krad Biased	0.7711	0.7748	0.0037
16	5	3krad Biased	0.7351	0.7387	0.0036
17	5	3krad Biased	0.7166	0.7185	0.0019
18	5	3krad Biased	0.7875	0.7898	0.0023
19	5	3krad Biased	0.7258	0.7302	0.0044
20	10	10krad Unbiased	0.7267	0.7306	0.0039
21	10	10krad Unbiased	0.7621	0.7684	0.0063
22	10	10krad Unbiased	0.7005	0.7067	0.0062
23	10	10krad Unbiased	0.7295	0.7416	0.0121
24	10	10krad Unbiased	0.7577	0.7568	-0.0009
25	15	10krad Biased	0.7389	0.7472	0.0083
26	15	10krad Biased	0.7362	0.7473	0.0111
27	15	10krad Biased	0.7193	0.7214	0.0021
28	15	10krad Biased	0.7299	0.7411	0.0112
29	15	10krad Biased	0.772	0.7779	0.0059
30	30	30krad Unbiased	0.7891	0.8086	0.0195
31	30	30krad Unbiased	0.788	0.8207	0.0327
32	30	30krad Unbiased	0.8095	0.8337	0.0242
33	30	30krad Unbiased	0.7723	0.7803	0.008
34	30	30krad Unbiased	0.7349	0.7518	0.0169
35	35	30krad Biased	0.7294	0.7356	0.0062
36	35	30krad Biased	0.7592	0.7806	0.0214
37	35	30krad Biased	0.7744	0.7972	0.0228
38	35	30krad Biased	0.8052	0.8253	0.0201
39	35	30krad Biased	0.7598	0.7751	0.0153
40	50	50krad Unbiased	0.757	0.7733	0.0163
41	50	50krad Unbiased	0.7555	0.7777	0.0222
42	50	50krad Unbiased	0.7955	0.817	0.0215
43	50	50krad Unbiased	0.8096	0.8338	0.0242
44	50	50krad Unbiased	0.7362	0.7537	0.0175
45	55	50krad Biased	0.7793	0.8116	0.0323
46	55	50krad Biased	0.7165	0.7306	0.0141
47	55	50krad Biased	0.7154	0.738	0.0226
48	55	50krad Biased	0.7543	0.7722	0.0179
49	55	50krad Biased	0.8118	0.8596	0.0478
50	100	100krad Unbiased	0.7907	0.778	-0.0127
51	100	100krad Unbiased	0.7405	0.7777	0.0372
52	100	100krad Unbiased	0.7342	0.781	0.0468
53	100	100krad Unbiased	0.7836	0.8011	0.0175
54	100	100krad Unbiased	0.782	0.8189	0.0369
55	110	100krad Biased	0.7534	0.8006	0.0472
56	110	100krad Biased	0.7362	0.7669	0.0307
57	110	100krad Biased	0.7982	0.8239	0.0257
58	110	100krad Biased	0.7322	0.7772	0.045
59	110	100krad Biased	0.7667	0.8121	0.0454

Test Statistics (mA)

krad(si)	Pre Exposure Min	Pre Exposure Avg	Pre Exposure Max	Pre Exposure Std	Post Exposure Min	Post Exposure Avg	Post Exposure Max	Post Exposure Std	Min Delta	Avg Delta	Max Delta	Std Delta
0	0.7519	0.75413	0.7562	0.0021548	0.7513	0.75387	0.7558	0.0023159	-0.0006	-0.00026667	0.0002	0.00041633
3	0.7331	0.76482	0.8138	0.030551	0.7358	0.76666	0.8189	0.03191	-0.0009	0.00184	0.0051	0.0024815
5	0.7166	0.74722	0.7875	0.030562	0.7185	0.7504	0.7898	0.030456	0.0019	0.00318	0.0044	0.0010426
10	0.7005	0.7353	0.7621	0.025192	0.7067	0.74082	0.7684	0.023902	-0.0009	0.00552	0.0121	0.004696
15	0.7193	0.73926	0.772	0.019795	0.7214	0.74698	0.7779	0.02028	0.0021	0.00772	0.0112	0.003833
30	0.7349	0.77876	0.8095	0.027851	0.7518	0.79902	0.8337	0.032957	0.008	0.02026	0.0327	0.0091166
35	0.7294	0.7656	0.8052	0.027526	0.7356	0.78276	0.8253	0.032808	0.0062	0.01716	0.0228	0.0067456
50	0.7362	0.77076	0.8096	0.030566	0.7537	0.7911	0.8338	0.033126	0.0163	0.02034	0.0242	0.0033201
55	0.7154	0.75546	0.8118	0.041432	0.7306	0.7824	0.8596	0.053785	0.0141	0.02694	0.0478	0.013503
100	0.7342	0.7662	0.7907	0.026632	0.7777	0.79134	0.8189	0.018205	-0.0127	0.02514	0.0468	0.023681
110	0.7322	0.75734	0.7982	0.0267	0.7669	0.79614	0.8239	0.023764	0.0257	0.0388	0.0472	0.0098714

Device Test: 30.1 VREF|/VREF//1N8V//3/@PTJ9T9_1

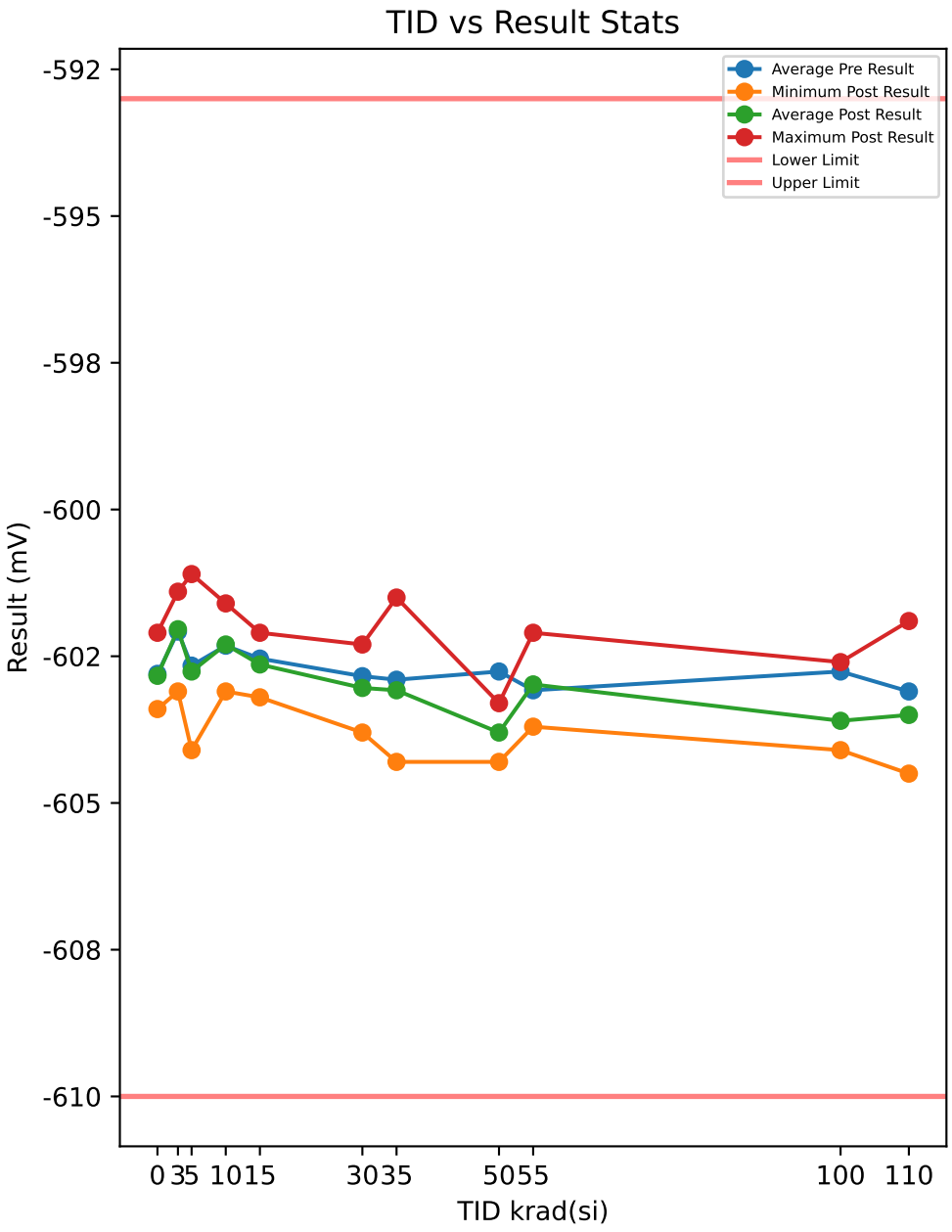

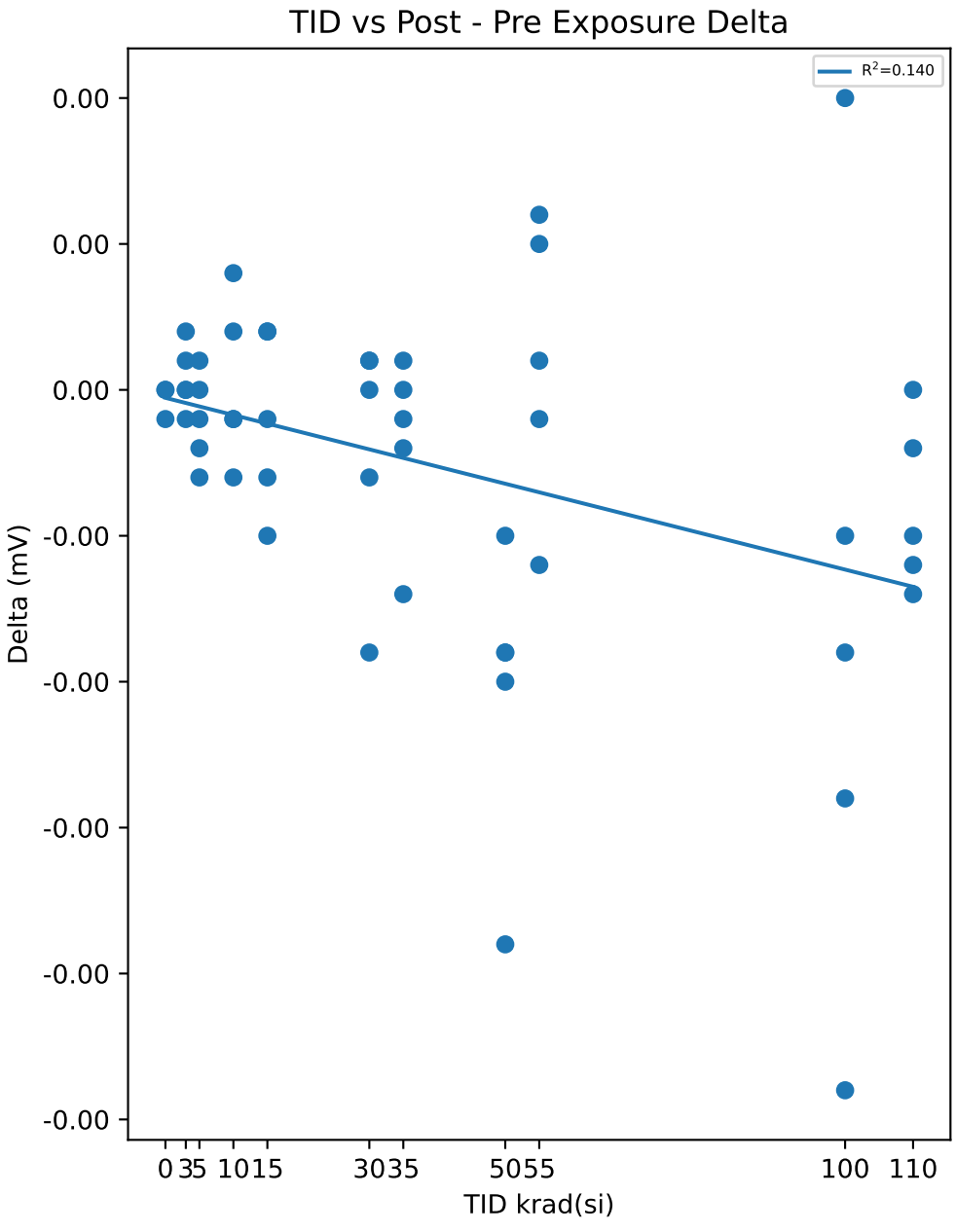

Test Results (Lower Limit = -610.0, Upper Limit = -593.0 (mV))

Serial #	krad(si)	Exposure Conditions	Pre Result	Post Result	Delta
1	0	CU1	-603	-603	0
2	0	CU2	-602.1	-602.1	0
3	0	CU3	-603.3	-603.4	-0.0001
10	3	3krad Unbiased	-601.4	-601.4	0
11	3	3krad Unbiased	-601.5	-601.6	-0.0001
12	3	3krad Unbiased	-603.1	-603.1	0
13	3	3krad Unbiased	-602.4	-602.3	0.0001
14	3	3krad Unbiased	-602	-601.8	0.0002
15	5	3krad Biased	-603.8	-603.7	0.0001
16	5	3krad Biased	-602.7	-602.9	-0.0002
17	5	3krad Biased	-602	-602	0
18	5	3krad Biased	-603.8	-604.1	-0.0003
19	5	3krad Biased	-601	-601.1	-0.0001
20	10	10krad Unbiased	-601.5	-601.6	-0.0001
21	10	10krad Unbiased	-602.2	-602.5	-0.0003
22	10	10krad Unbiased	-602.1	-602.2	-0.0001
23	10	10krad Unbiased	-603.3	-603.1	0.0002
24	10	10krad Unbiased	-602.5	-602.1	0.0004
25	15	10krad Biased	-602.7	-603.2	-0.0005
26	15	10krad Biased	-601.8	-602.1	-0.0003
27	15	10krad Biased	-602.3	-602.1	0.0002
28	15	10krad Biased	-603	-602.8	0.0002
29	15	10krad Biased	-602.9	-603	-0.0001
30	30	30krad Unbiased	-602.9	-603.8	-0.0009
31	30	30krad Unbiased	-603	-602.9	0.0001
32	30	30krad Unbiased	-603.5	-603.5	0
33	30	30krad Unbiased	-602.4	-602.7	-0.0003
34	30	30krad Unbiased	-602.4	-602.3	0.0001
35	35	30krad Biased	-602.9	-603	-0.0001
36	35	30krad Biased	-601.3	-601.5	-0.0002
37	35	30krad Biased	-603.6	-604.3	-0.0007
38	35	30krad Biased	-602.6	-602.6	0
39	35	30krad Biased	-604.1	-604	0.0001
40	50	50krad Unbiased	-602.6	-603.5	-0.0009
41	50	50krad Unbiased	-602.2	-604.1	-0.0019
42	50	50krad Unbiased	-603.3	-603.8	-0.0005
43	50	50krad Unbiased	-603.3	-604.3	-0.001
44	50	50krad Unbiased	-602.4	-603.3	-0.0009
45	55	50krad Biased	-602.5	-602.4	0.0001
46	55	50krad Biased	-603.6	-603.7	-0.0001
47	55	50krad Biased	-603	-603.6	-0.0006
48	55	50krad Biased	-602.7	-602.1	0.0006
49	55	50krad Biased	-603.6	-603.1	0.0005
50	100	100krad Unbiased	-603.2	-604.1	-0.0009
51	100	100krad Unbiased	-602.7	-604.1	-0.0014
52	100	100krad Unbiased	-601.3	-603.7	-0.0024
53	100	100krad Unbiased	-603.6	-602.6	0.001
54	100	100krad Unbiased	-603	-603.5	-0.0005
55	110	100krad Biased	-604.3	-604.3	0
56	110	100krad Biased	-603.3	-603.8	-0.0005
57	110	100krad Biased	-603.9	-604.5	-0.0006
58	110	100krad Biased	-602.3	-603	-0.0007
59	110	100krad Biased	-601.7	-601.9	-0.0002

Test Statistics (mV)

krad(si)	Pre Exposure Min	Pre Exposure Avg	Pre Exposure Max	Pre Exposure Std	Post Exposure Min	Post Exposure Avg	Post Exposure Max	Post Exposure Std	Min Delta	Avg Delta	Max Delta	Std Delta
0	-603.3	-602.8	-602.1	0.6245	-603.4	-602.83	-602.1	0.66583	-0.0001	-3.3333e-05	0	5.7735e-05
3	-603.1	-602.08	-601.4	0.69785	-603.1	-602.04	-601.4	0.68044	-0.0001	4e-05	0.0002	0.00011402
5	-603.8	-602.66	-601	1.2033	-604.1	-602.76	-601.1	1.228	-0.0003	-0.0001	0.0001	0.00015811
10	-603.3	-602.32	-601.5	0.65727	-603.1	-602.3	-601.6	0.55227	-0.0003	2e-05	0.0004	0.00027749
15	-603	-602.54	-601.8	0.49295	-603.2	-602.64	-602.1	0.51284	-0.0005	-0.0001	0.0002	0.00030822
30	-603.5	-602.84	-602.4	0.46152	-603.8	-603.04	-602.3	0.60663	-0.0009	-0.0002	0.0001	0.00042426
35	-604.1	-602.9	-601.3	1.07	-604.3	-603.08	-601.5	1.1256	-0.0007	-0.00018	0.0001	0.00031145
50	-603.3	-602.76	-602.2	0.51284	-604.3	-603.8	-603.3	0.41231	-0.0019	-0.00104	-0.0005	0.00051769
55	-603.6	-603.08	-602.5	0.50695	-603.7	-602.98	-602.1	0.71204	-0.0006	0.0001	0.0006	0.00048477
100	-603.6	-602.76	-601.3	0.8792	-604.1	-603.6	-602.6	0.61644	-0.0024	-0.00084	0.001	0.0012502
110	-604.3	-603.1	-601.7	1.0863	-604.5	-603.5	-601.9	1.0654	-0.0007	-0.0004	0	0.00029155

Device Test: 30.2 VREF|/VREF//1N8V//5/@PTJ9T9_1

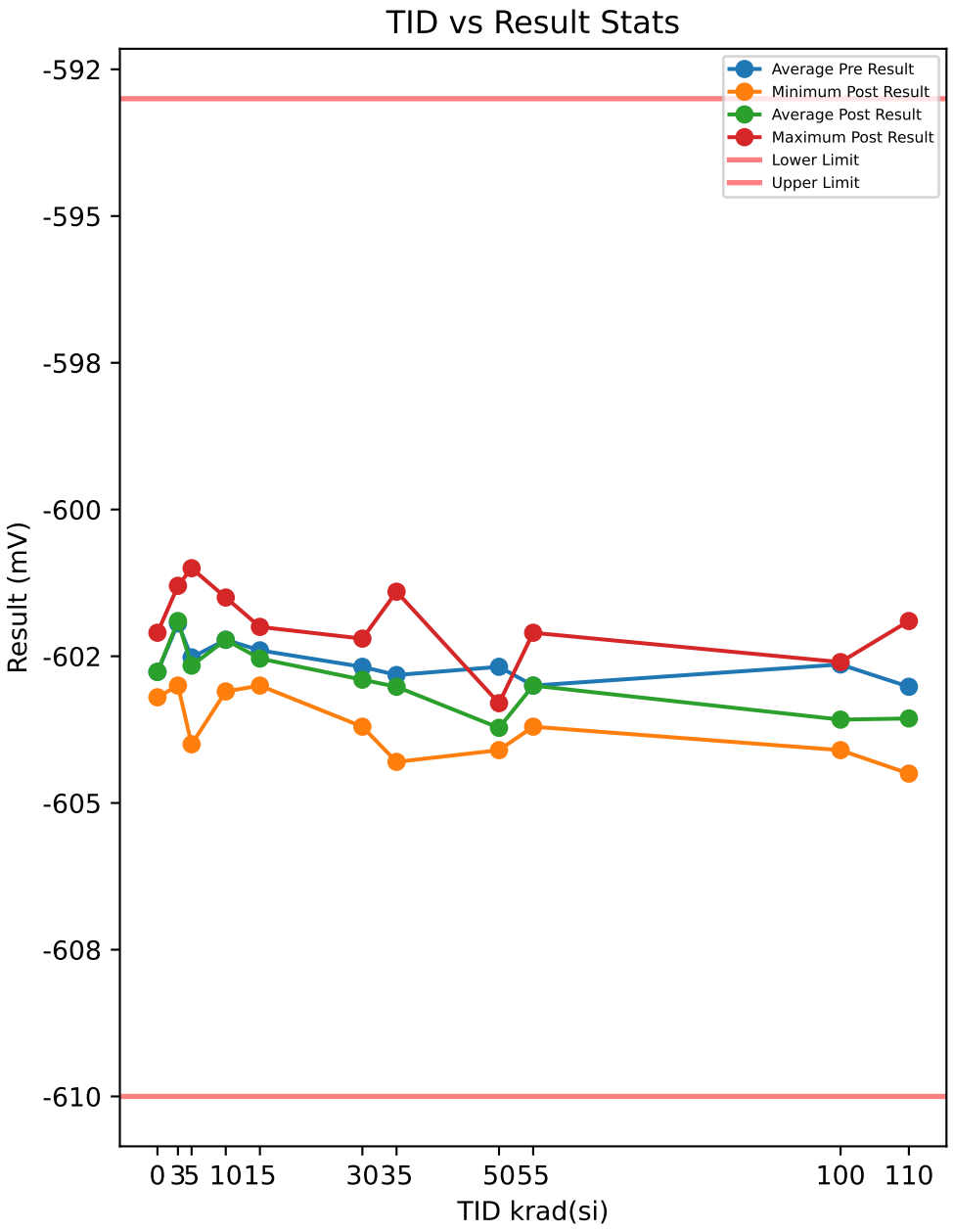

Test Results (Lower Limit = -610.0, Upper Limit = -593.0 (mV))

Serial #	krad(si)	Exposure Conditions	Pre Result	Post Result	Delta
1	0	CU1	-603	-603	0
2	0	CU2	-602.1	-602.1	0
3	0	CU3	-603.2	-603.2	0
10	3	3krad Unbiased	-601.4	-601.3	0.0001
11	3	3krad Unbiased	-601.3	-601.4	-0.0001
12	3	3krad Unbiased	-603	-603	0
13	3	3krad Unbiased	-602.2	-602.2	0
14	3	3krad Unbiased	-601.8	-601.6	0.0002
15	5	3krad Biased	-603.6	-603.6	0
16	5	3krad Biased	-602.5	-602.8	-0.0003
17	5	3krad Biased	-601.9	-601.9	0
18	5	3krad Biased	-603.7	-604	-0.0003
19	5	3krad Biased	-600.9	-601	-0.0001
20	10	10krad Unbiased	-601.4	-601.5	-0.0001
21	10	10krad Unbiased	-602.1	-602.4	-0.0003
22	10	10krad Unbiased	-602	-602.1	-0.0001
23	10	10krad Unbiased	-603.3	-603.1	0.0002
24	10	10krad Unbiased	-602.3	-602	0.0003
25	15	10krad Biased	-602.5	-603	-0.0005
26	15	10krad Biased	-601.8	-602.1	-0.0003
27	15	10krad Biased	-602.1	-602	0.0001
28	15	10krad Biased	-602.8	-602.7	0.0001
29	15	10krad Biased	-602.8	-602.9	-0.0001
30	30	30krad Unbiased	-602.7	-603.7	-0.001
31	30	30krad Unbiased	-602.9	-602.8	0.0001
32	30	30krad Unbiased	-603.4	-603.3	0.0001
33	30	30krad Unbiased	-602.1	-602.5	-0.0004
34	30	30krad Unbiased	-602.3	-602.2	0.0001
35	35	30krad Biased	-602.8	-602.9	-0.0001
36	35	30krad Biased	-601.2	-601.4	-0.0002
37	35	30krad Biased	-603.6	-604.3	-0.0007
38	35	30krad Biased	-602.5	-602.5	0
39	35	30krad Biased	-604	-604	0
40	50	50krad Unbiased	-602.5	-603.4	-0.0009
41	50	50krad Unbiased	-602.1	-604.1	-0.002
42	50	50krad Unbiased	-603.3	-603.7	-0.0004
43	50	50krad Unbiased	-603.1	-604.1	-0.001
44	50	50krad Unbiased	-602.4	-603.3	-0.0009
45	55	50krad Biased	-602.4	-602.4	0
46	55	50krad Biased	-603.6	-603.7	-0.0001
47	55	50krad Biased	-602.9	-603.7	-0.0008
48	55	50krad Biased	-602.6	-602.1	0.0005
49	55	50krad Biased	-603.5	-603.1	0.0004
50	100	100krad Unbiased	-603.1	-604.1	-0.001
51	100	100krad Unbiased	-602.6	-604.1	-0.0015
52	100	100krad Unbiased	-601.2	-603.7	-0.0025
53	100	100krad Unbiased	-603.5	-602.6	0.0009
54	100	100krad Unbiased	-602.8	-603.4	-0.0006
55	110	100krad Biased	-604.2	-604.4	-0.0002
56	110	100krad Biased	-603.2	-603.9	-0.0007
57	110	100krad Biased	-603.8	-604.5	-0.0007
58	110	100krad Biased	-602.3	-603.1	-0.0008
59	110	100krad Biased	-601.6	-601.9	-0.0003

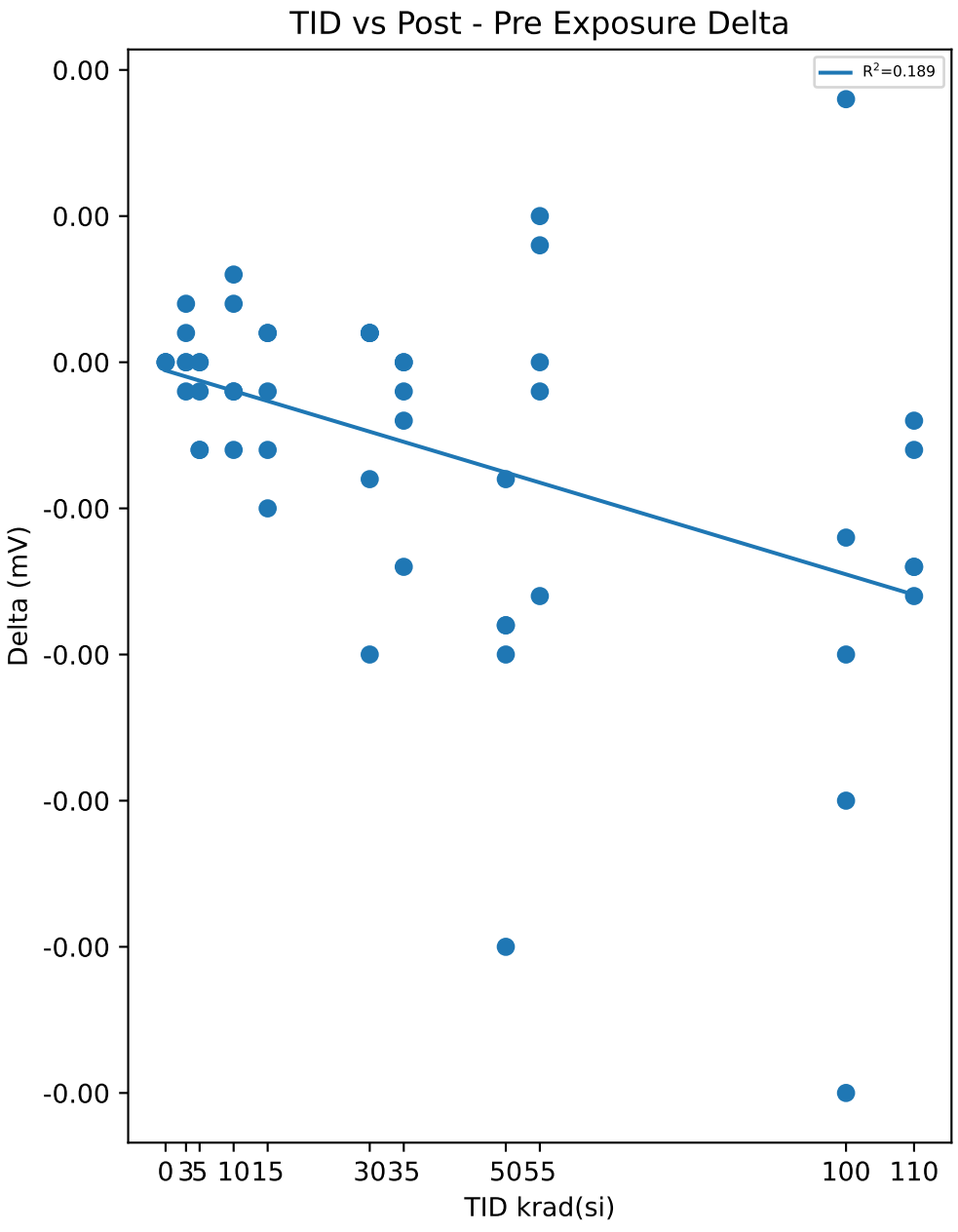

Test Statistics (mV)

krad(si)	Pre Exposure Min	Pre Exposure Avg	Pre Exposure Max	Pre Exposure Std	Post Exposure Min	Post Exposure Avg	Post Exposure Max	Post Exposure Std	Min Delta	Avg Delta	Max Delta	Std Delta
0	-603.2	-602.77	-602.1	0.58595	-603.2	-602.77	-602.1	0.58595	0	0	0	0
3	-603	-601.94	-601.3	0.69138	-603	-601.9	-601.3	0.70711	-0.0001	4e-05	0.0002	0.00011402
5	-603.7	-602.52	-600.9	1.1798	-604	-602.66	-601	1.228	-0.0003	-0.00014	0	0.00015166
10	-603.3	-602.22	-601.4	0.69065	-603.1	-602.22	-601.5	0.58907	-0.0003	-2.2204e-17	0.0003	0.00024495
15	-602.8	-602.4	-601.8	0.44159	-603	-602.54	-602	0.46152	-0.0005	-0.00014	0.0001	0.00026077
30	-603.4	-602.68	-602.1	0.51186	-603.7	-602.9	-602.2	0.60415	-0.001	-0.00022	0.0001	0.00048683
35	-604	-602.82	-601.2	1.0872	-604.3	-603.02	-601.4	1.1735	-0.0007	-0.0002	0	0.00029155
50	-603.3	-602.68	-602.1	0.502	-604.1	-603.72	-603.3	0.37683	-0.002	-0.00104	-0.0004	0.00058566
55	-603.6	-603	-602.4	0.53385	-603.7	-603	-602.1	0.73485	-0.0008	2.2204e-17	0.0005	0.00051478
100	-603.5	-602.64	-601.2	0.8735	-604.1	-603.58	-602.6	0.62209	-0.0025	-0.00094	0.0009	0.0012502
110	-604.2	-603.02	-601.6	1.0686	-604.5	-603.56	-601.9	1.0807	-0.0008	-0.00054	-0.0002	0.00027019

Device Test: 30.3 VREF|/VREF//1N8V//6.3/@PTJ9T9_1

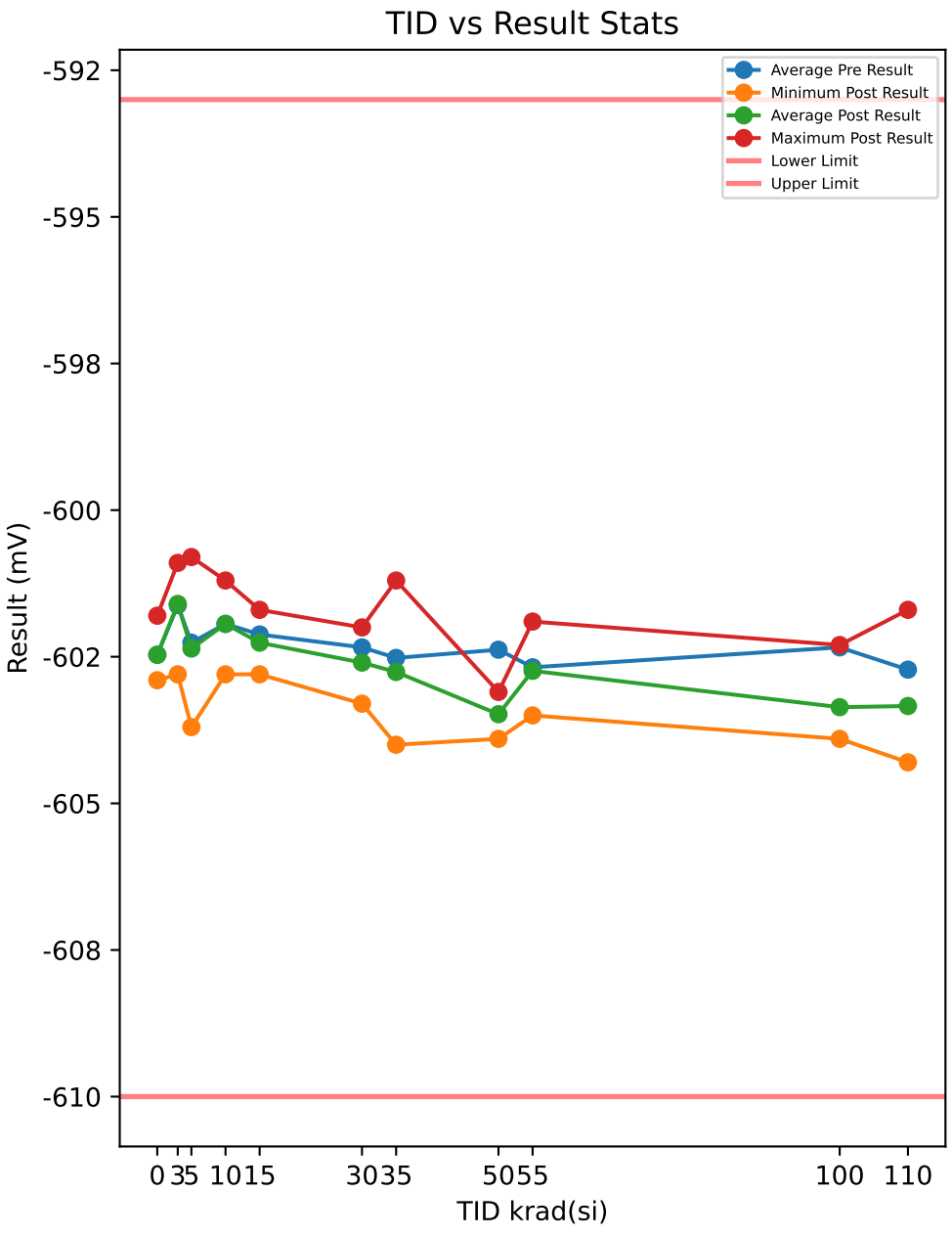

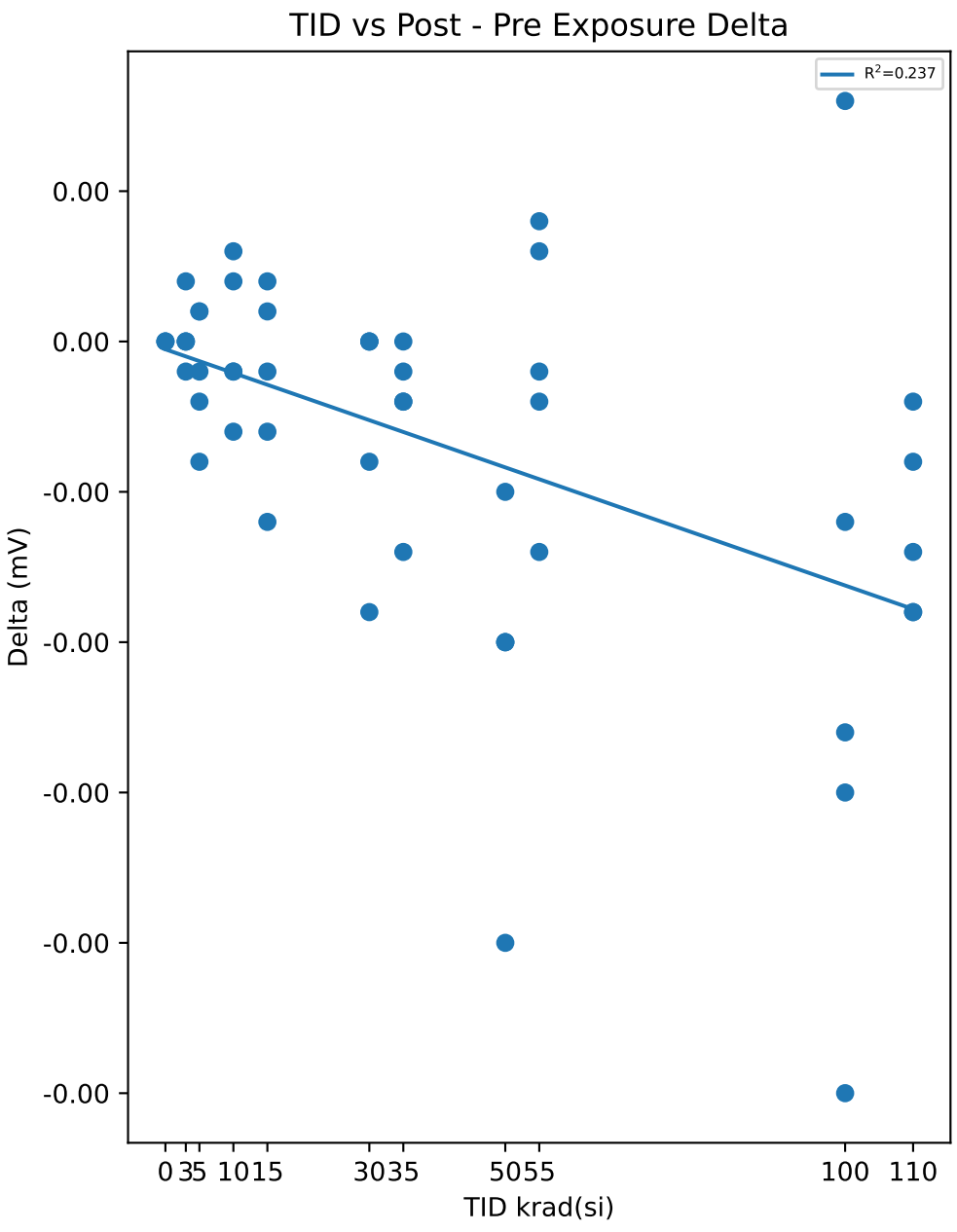

Test Results (Lower Limit = -610.0, Upper Limit = -593.0 (mV))

Serial #	krad(si)	Exposure Conditions	Pre Result	Post Result	Delta
1	0	CU1	-602.7	-602.7	0
2	0	CU2	-601.8	-601.8	0
3	0	CU3	-602.9	-602.9	0
10	3	3krad Unbiased	-601.1	-601.1	0
11	3	3krad Unbiased	-600.8	-600.9	-0.0001
12	3	3krad Unbiased	-602.8	-602.8	0
13	3	3krad Unbiased	-601.9	-601.9	0
14	3	3krad Unbiased	-601.5	-601.3	0.0002
15	5	3krad Biased	-603.3	-603.2	0.0001
16	5	3krad Biased	-602.3	-602.5	-0.0002
17	5	3krad Biased	-601.7	-601.6	0.0001
18	5	3krad Biased	-603.3	-603.7	-0.0004
19	5	3krad Biased	-600.7	-600.8	-0.0001
20	10	10krad Unbiased	-601.1	-601.2	-0.0001
21	10	10krad Unbiased	-601.8	-602.1	-0.0003
22	10	10krad Unbiased	-601.8	-601.9	-0.0001
23	10	10krad Unbiased	-603	-602.8	0.0002
24	10	10krad Unbiased	-602	-601.7	0.0003
25	15	10krad Biased	-602.2	-602.8	-0.0006
26	15	10krad Biased	-601.5	-601.8	-0.0003
27	15	10krad Biased	-601.9	-601.7	0.0002
28	15	10krad Biased	-602.5	-602.4	0.0001
29	15	10krad Biased	-602.5	-602.6	-0.0001
30	30	30krad Unbiased	-602.4	-603.3	-0.0009
31	30	30krad Unbiased	-602.5	-602.5	0
32	30	30krad Unbiased	-603	-603	0
33	30	30krad Unbiased	-601.8	-602.2	-0.0004
34	30	30krad Unbiased	-602	-602	0
35	35	30krad Biased	-602.5	-602.7	-0.0002
36	35	30krad Biased	-601	-601.2	-0.0002
37	35	30krad Biased	-603.3	-604	-0.0007
38	35	30krad Biased	-602.1	-602.2	-0.0001
39	35	30krad Biased	-603.7	-603.7	0
40	50	50krad Unbiased	-602.2	-603.2	-0.001
41	50	50krad Unbiased	-601.9	-603.9	-0.002
42	50	50krad Unbiased	-603	-603.5	-0.0005
43	50	50krad Unbiased	-602.7	-603.7	-0.001
44	50	50krad Unbiased	-602.1	-603.1	-0.001
45	55	50krad Biased	-602	-602.1	-0.0001
46	55	50krad Biased	-603.3	-603.5	-0.0002
47	55	50krad Biased	-602.7	-603.4	-0.0007
48	55	50krad Biased	-602.3	-601.9	0.0004
49	55	50krad Biased	-603.1	-602.8	0.0003
50	100	100krad Unbiased	-602.6	-603.9	-0.0013
51	100	100krad Unbiased	-602.4	-603.9	-0.0015
52	100	100krad Unbiased	-601	-603.5	-0.0025
53	100	100krad Unbiased	-603.1	-602.3	0.0008
54	100	100krad Unbiased	-602.6	-603.2	-0.0006
55	110	100krad Biased	-603.9	-604.1	-0.0002
56	110	100krad Biased	-603	-603.7	-0.0007
57	110	100krad Biased	-603.4	-604.3	-0.0009
58	110	100krad Biased	-602	-602.9	-0.0009
59	110	100krad Biased	-601.3	-601.7	-0.0004

Test Statistics (mV)

krad(si)	Pre Exposure Min	Pre Exposure Avg	Pre Exposure Max	Pre Exposure Std	Post Exposure Min	Post Exposure Avg	Post Exposure Max	Post Exposure Std	Min Delta	Avg Delta	Max Delta	Std Delta
0	-602.9	-602.47	-601.8	0.58595	-602.9	-602.47	-601.8	0.58595	0	0	0	0
3	-602.8	-601.62	-600.8	0.7791	-602.8	-601.6	-600.9	0.76811	-0.0001	2e-05	0.0002	0.00010954
5	-603.3	-602.26	-600.7	1.1082	-603.7	-602.36	-600.8	1.176	-0.0004	-0.0001	0.0001	0.00021213
10	-603	-601.94	-601.1	0.68411	-602.8	-601.94	-601.2	0.58566	-0.0003	0	0.0003	0.00024495
15	-602.5	-602.12	-601.5	0.42661	-602.8	-602.26	-601.7	0.48785	-0.0006	-0.00014	0.0002	0.00032094
30	-603	-602.34	-601.8	0.4669	-603.3	-602.6	-602	0.54314	-0.0009	-0.00026	0	0.00039749
35	-603.7	-602.52	-601	1.0592	-604	-602.76	-601.2	1.1371	-0.0007	-0.00024	0	0.00027019
50	-603	-602.38	-601.9	0.45497	-603.9	-603.48	-603.1	0.33466	-0.002	-0.0011	-0.0005	0.00054772
55	-603.3	-602.68	-602	0.54037	-603.5	-602.74	-601.9	0.73007	-0.0007	-6e-05	0.0004	0.00043932
100	-603.1	-602.34	-601	0.79246	-603.9	-603.36	-602.3	0.66182	-0.0025	-0.00102	0.0008	0.0012235
110	-603.9	-602.72	-601.3	1.0569	-604.3	-603.34	-601.7	1.0621	-0.0009	-0.00062	-0.0002	0.00031145

Device Test: 35.1 SWITCHING_FREQ|/CFLYP///0mA/3/@F_SW_1302

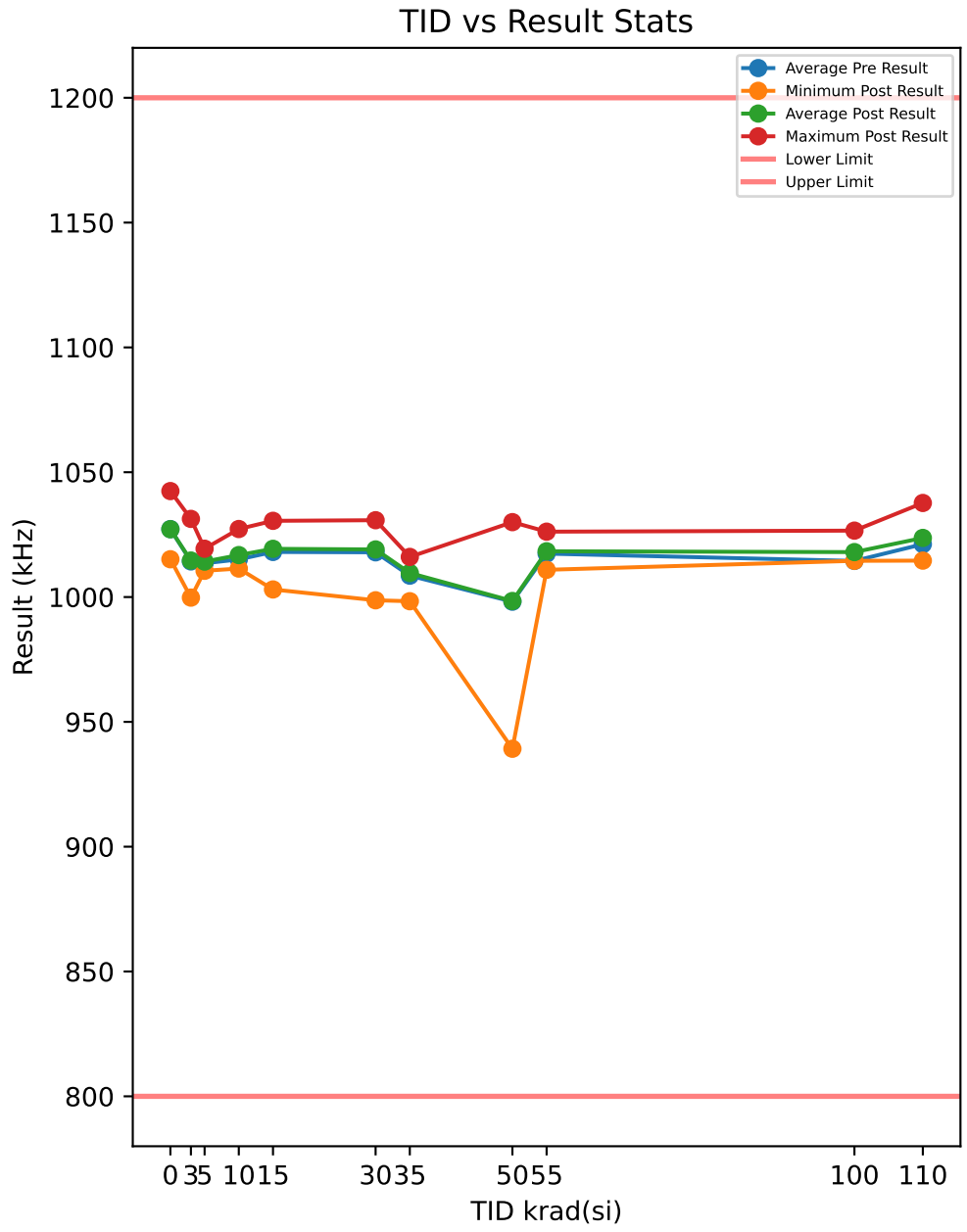

Test Results (Lower Limit = 800.0, Upper Limit = 1200.0 (kHz))

Serial #	krad(si)	Exposure Conditions	Pre Result	Post Result	Delta
1	0	CU1	1042.5	1042.4	-0.0126
2	0	CU2	1024	1023.9	-0.1336
3	0	CU3	1015.2	1015.1	-0.0331
10	3	3krad Unbiased	1022	1022.9	0.8173
11	3	3krad Unbiased	1009.5	1010	0.5437
12	3	3krad Unbiased	1031.5	1031.3	-0.2197
13	3	3krad Unbiased	1008	1009.1	1.1311
14	3	3krad Unbiased	1000.3	999.77	-0.5091
15	5	3krad Biased	1010	1010.5	0.535
16	5	3krad Biased	1018.7	1019.4	0.6754
17	5	3krad Biased	1012.8	1013.7	0.9137
18	5	3krad Biased	1010	1010.9	0.8868
19	5	3krad Biased	1016.2	1016.6	0.3967
20	10	10krad Unbiased	1013.7	1015.3	1.6968
21	10	10krad Unbiased	1026.4	1027.3	0.8573
22	10	10krad Unbiased	1008.6	1011.4	2.8151
23	10	10krad Unbiased	1016.9	1018.1	1.1998
24	10	10krad Unbiased	1009.8	1011.9	2.0767
25	15	10krad Biased	1003.6	1003	-0.5833
26	15	10krad Biased	1022.7	1024.5	1.788
27	15	10krad Biased	1028.1	1030.5	2.4176
28	15	10krad Biased	1021.7	1022	0.3601
29	15	10krad Biased	1014.2	1016.5	2.2994
30	30	30krad Unbiased	1011.1	1015.8	4.6533
31	30	30krad Unbiased	1030.2	1030.8	0.6251
32	30	30krad Unbiased	1023	1023.4	0.4079
33	30	30krad Unbiased	1001.1	998.7	-2.3687
34	30	30krad Unbiased	1024.3	1026.7	2.4397
35	35	30krad Biased	1012.5	1010.4	-2.0782
36	35	30krad Biased	1015.7	1016.1	0.3781
37	35	30krad Biased	1014.6	1015.4	0.7641
38	35	30krad Biased	994.46	998.33	3.8675
39	35	30krad Biased	1005.6	1008	2.387
40	50	50krad Unbiased	941.16	939.23	-1.9286
41	50	50krad Unbiased	1012	1011.2	-0.7581
42	50	50krad Unbiased	1001.5	1002.4	0.9624
43	50	50krad Unbiased	1007.6	1009.2	1.5598
44	50	50krad Unbiased	1028.5	1030	1.4742
45	55	50krad Biased	1010.5	1010.9	0.4508
46	55	50krad Biased	1027	1025.7	-1.3422
47	55	50krad Biased	1027.3	1026.2	-1.1406
48	55	50krad Biased	1013.2	1013.4	0.2312
49	55	50krad Biased	1009	1015.5	6.5073
50	100	100krad Unbiased	993.6	1014.6	20.951
51	100	100krad Unbiased	1016.8	1014.5	-2.2696
52	100	100krad Unbiased	1030.1	1026.6	-3.4658
53	100	100krad Unbiased	1015.8	1015.9	0.0843
54	100	100krad Unbiased	1016.1	1018.5	2.3717
55	110	100krad Biased	1013.8	1014.6	0.8272
56	110	100krad Biased	1020.5	1021.5	0.9294
57	110	100krad Biased	1010.7	1018.3	7.6782
58	110	100krad Biased	1031.7	1037.7	5.9386
59	110	100krad Biased	1029.2	1026.3	-2.8706

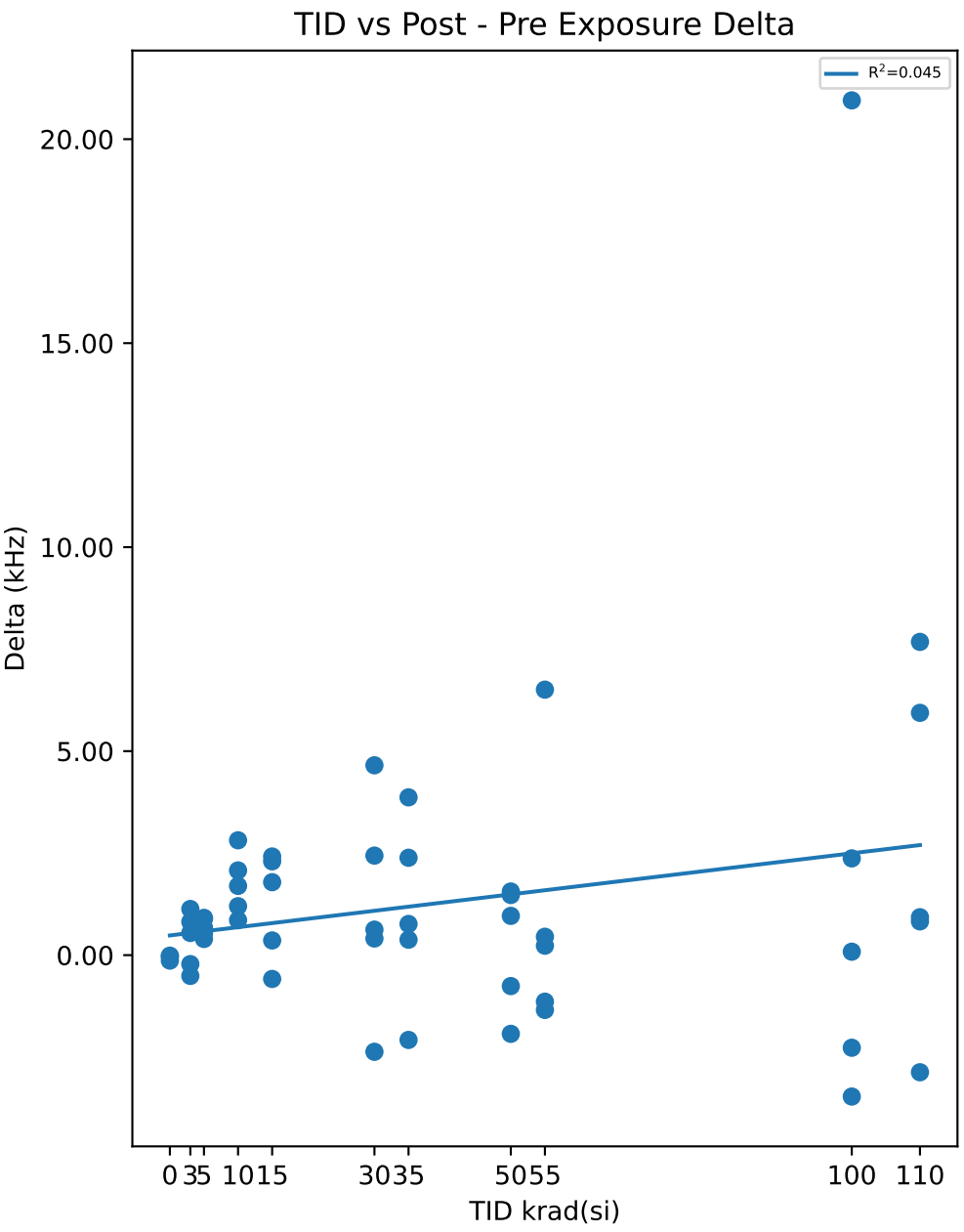

Test Statistics (kHz)

krad(si)	Pre Exposure Min	Pre Exposure Avg	Pre Exposure Max	Pre Exposure Std	Post Exposure Min	Post Exposure Avg	Post Exposure Max	Post Exposure Std	Min Delta	Avg Delta	Max Delta	Std Delta
0	1015.2	1027.2	1042.5	13.92	1015.1	1027.2	1042.4	13.943	-0.1336	-0.059767	-0.0126	0.064758
3	1000.3	1014.3	1031.5	12.41	999.77	1014.6	1031.3	12.43	-0.5091	0.35266	1.1311	0.69437
5	1010	1013.5	1018.7	3.8471	1010.5	1014.2	1019.4	3.7775	0.3967	0.68152	0.9137	0.22287
10	1008.6	1015.1	1026.4	7.1256	1011.4	1016.8	1027.3	6.4441	0.8573	1.7291	2.8151	0.76509
15	1003.6	1018.1	1028.1	9.4775	1003	1019.3	1030.5	10.406	-0.5833	1.2564	2.4176	1.314
30	1001.1	1017.9	1030.2	11.686	998.7	1019.1	1030.8	12.653	-2.3687	1.1515	4.6533	2.605
35	994.46	1008.6	1015.7	8.8041	998.33	1009.6	1016.1	7.1648	-2.0782	1.0637	3.8675	2.2385
50	941.16	998.15	1028.5	33.401	939.23	998.41	1030	34.628	-1.9286	0.26194	1.5598	1.5398
55	1009	1017.4	1027.3	9.052	1010.9	1018.3	1026.2	7.1172	-1.3422	0.9413	6.5073	3.2122
100	993.6	1014.5	1030.1	13.122	1014.5	1018	1026.6	5.0692	-3.4658	3.5343	20.951	9.9909
110	1010.7	1021.2	1031.7	9.2413	1014.6	1023.7	1037.7	8.9297	-2.8706	2.5006	7.6782	4.2646

Device Test: 35.2 SWITCHING_FREQ|/CFLYP///10mA/3/@F_SW_1302

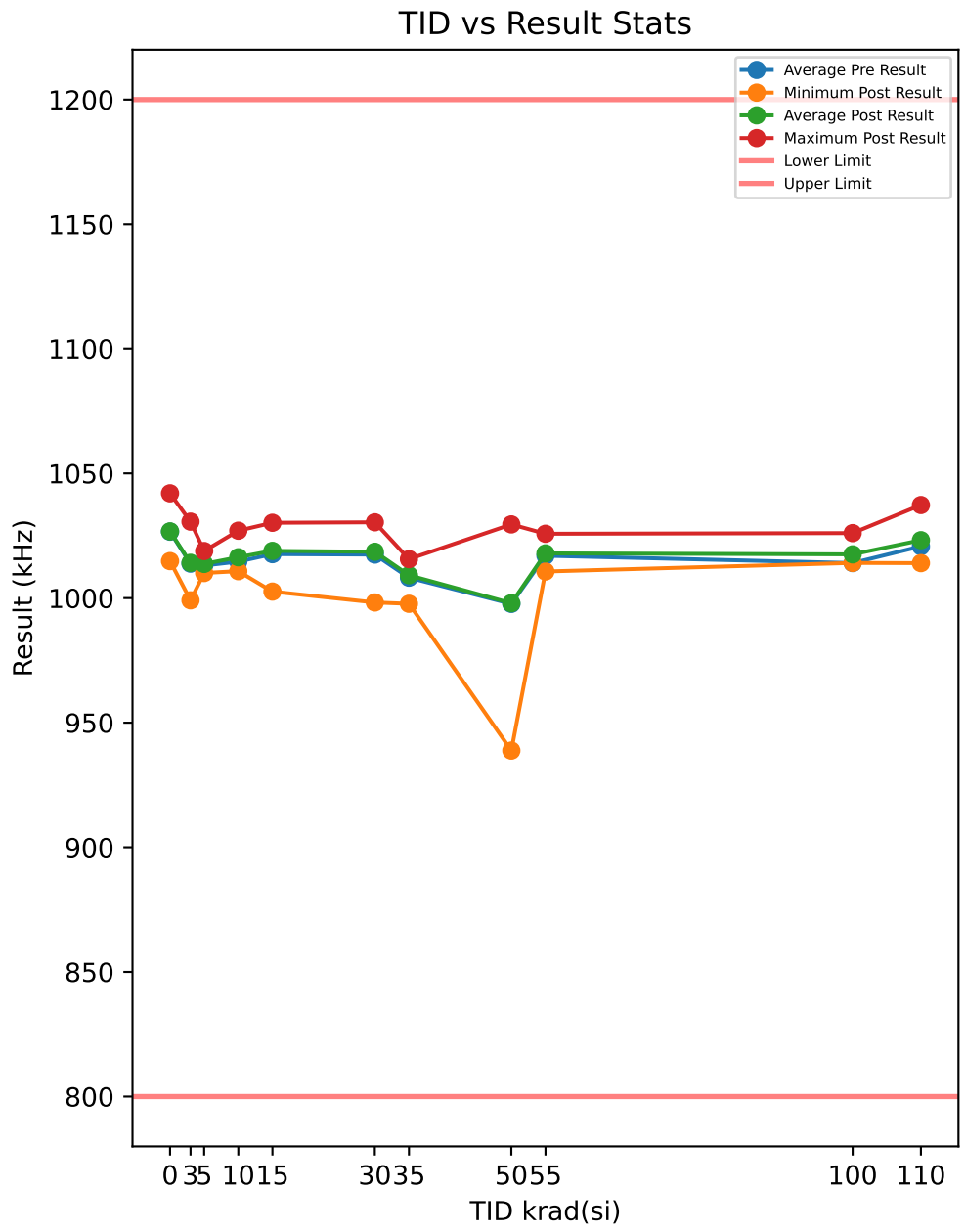

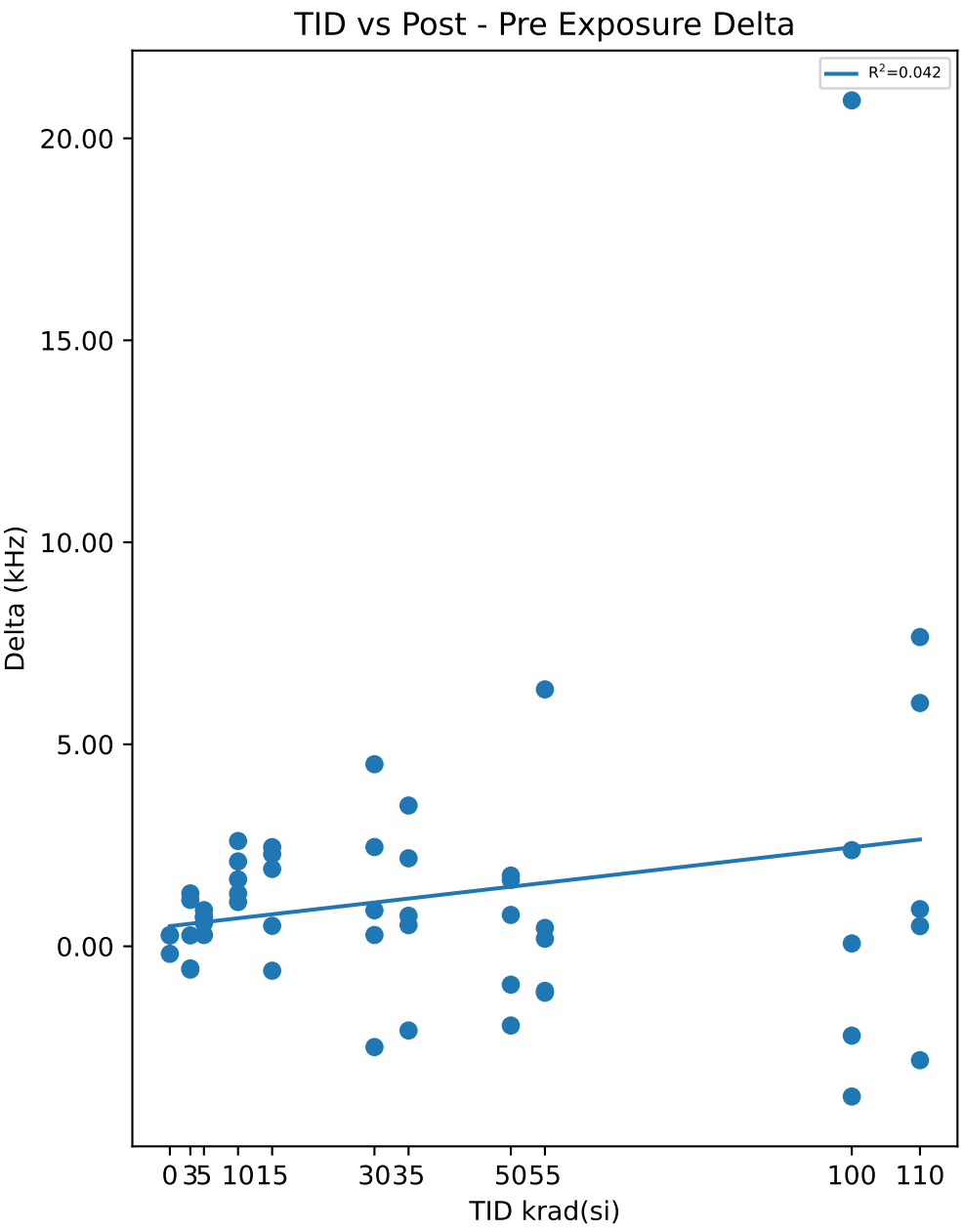

Test Results (Lower Limit = 800.0, Upper Limit = 1200.0 (kHz))

Serial #	krad(si)	Exposure Conditions	Pre Result	Post Result	Delta
1	0	CU1	1041.8	1042	0.2676
2	0	CU2	1023.6	1023.4	-0.186
3	0	CU3	1014.5	1014.8	0.2796
10	3	3krad Unbiased	1021.4	1022.6	1.1479
11	3	3krad Unbiased	1009.2	1009.4	0.2698
12	3	3krad Unbiased	1031.2	1030.6	-0.5467
13	3	3krad Unbiased	1007.6	1008.9	1.3093
14	3	3krad Unbiased	999.67	999.1	-0.5775
15	5	3krad Biased	1009.5	1010	0.577
16	5	3krad Biased	1018.1	1018.9	0.7315
17	5	3krad Biased	1012.4	1013.1	0.7248
18	5	3krad Biased	1009.5	1010.4	0.8955
19	5	3krad Biased	1015.8	1016.1	0.2797
20	10	10krad Unbiased	1013.4	1015	1.6566
21	10	10krad Unbiased	1025.9	1027	1.0966
22	10	10krad Unbiased	1008.2	1010.8	2.6062
23	10	10krad Unbiased	1016.3	1017.7	1.3074
24	10	10krad Unbiased	1009.3	1011.4	2.1014
25	15	10krad Biased	1003.2	1002.6	-0.6038
26	15	10krad Biased	1022.3	1024.2	1.9146
27	15	10krad Biased	1027.7	1030.2	2.4543
28	15	10krad Biased	1021.1	1021.6	0.5072
29	15	10krad Biased	1013.7	1016	2.2835
30	30	30krad Unbiased	1010.8	1015.3	4.5071
31	30	30krad Unbiased	1029.5	1030.4	0.8915
32	30	30krad Unbiased	1022.4	1022.7	0.2804
33	30	30krad Unbiased	1000.7	998.23	-2.4938
34	30	30krad Unbiased	1023.8	1026.2	2.4567
35	35	30krad Biased	1012.2	1010.1	-2.084
36	35	30krad Biased	1015.1	1015.6	0.5232
37	35	30krad Biased	1014.1	1014.8	0.7559
38	35	30krad Biased	994.22	997.71	3.485
39	35	30krad Biased	1005.3	1007.5	2.1785
40	50	50krad Unbiased	940.77	938.81	-1.9611
41	50	50krad Unbiased	1011.5	1010.6	-0.9499
42	50	50krad Unbiased	1001.1	1001.9	0.7769
43	50	50krad Unbiased	1007.1	1008.9	1.7511
44	50	50krad Unbiased	1027.9	1029.5	1.6414
45	55	50krad Biased	1010.2	1010.7	0.4546
46	55	50krad Biased	1026.3	1025.2	-1.1478
47	55	50krad Biased	1026.9	1025.8	-1.1034
48	55	50krad Biased	1012.9	1013.1	0.1875
49	55	50krad Biased	1008.6	1015	6.3595
50	100	100krad Unbiased	993.16	1014.1	20.94
51	100	100krad Unbiased	1016.5	1014.3	-2.2114
52	100	100krad Unbiased	1029.8	1026.1	-3.7189
53	100	100krad Unbiased	1015.4	1015.5	0.0711
54	100	100krad Unbiased	1015.4	1017.8	2.3803
55	110	100krad Biased	1013.5	1014	0.4995
56	110	100krad Biased	1019.9	1020.9	0.9202
57	110	100krad Biased	1010.2	1017.9	7.6551
58	110	100krad Biased	1031.3	1037.3	6.0222
59	110	100krad Biased	1028.7	1025.9	-2.8194

Test Statistics (kHz)

krad(si)	Pre Exposure Min	Pre Exposure Avg	Pre Exposure Max	Pre Exposure Std	Post Exposure Min	Post Exposure Avg	Post Exposure Max	Post Exposure Std	Min Delta	Avg Delta	Max Delta	Std Delta
0	1014.5	1026.6	1041.8	13.86	1014.8	1026.7	1042	13.907	-0.186	0.1204	0.2796	0.26542
3	999.67	1013.8	1031.2	12.448	999.1	1014.1	1030.6	12.44	-0.5775	0.32056	1.3093	0.89768
5	1009.5	1013.1	1018.1	3.857	1010	1013.7	1018.9	3.7802	0.2797	0.6417	0.8955	0.23163
10	1008.2	1014.6	1025.9	7.1117	1010.8	1016.4	1027	6.5754	1.0966	1.7536	2.6062	0.60993
15	1003.2	1017.6	1027.7	9.4809	1002.6	1018.9	1030.2	10.456	-0.6038	1.3112	2.4543	1.3162
30	1000.7	1017.4	1029.5	11.551	998.23	1018.6	1030.4	12.645	-2.4938	1.1284	4.5071	2.6017
35	994.22	1008.2	1015.1	8.6816	997.71	1009.2	1015.6	7.222	-2.084	0.97172	3.485	2.0832
50	940.77	997.68	1027.9	33.334	938.81	997.93	1029.5	34.604	-1.9611	0.25168	1.7511	1.6428
55	1008.6	1017	1026.9	8.9169	1010.7	1017.9	1025.8	7.0608	-1.1478	0.95008	6.3595	3.1107
100	993.16	1014	1029.8	13.164	1014.1	1017.5	1026.1	4.983	-3.7189	3.4921	20.94	10.023
110	1010.2	1020.7	1031.3	9.1985	1014	1023.2	1037.3	9.0085	-2.8194	2.4555	7.6551	4.2943

Device Test: 35.3 SWITCHING_FREQ|/CFLYP///150mA/3/@F_SW_1302

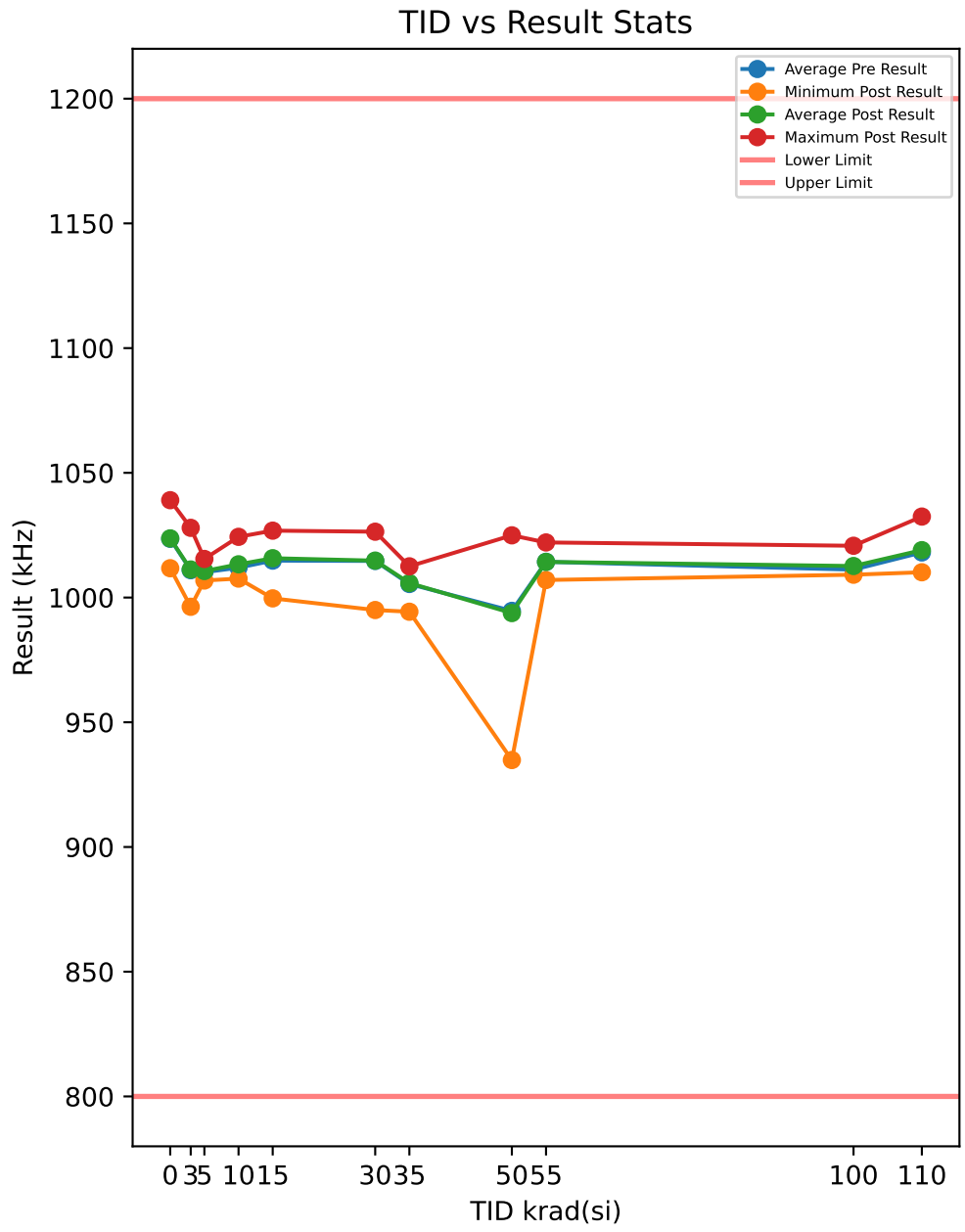

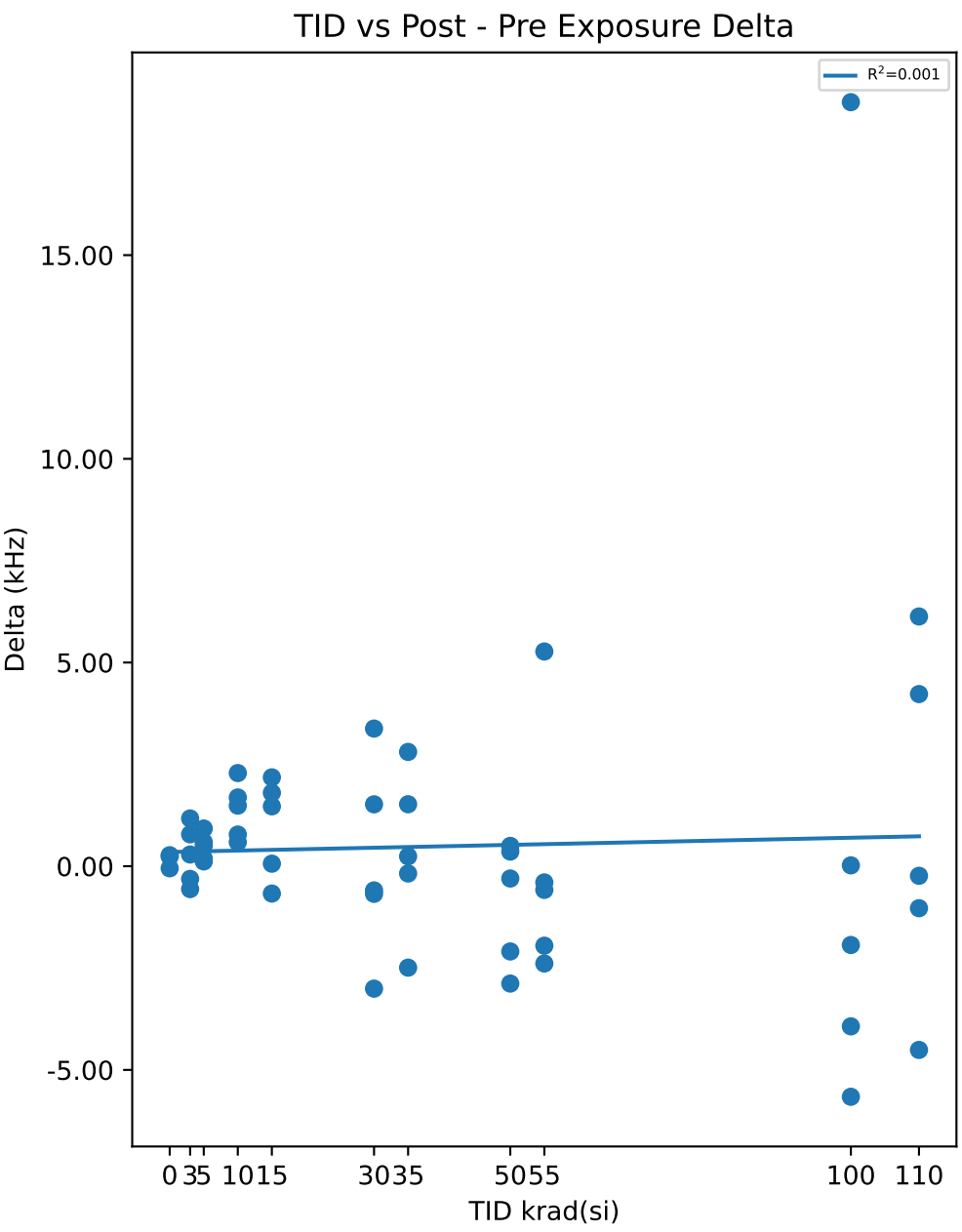

Test Results (Lower Limit = 800.0, Upper Limit = 1200.0 (kHz))

Serial #	krad(si)	Exposure Conditions	Pre Result	Post Result	Delta
1	0	CU1	1038.8	1039	0.2698
2	0	CU2	1020.4	1020.4	-0.0507
3	0	CU3	1011.5	1011.8	0.2396
10	3	3krad Unbiased	1018.5	1019.3	0.7831
11	3	3krad Unbiased	1006.7	1007	0.2875
12	3	3krad Unbiased	1028.3	1027.9	-0.3117
13	3	3krad Unbiased	1004.6	1005.7	1.1725
14	3	3krad Unbiased	996.86	996.3	-0.561
15	5	3krad Biased	1006.7	1006.8	0.1183
16	5	3krad Biased	1014.9	1015.5	0.5923
17	5	3krad Biased	1009.5	1010	0.5059
18	5	3krad Biased	1006.7	1007.6	0.9253
19	5	3krad Biased	1013.1	1013.3	0.1885
20	10	10krad Unbiased	1010.6	1012	1.4873
21	10	10krad Unbiased	1023.8	1024.3	0.5903
22	10	10krad Unbiased	1005.3	1007.6	2.2869
23	10	10krad Unbiased	1013.3	1014.1	0.7777
24	10	10krad Unbiased	1006.9	1008.5	1.6878
25	15	10krad Biased	1000.3	999.67	-0.6714
26	15	10krad Biased	1019.6	1021.1	1.4699
27	15	10krad Biased	1024.6	1026.8	2.181
28	15	10krad Biased	1018.1	1018.1	0.0625
29	15	10krad Biased	1011.3	1013.1	1.8017
30	30	30krad Unbiased	1008.3	1011.7	3.3786
31	30	30krad Unbiased	1027	1026.4	-0.5938
32	30	30krad Unbiased	1019.8	1019.2	-0.6779
33	30	30krad Unbiased	998	995	-3.0049
34	30	30krad Unbiased	1020.2	1021.8	1.5192
35	35	30krad Biased	1009	1006.5	-2.4896
36	35	30krad Biased	1012.7	1012.5	-0.1784
37	35	30krad Biased	1011.4	1011.6	0.2424
38	35	30krad Biased	991.51	994.31	2.8058
39	35	30krad Biased	1002.6	1004.2	1.5212
40	50	50krad Unbiased	937.75	934.87	-2.8806
41	50	50krad Unbiased	1008.4	1006.3	-2.0924
42	50	50krad Unbiased	998.28	997.98	-0.3017
43	50	50krad Unbiased	1004.4	1004.8	0.3593
44	50	50krad Unbiased	1024.4	1024.9	0.4987
45	55	50krad Biased	1007.4	1007	-0.3978
46	55	50krad Biased	1023.3	1021	-2.3877
47	55	50krad Biased	1024	1022.1	-1.9508
48	55	50krad Biased	1010.7	1010.1	-0.5813
49	55	50krad Biased	1006.1	1011.3	5.2704
50	100	100krad Unbiased	990.4	1009.2	18.755
51	100	100krad Unbiased	1013.4	1009.5	-3.9307
52	100	100krad Unbiased	1026.4	1020.8	-5.6591
53	100	100krad Unbiased	1012.7	1010.7	-1.9336
54	100	100krad Unbiased	1013.1	1013.1	0.0212
55	110	100krad Biased	1011.2	1010.1	-1.0309
56	110	100krad Biased	1017.1	1016.8	-0.2355
57	110	100krad Biased	1007.7	1013.8	6.1304
58	110	100krad Biased	1028.2	1032.5	4.2258
59	110	100krad Biased	1026.3	1021.7	-4.5096

Test Statistics (kHz)

krad(si)	Pre Exposure Min	Pre Exposure Avg	Pre Exposure Max	Pre Exposure Std	Post Exposure Min	Post Exposure Avg	Post Exposure Max	Post Exposure Std	Min Delta	Avg Delta	Max Delta	Std Delta
0	1011.5	1023.6	1038.8	13.895	1011.8	1023.7	1039	13.946	-0.0507	0.1529	0.2698	0.17697
3	996.86	1011	1028.3	12.388	996.3	1011.2	1027.9	12.402	-0.561	0.27408	1.1725	0.72576
5	1006.7	1010.2	1014.9	3.708	1006.8	1010.6	1015.5	3.6801	0.1183	0.46606	0.9253	0.3265
10	1005.3	1012	1023.8	7.2992	1007.6	1013.3	1024.3	6.6941	0.5903	1.366	2.2869	0.69176
15	1000.3	1014.8	1024.6	9.3786	999.67	1015.8	1026.8	10.274	-0.6714	0.96874	2.181	1.2172
30	998	1014.7	1027	11.487	995	1014.8	1026.4	12.286	-3.0049	0.12424	3.3786	2.4232
35	991.51	1005.4	1012.7	8.6926	994.31	1005.8	1012.5	7.3134	-2.4896	0.38028	2.8058	1.9845
50	937.75	994.66	1024.4	33.257	934.87	993.78	1024.9	34.417	-2.8806	-0.88334	0.4987	1.5201
55	1006.1	1014.3	1024	8.7284	1007	1014.3	1022.1	6.7884	-2.3877	-0.00944	5.2704	3.0733
100	990.4	1011.2	1026.4	12.988	1009.2	1012.6	1020.8	4.795	-5.6591	1.4506	18.755	9.9051
110	1007.7	1018.1	1028.2	9.0333	1010.1	1019	1032.5	8.6415	-4.5096	0.91604	6.1304	4.2632

Device Test: 35.4 SWITCHING_FREQ|/CFLYP///0mA/6.3/@F_SW_1302

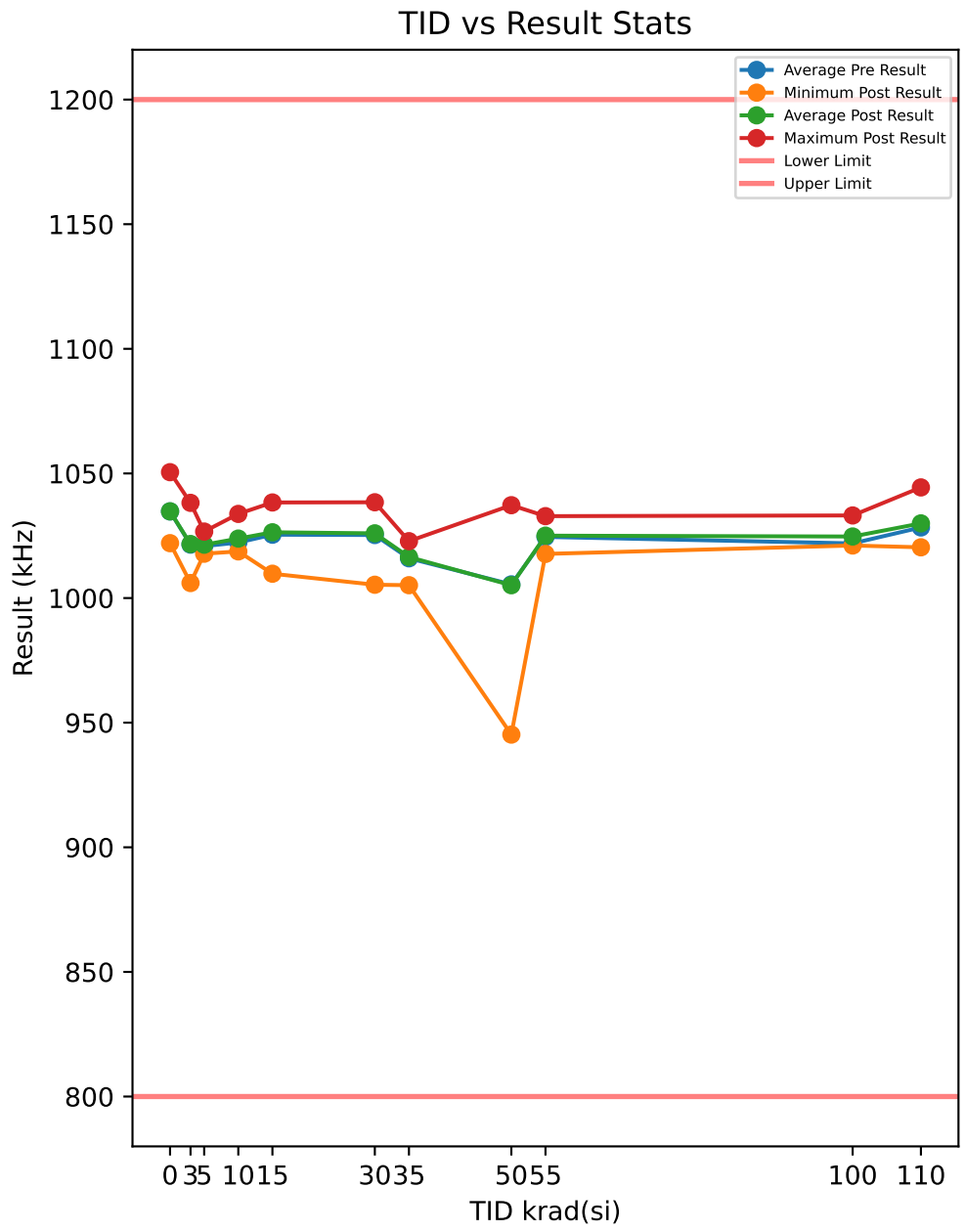

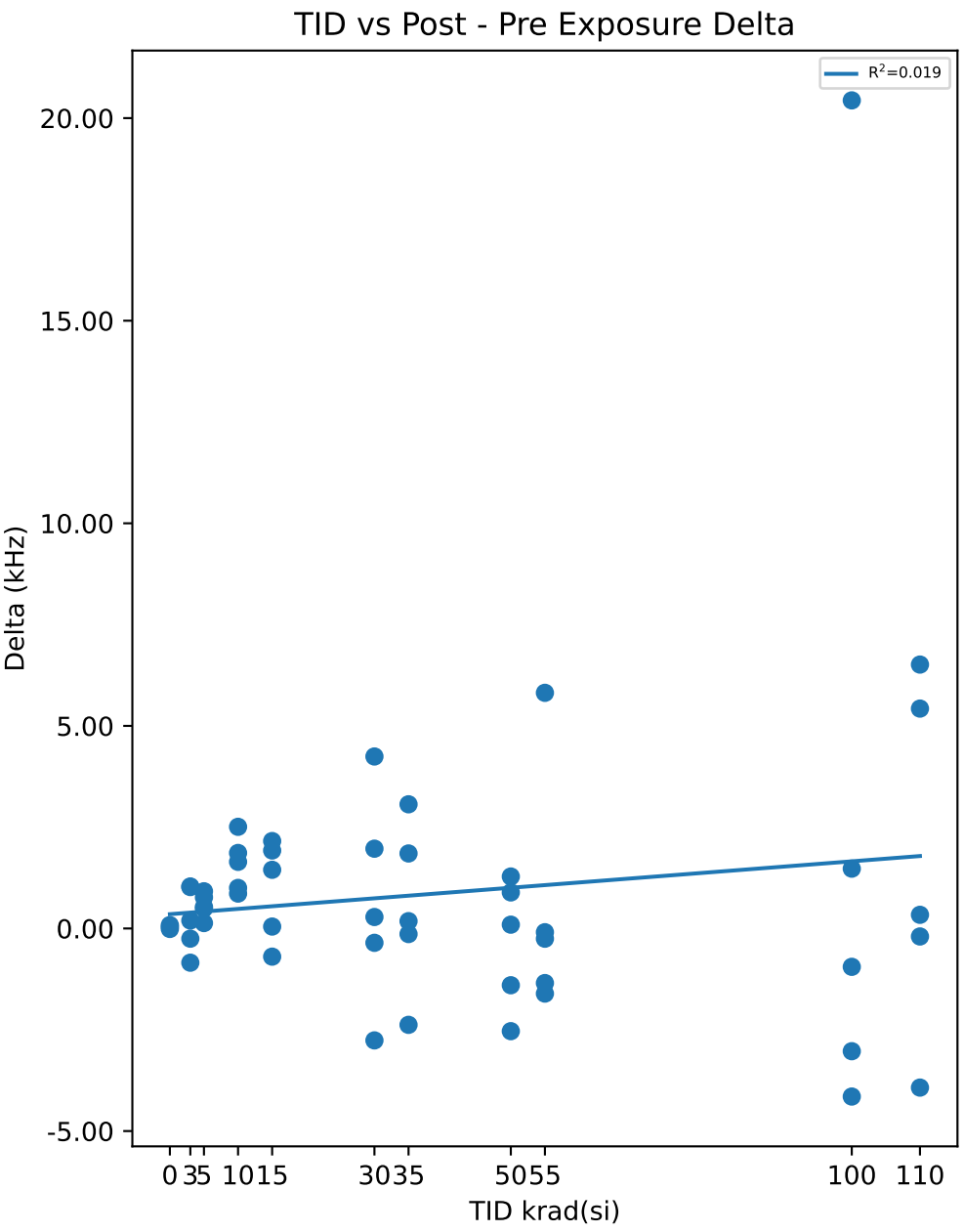

Test Results (Lower Limit = 800.0, Upper Limit = 1200.0 (kHz))

Serial #	krad(si)	Exposure Conditions	Pre Result	Post Result	Delta
1	0	CU1	1050.5	1050.5	0.0413
2	0	CU2	1031.8	1031.9	0.0834
3	0	CU3	1022	1022	-0.0118
10	3	3krad Unbiased	1029.8	1030.8	1.0225
11	3	3krad Unbiased	1017.1	1017.3	0.1964
12	3	3krad Unbiased	1038.4	1038.2	-0.2516
13	3	3krad Unbiased	1015	1016	1.0363
14	3	3krad Unbiased	1006.9	1006	-0.8447
15	5	3krad Biased	1017.3	1017.8	0.4933
16	5	3krad Biased	1026.1	1026.7	0.5338
17	5	3krad Biased	1019.9	1020.7	0.7676
18	5	3krad Biased	1016.9	1017.8	0.9177
19	5	3krad Biased	1023.9	1024	0.1333
20	10	10krad Unbiased	1019.8	1021.4	1.6443
21	10	10krad Unbiased	1032.9	1033.8	0.8613
22	10	10krad Unbiased	1016.2	1018.7	2.5088
23	10	10krad Unbiased	1024.5	1025.5	1.0007
24	10	10krad Unbiased	1018	1019.9	1.8635
25	15	10krad Biased	1010.5	1009.8	-0.6954
26	15	10krad Biased	1030.3	1031.7	1.4479
27	15	10krad Biased	1036.2	1038.4	2.1574
28	15	10krad Biased	1028.3	1028.4	0.0474
29	15	10krad Biased	1021.8	1023.7	1.9243
30	30	30krad Unbiased	1018.1	1022.4	4.2446
31	30	30krad Unbiased	1038.2	1038.4	0.283
32	30	30krad Unbiased	1030.4	1030.1	-0.3541
33	30	30krad Unbiased	1008.1	1005.3	-2.7624
34	30	30krad Unbiased	1031.7	1033.6	1.9691
35	35	30krad Biased	1019.7	1017.3	-2.3784
36	35	30krad Biased	1023	1022.8	-0.1378
37	35	30krad Biased	1022.4	1022.6	0.1807
38	35	30krad Biased	1002.1	1005.2	3.0645
39	35	30krad Biased	1012.7	1014.5	1.8511
40	50	50krad Unbiased	947.76	945.22	-2.5347
41	50	50krad Unbiased	1019.4	1018	-1.4012
42	50	50krad Unbiased	1008.8	1008.9	0.0939
43	50	50krad Unbiased	1015.4	1016.3	0.8897
44	50	50krad Unbiased	1036	1037.3	1.2823
45	55	50krad Biased	1017.8	1017.7	-0.0928
46	55	50krad Biased	1034	1032.3	-1.607
47	55	50krad Biased	1034.2	1032.9	-1.3476
48	55	50krad Biased	1020.5	1020.2	-0.2522
49	55	50krad Biased	1016.2	1022	5.8158
50	100	100krad Unbiased	1000.6	1021.1	20.438
51	100	100krad Unbiased	1024.2	1021.2	-3.0292
52	100	100krad Unbiased	1037.3	1033.1	-4.1482
53	100	100krad Unbiased	1023.8	1022.9	-0.9466
54	100	100krad Unbiased	1023.7	1025.2	1.4763
55	110	100krad Biased	1020.6	1020.4	-0.1976
56	110	100krad Biased	1027.6	1027.9	0.337
57	110	100krad Biased	1018.1	1024.7	6.5131
58	110	100krad Biased	1039	1044.4	5.4268
59	110	100krad Biased	1036.4	1032.5	-3.9273

Test Statistics (kHz)

krad(si)	Pre Exposure Min	Pre Exposure Avg	Pre Exposure Max	Pre Exposure Std	Post Exposure Min	Post Exposure Avg	Post Exposure Max	Post Exposure Std	Min Delta	Avg Delta	Max Delta	Std Delta
0	1022	1034.8	1050.5	14.448	1022	1034.8	1050.5	14.467	-0.0118	0.037633	0.0834	0.047706
3	1006.9	1021.4	1038.4	12.574	1006	1021.7	1038.2	12.778	-0.8447	0.23178	1.0363	0.81643
5	1016.9	1020.8	1026.1	4.0796	1017.8	1021.4	1026.7	3.9146	0.1333	0.56914	0.9177	0.2991
10	1016.2	1022.3	1032.9	6.6946	1018.7	1023.9	1033.8	6.1068	0.8613	1.5757	2.5088	0.67067
15	1010.5	1025.4	1036.2	9.8097	1009.8	1026.4	1038.4	10.712	-0.6954	0.97632	2.1574	1.2423
30	1008.1	1025.3	1038.2	12.033	1005.3	1026	1038.4	12.937	-2.7624	0.67604	4.2446	2.6194
35	1002.1	1016	1023	8.7587	1005.2	1016.5	1022.8	7.2414	-2.3784	0.51602	3.0645	2.0733
50	947.76	1005.5	1036	33.791	945.22	1005.1	1037.3	35.099	-2.5347	-0.334	1.2823	1.6027
55	1016.2	1024.5	1034.2	8.8543	1017.7	1025	1032.9	7.0793	-1.607	0.50324	5.8158	3.0425
100	1000.6	1021.9	1037.3	13.237	1021.1	1024.7	1033.1	5.0036	-4.1482	2.758	20.438	10.113
110	1018.1	1028.3	1039	9.2594	1020.4	1030	1044.4	9.2066	-3.9273	1.6304	6.5131	4.3057

Device Test: 35.5 SWITCHING_FREQ|/CFLYP///10mA/6.3/@F_SW_1302

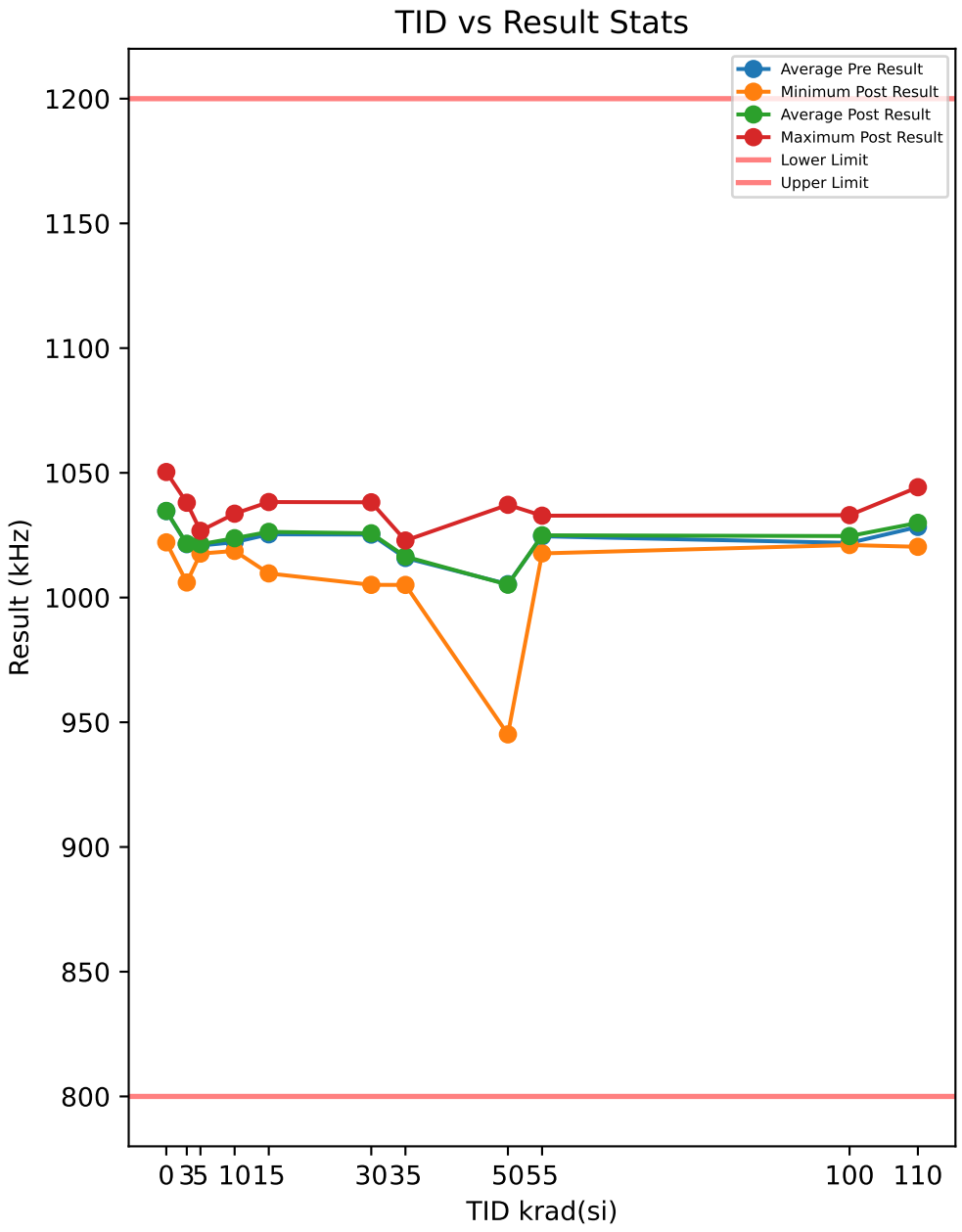

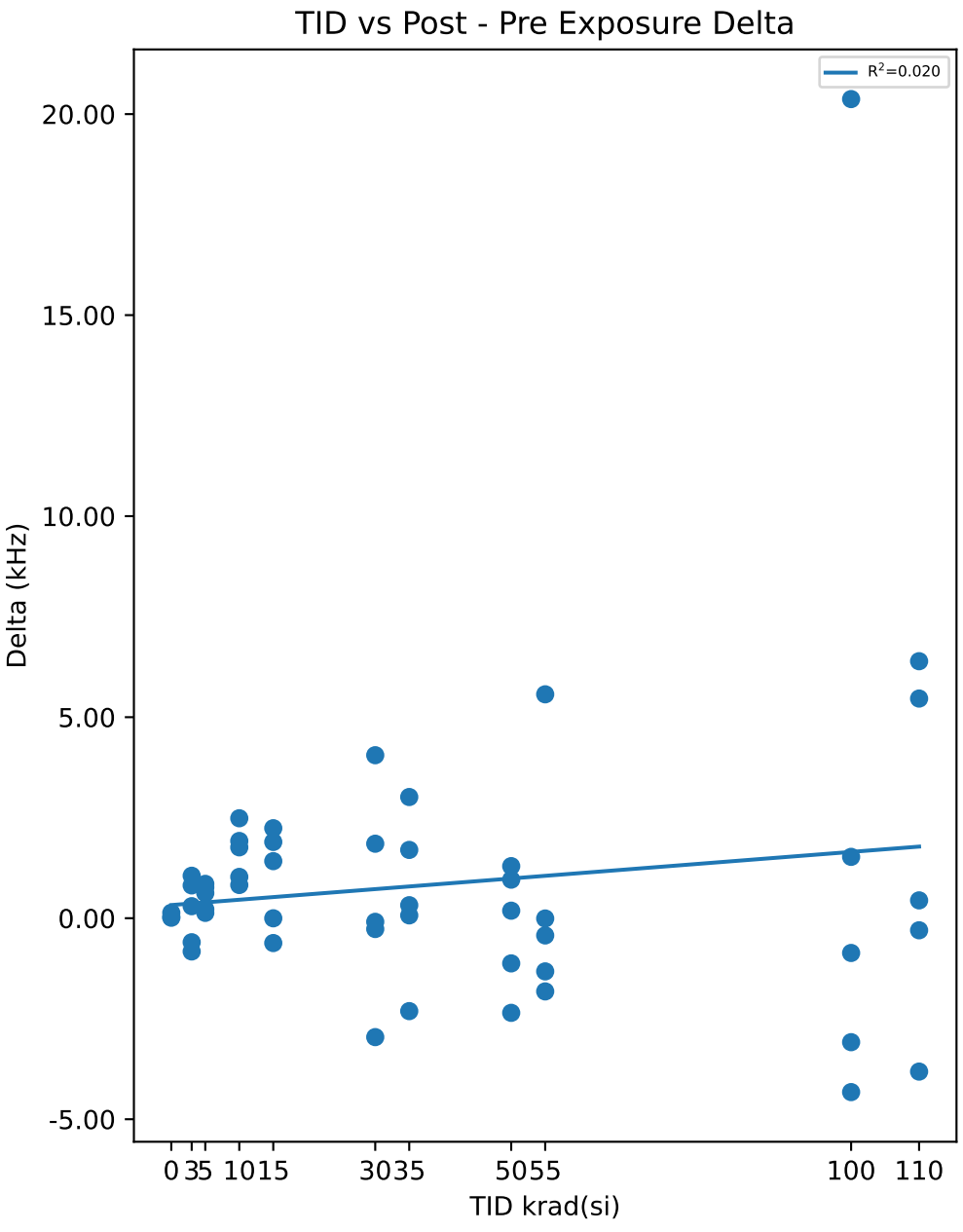

Test Results (Lower Limit = 800.0, Upper Limit = 1200.0 (kHz))

Serial #	krad(si)	Exposure Conditions	Pre Result	Post Result	Delta
1	0	CU1	1050.3	1050.3	0.0301
2	0	CU2	1031.7	1031.7	0.0122
3	0	CU3	1022	1022.1	0.1356
10	3	3krad Unbiased	1029.9	1030.7	0.8157
11	3	3krad Unbiased	1016.8	1017.1	0.2987
12	3	3krad Unbiased	1038.6	1038	-0.5979
13	3	3krad Unbiased	1014.8	1015.9	1.056
14	3	3krad Unbiased	1006.9	1006	-0.827
15	5	3krad Biased	1017.4	1017.6	0.2227
16	5	3krad Biased	1026	1026.7	0.769
17	5	3krad Biased	1020	1020.6	0.6249
18	5	3krad Biased	1016.9	1017.8	0.854
19	5	3krad Biased	1024	1024.2	0.1326
20	10	10krad Unbiased	1019.7	1021.5	1.7629
21	10	10krad Unbiased	1032.8	1033.6	0.8265
22	10	10krad Unbiased	1016.2	1018.7	2.4858
23	10	10krad Unbiased	1024.5	1025.5	1.0273
24	10	10krad Unbiased	1017.7	1019.7	1.921
25	15	10krad Biased	1010.3	1009.7	-0.618
26	15	10krad Biased	1030.3	1031.7	1.4193
27	15	10krad Biased	1036.1	1038.3	2.238
28	15	10krad Biased	1028.4	1028.4	-0.0024
29	15	10krad Biased	1021.7	1023.6	1.8967
30	30	30krad Unbiased	1018	1022.1	4.054
31	30	30krad Unbiased	1038.3	1038.2	-0.0902
32	30	30krad Unbiased	1030.2	1029.9	-0.2688
33	30	30krad Unbiased	1008	1005.1	-2.9578
34	30	30krad Unbiased	1031.7	1033.5	1.8527
35	35	30krad Biased	1019.5	1017.1	-2.311
36	35	30krad Biased	1022.8	1022.9	0.0703
37	35	30krad Biased	1022.3	1022.6	0.3233
38	35	30krad Biased	1002	1005.1	3.0142
39	35	30krad Biased	1012.7	1014.4	1.6986
40	50	50krad Unbiased	947.5	945.15	-2.3538
41	50	50krad Unbiased	1019.3	1018.2	-1.124
42	50	50krad Unbiased	1008.7	1008.9	0.187
43	50	50krad Unbiased	1015.4	1016.4	0.9589
44	50	50krad Unbiased	1035.9	1037.2	1.295
45	55	50krad Biased	1017.7	1017.7	-0.0073
46	55	50krad Biased	1034	1032.2	-1.8206
47	55	50krad Biased	1034.1	1032.8	-1.323
48	55	50krad Biased	1020.6	1020.2	-0.4284
49	55	50krad Biased	1016.3	1021.8	5.5688
50	100	100krad Unbiased	1000.7	1021.1	20.374
51	100	100krad Unbiased	1024.3	1021.2	-3.0836
52	100	100krad Unbiased	1037.4	1033	-4.3253
53	100	100krad Unbiased	1023.7	1022.8	-0.8645
54	100	100krad Unbiased	1023.6	1025.1	1.5258
55	110	100krad Biased	1020.6	1020.3	-0.3005
56	110	100krad Biased	1027.6	1028	0.4433
57	110	100krad Biased	1018.2	1024.5	6.392
58	110	100krad Biased	1038.8	1044.2	5.4634
59	110	100krad Biased	1036.4	1032.6	-3.8152

Test Statistics (kHz)

krad(si)	Pre Exposure Min	Pre Exposure Avg	Pre Exposure Max	Pre Exposure Std	Post Exposure Min	Post Exposure Avg	Post Exposure Max	Post Exposure Std	Min Delta	Avg Delta	Max Delta	Std Delta
0	1022	1034.7	1050.3	14.386	1022.1	1034.7	1050.3	14.342	0.0122	0.0593	0.1356	0.066681
3	1006.9	1021.4	1038.6	12.682	1006	1021.5	1038	12.716	-0.827	0.1491	1.056	0.83666
5	1016.9	1020.9	1026	4.0116	1017.6	1021.4	1026.7	4.0044	0.1326	0.52064	0.854	0.3252
10	1016.2	1022.2	1032.8	6.6983	1018.7	1023.8	1033.6	6.083	0.8265	1.6047	2.4858	0.67831
15	1010.3	1025.3	1036.1	9.8446	1009.7	1026.3	1038.3	10.73	-0.618	0.98672	2.238	1.2384
30	1008	1025.2	1038.3	12.075	1005.1	1025.8	1038.2	12.968	-2.9578	0.51798	4.054	2.6151
35	1002	1015.9	1022.8	8.7027	1005.1	1016.4	1022.9	7.3046	-2.311	0.55908	3.0142	1.9911
50	947.5	1005.4	1035.9	33.862	945.15	1005.2	1037.2	35.131	-2.3538	-0.20738	1.295	1.5182
55	1016.3	1024.6	1034.1	8.8432	1017.7	1025	1032.8	7.0635	-1.8206	0.3979	5.5688	2.9778
100	1000.7	1021.9	1037.4	13.234	1021.1	1024.6	1033	4.9601	-4.3253	2.7252	20.374	10.115
110	1018.2	1028.3	1038.8	9.1904	1020.3	1029.9	1044.2	9.1712	-3.8152	1.6366	6.392	4.2473

Device Test: 35.6 SWITCHING_FREQ|/CFLYP///400mA/6.3/@F_SW_1302

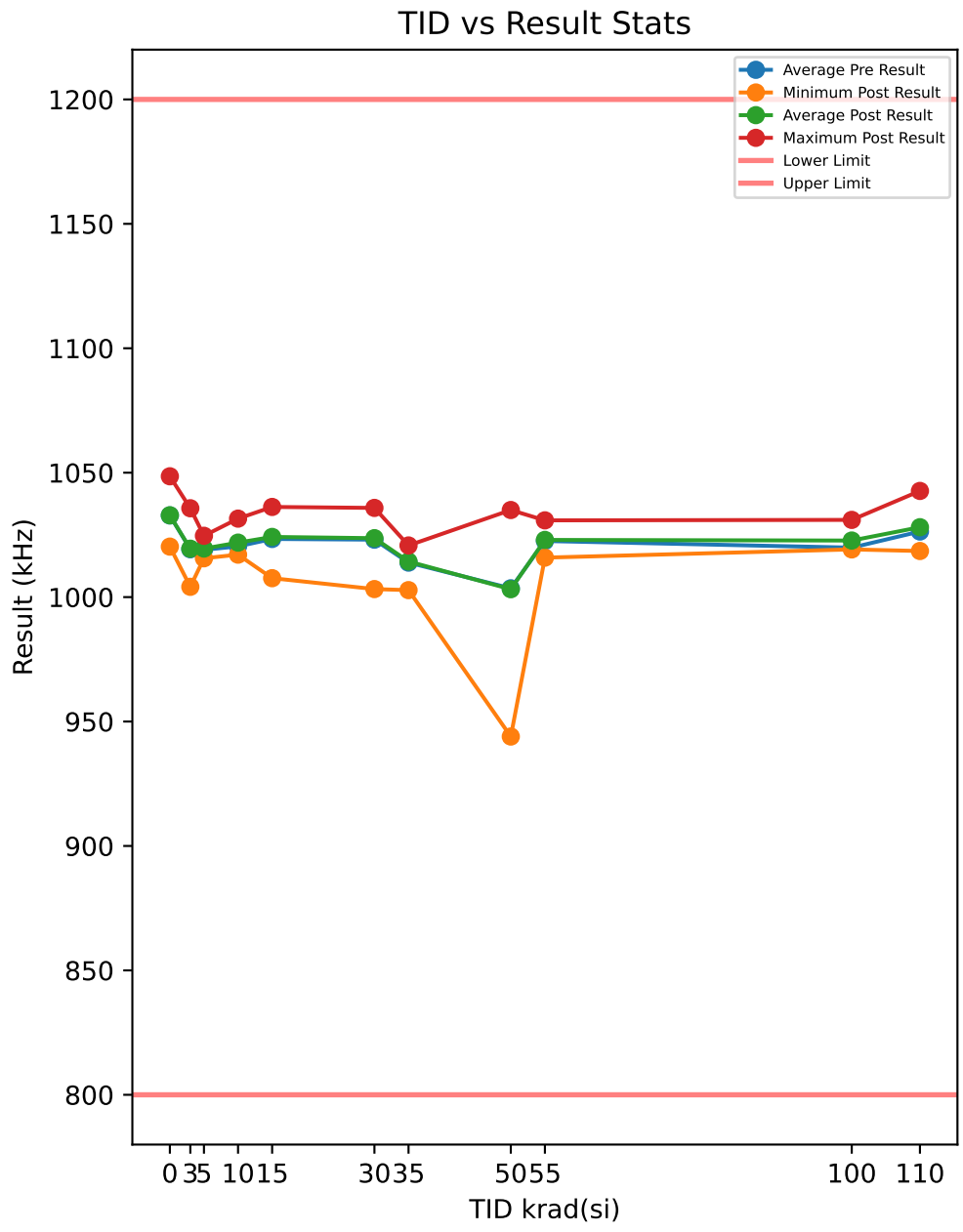

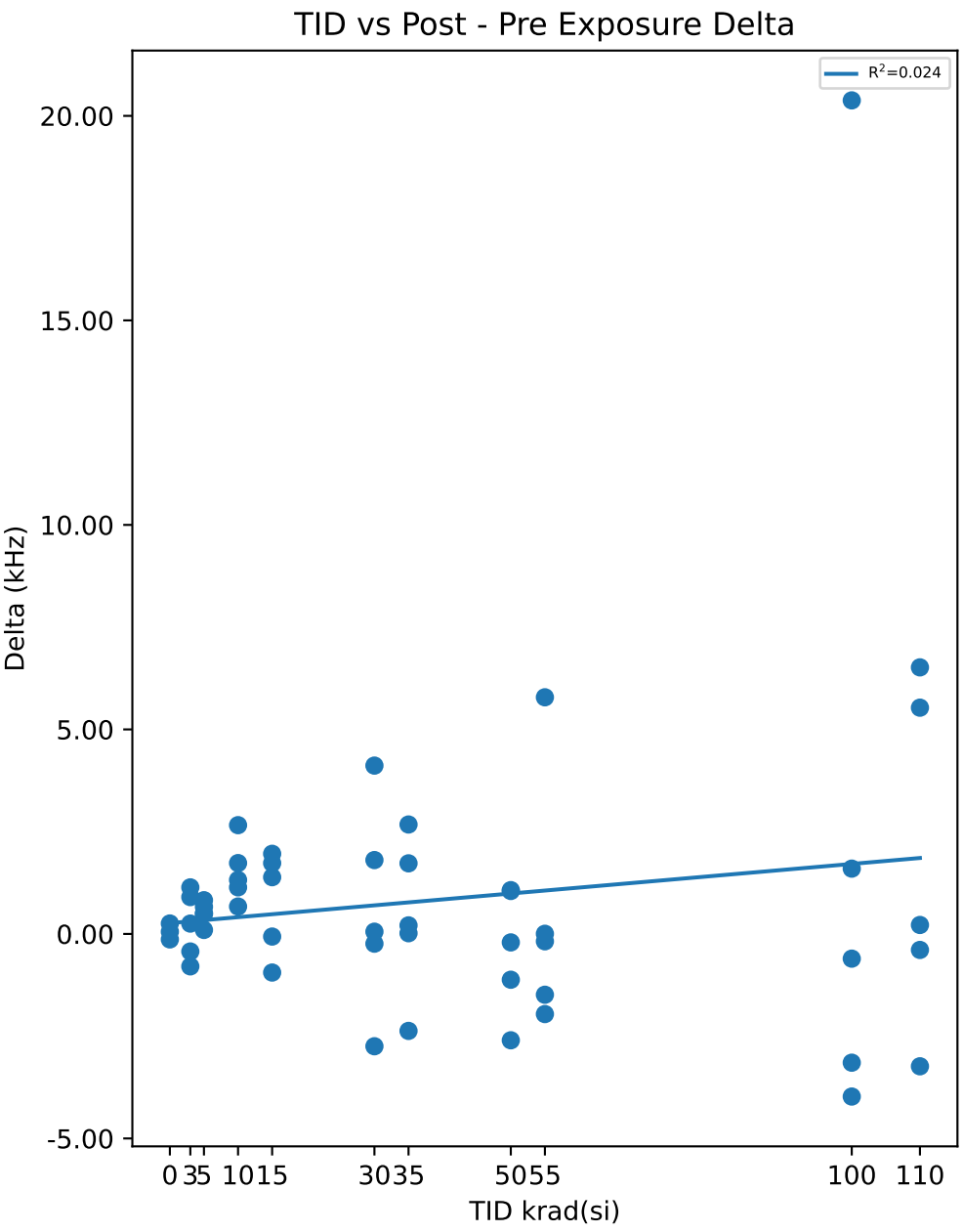

Test Results (Lower Limit = 800.0, Upper Limit = 1200.0 (kHz))

Serial #	krad(si)	Exposure Conditions	Pre Result	Post Result	Delta
1	0	CU1	1048.5	1048.6	0.0549
2	0	CU2	1029.9	1029.8	-0.134
3	0	CU3	1020	1020.3	0.2552
10	3	3krad Unbiased	1027.5	1028.4	0.9009
11	3	3krad Unbiased	1014.9	1015.2	0.2529
12	3	3krad Unbiased	1036.1	1035.7	-0.4292
13	3	3krad Unbiased	1012.7	1013.8	1.1382
14	3	3krad Unbiased	1004.9	1004.1	-0.793
15	5	3krad Biased	1015.3	1015.8	0.5058
16	5	3krad Biased	1024.1	1024.6	0.4901
17	5	3krad Biased	1018.5	1019.1	0.6628
18	5	3krad Biased	1014.8	1015.6	0.8242
19	5	3krad Biased	1022.3	1022.4	0.0974
20	10	10krad Unbiased	1018.1	1019.4	1.3203
21	10	10krad Unbiased	1030.9	1031.5	0.6704
22	10	10krad Unbiased	1014.4	1017.1	2.6591
23	10	10krad Unbiased	1022.5	1023.6	1.139
24	10	10krad Unbiased	1016.1	1017.9	1.732
25	15	10krad Biased	1008.5	1007.6	-0.9439
26	15	10krad Biased	1027.9	1029.3	1.3871
27	15	10krad Biased	1034.3	1036.2	1.959
28	15	10krad Biased	1026.4	1026.3	-0.0642
29	15	10krad Biased	1019.7	1021.5	1.7311
30	30	30krad Unbiased	1015.9	1020	4.1153
31	30	30krad Unbiased	1035.8	1035.8	0.0547
32	30	30krad Unbiased	1028	1027.8	-0.2382
33	30	30krad Unbiased	1006	1003.2	-2.7461
34	30	30krad Unbiased	1029.8	1031.6	1.8058
35	35	30krad Biased	1017.8	1015.5	-2.3709
36	35	30krad Biased	1020.7	1020.7	0.017
37	35	30krad Biased	1020.2	1020.4	0.209
38	35	30krad Biased	1000.1	1002.8	2.6753
39	35	30krad Biased	1010.4	1012.1	1.7258
40	50	50krad Unbiased	946.57	943.97	-2.6001
41	50	50krad Unbiased	1016.9	1015.8	-1.1198
42	50	50krad Unbiased	1006.9	1006.7	-0.2072
43	50	50krad Unbiased	1013.4	1014.4	1.0498
44	50	50krad Unbiased	1033.9	1035	1.0706
45	55	50krad Biased	1015.9	1015.9	0.0037
46	55	50krad Biased	1032.2	1030.2	-1.9592
47	55	50krad Biased	1032.3	1030.8	-1.4868
48	55	50krad Biased	1018.2	1018.1	-0.1806
49	55	50krad Biased	1014.1	1019.9	5.7854
50	100	100krad Unbiased	998.79	1019.2	20.379
51	100	100krad Unbiased	1022.4	1019.3	-3.1479
52	100	100krad Unbiased	1035	1031	-3.9756
53	100	100krad Unbiased	1021.6	1021	-0.6043
54	100	100krad Unbiased	1021.6	1023.2	1.5964
55	110	100krad Biased	1018.9	1018.5	-0.3915
56	110	100krad Biased	1025.7	1025.9	0.2189
57	110	100krad Biased	1016.1	1022.6	6.5168
58	110	100krad Biased	1037.1	1042.7	5.5315
59	110	100krad Biased	1033.9	1030.7	-3.236

Test Statistics (kHz)

krad(si)	Pre Exposure Min	Pre Exposure Avg	Pre Exposure Max	Pre Exposure Std	Post Exposure Min	Post Exposure Avg	Post Exposure Max	Post Exposure Std	Min Delta	Avg Delta	Max Delta	Std Delta
0	1020	1032.8	1048.5	14.451	1020.3	1032.9	1048.6	14.383	-0.134	0.0587	0.2552	0.19463
3	1004.9	1019.2	1036.1	12.444	1004.1	1019.4	1035.7	12.531	-0.793	0.21396	1.1382	0.82995
5	1014.8	1019	1024.1	4.1539	1015.6	1019.5	1024.6	3.9877	0.0974	0.51606	0.8242	0.27043
10	1014.4	1020.4	1030.9	6.5897	1017.1	1021.9	1031.5	5.9586	0.6704	1.5042	2.6591	0.74968
15	1008.5	1023.4	1034.3	9.7636	1007.6	1024.2	1036.2	10.7	-0.9439	0.81382	1.959	1.2592
30	1006	1023.1	1035.8	11.999	1003.2	1023.7	1035.8	12.842	-2.7461	0.5983	4.1153	2.5499
35	1000.1	1013.9	1020.7	8.7214	1002.8	1014.3	1020.7	7.3764	-2.3709	0.45124	2.6753	1.9224
50	946.57	1003.5	1033.9	33.375	943.97	1003.2	1035	34.698	-2.6001	-0.36134	1.0706	1.5535
55	1014.1	1022.5	1032.3	8.9831	1015.9	1023	1030.8	7.0453	-1.9592	0.4325	5.7854	3.1071
100	998.79	1019.9	1035	13.095	1019.2	1022.7	1031	4.9193	-3.9756	2.8494	20.379	10.041
110	1016.1	1026.4	1037.1	9.1336	1018.5	1028.1	1042.7	9.2868	-3.236	1.7279	6.5168	4.1476

Device Test: 40.2 RDSON|//SW1///5/@SW1_RDSON

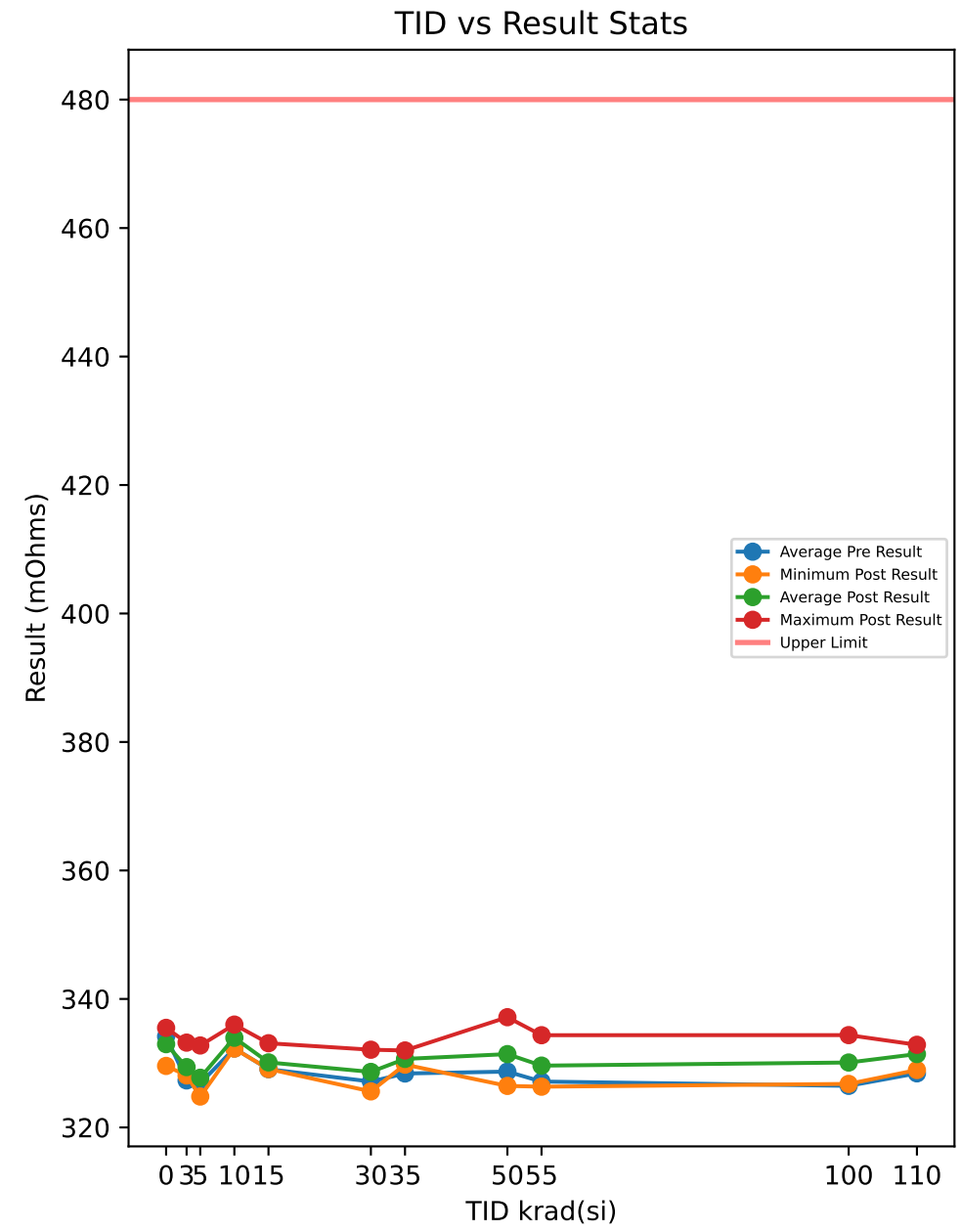

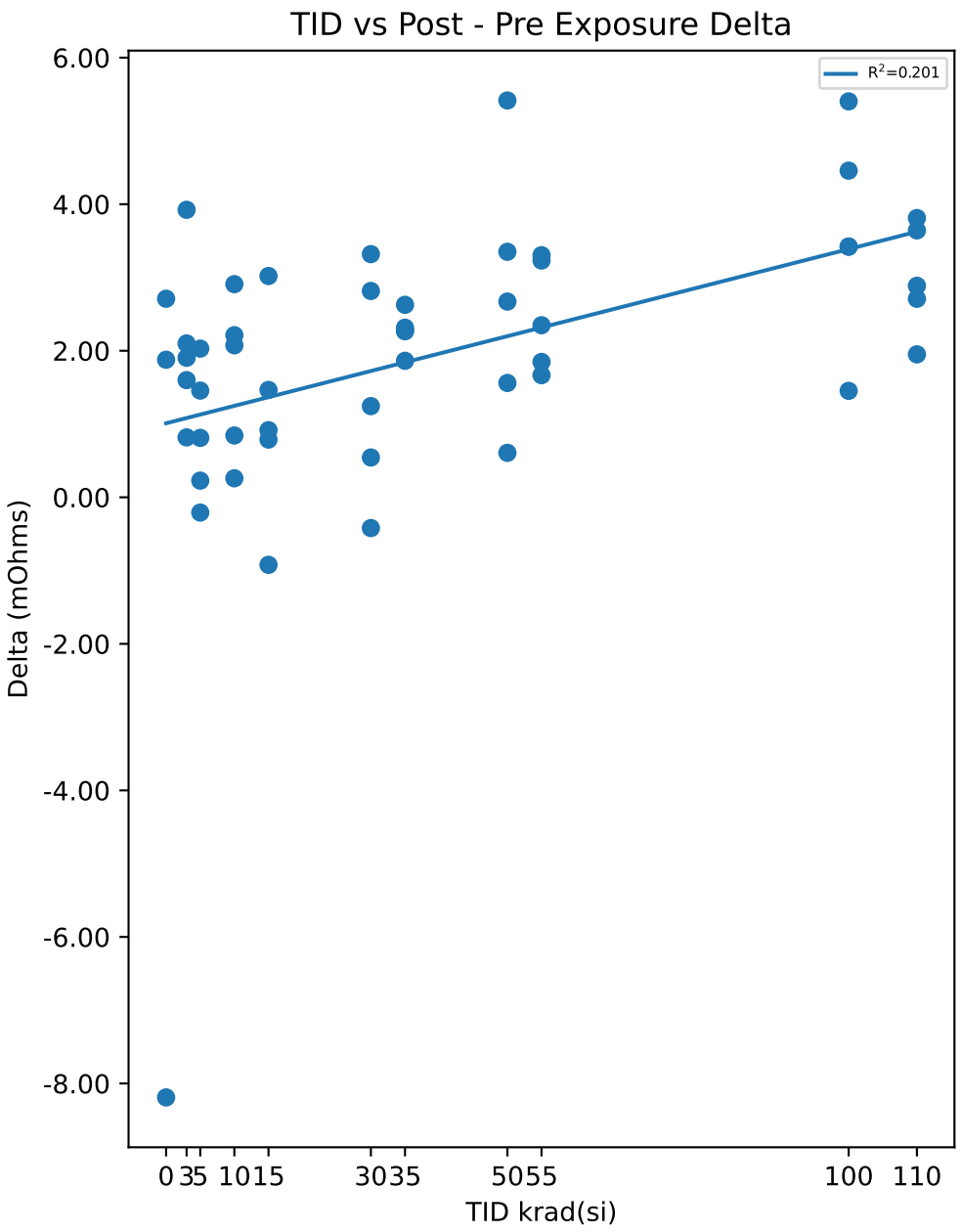

Test Results (Upper Limit = 480.0 (mOhms))

Serial #	krad(si)	Exposure Conditions	Pre Result	Post Result	Delta
1	0	CU1	343.69	335.5	-8.1903
2	0	CU2	327.7	329.57	1.8774
3	0	CU3	331.11	333.81	2.7098
10	3	3krad Unbiased	327.43	329.02	1.5989
11	3	3krad Unbiased	326.52	328.43	1.9045
12	3	3krad Unbiased	329.28	333.2	3.9237
13	3	3krad Unbiased	326.08	328.18	2.0995
14	3	3krad Unbiased	327.28	328.1	0.8175
15	5	3krad Biased	325.23	327.26	2.0293
16	5	3krad Biased	324.79	325.6	0.8109
17	5	3krad Biased	328	328.23	0.2275
18	5	3krad Biased	331.3	332.76	1.4562
19	5	3krad Biased	325.02	324.81	-0.2083
20	10	10krad Unbiased	331.9	333.97	2.0746
21	10	10krad Unbiased	334.46	334.72	0.2594
22	10	10krad Unbiased	329.36	332.27	2.909
23	10	10krad Unbiased	333.79	336.01	2.2127
24	10	10krad Unbiased	331.97	332.81	0.8437
25	15	10krad Biased	328.53	329.32	0.7881
26	15	10krad Biased	330.09	333.11	3.02
27	15	10krad Biased	328.49	329.41	0.916
28	15	10krad Biased	330.61	329.69	-0.9217
29	15	10krad Biased	327.62	329.09	1.4653
30	30	30krad Unbiased	331.55	332.09	0.5435
31	30	30krad Unbiased	323.98	327.3	3.3187
32	30	30krad Unbiased	324.36	325.61	1.2443
33	30	30krad Unbiased	325.18	327.99	2.816
34	30	30krad Unbiased	330.63	330.21	-0.42
35	35	30krad Biased	329.35	331.98	2.627
36	35	30krad Biased	329.1	330.96	1.8628
37	35	30krad Biased	327.58	329.84	2.2658
38	35	30krad Biased	328.48	330.76	2.2783
39	35	30krad Biased	327.46	329.77	2.3145
40	50	50krad Unbiased	330.38	331.94	1.5604
41	50	50krad Unbiased	331.74	337.16	5.4161
42	50	50krad Unbiased	327.05	329.73	2.6712
43	50	50krad Unbiased	325.86	326.46	0.6071
44	50	50krad Unbiased	328.41	331.76	3.3506
45	55	50krad Biased	332.69	334.36	1.6668
46	55	50krad Biased	326.86	330.17	3.3042
47	55	50krad Biased	324.75	327.1	2.3485
48	55	50krad Biased	326.9	330.13	3.2317
49	55	50krad Biased	324.49	326.34	1.8471
50	100	100krad Unbiased	323.47	328.87	5.4036
51	100	100krad Unbiased	325.43	328.86	3.4208
52	100	100krad Unbiased	329.91	334.37	4.4581
53	100	100krad Unbiased	323.35	326.77	3.4222
54	100	100krad Unbiased	330.19	331.65	1.4528
55	110	100krad Biased	330.13	332.08	1.9511
56	110	100krad Biased	328.88	331.59	2.7097
57	110	100krad Biased	326.05	328.94	2.8868
58	110	100krad Biased	327.81	331.62	3.8115
59	110	100krad Biased	329.22	332.86	3.6429

Test Statistics (mOhms)

krad(si)	Pre Exposure Min	Pre Exposure Avg	Pre Exposure Max	Pre Exposure Std	Post Exposure Min	Post Exposure Avg	Post Exposure Max	Post Exposure Std	Min Delta	Avg Delta	Max Delta	Std Delta
0	327.7	334.16	343.69	8.4245	329.57	332.96	335.5	3.054	-8.1903	-1.201	2.7098	6.0672
3	326.08	327.32	329.28	1.2263	328.1	329.39	333.2	2.1636	0.8175	2.0688	3.9237	1.1462
5	324.79	326.87	331.3	2.7989	324.81	327.73	332.76	3.1143	-0.2083	0.86312	2.0293	0.90366
10	329.36	332.3	334.46	1.9866	332.27	333.96	336.01	1.4935	0.2594	1.6599	2.909	1.08
15	327.62	329.07	330.61	1.2375	329.09	330.12	333.11	1.6826	-0.9217	1.0535	3.02	1.4166
30	323.98	327.14	331.55	3.6456	325.61	328.64	332.09	2.5396	-0.42	1.5005	3.3187	1.5577
35	327.46	328.39	329.35	0.86081	329.77	330.66	331.98	0.90745	1.8628	2.2697	2.627	0.27172
50	325.86	328.69	331.74	2.3967	326.46	331.41	337.16	3.8978	0.6071	2.7211	5.4161	1.8356
55	324.49	327.14	332.69	3.3022	326.34	329.62	334.36	3.1653	1.6668	2.4797	3.3042	0.76215
100	323.35	326.47	330.19	3.3733	326.77	330.1	334.37	2.9469	1.4528	3.6315	5.4036	1.4713
110	326.05	328.42	330.13	1.5618	328.94	331.42	332.86	1.4792	1.9511	3.0004	3.8115	0.75318

Device Test: 40.3 RDSON|//SW3///5/@SW3_RDSON

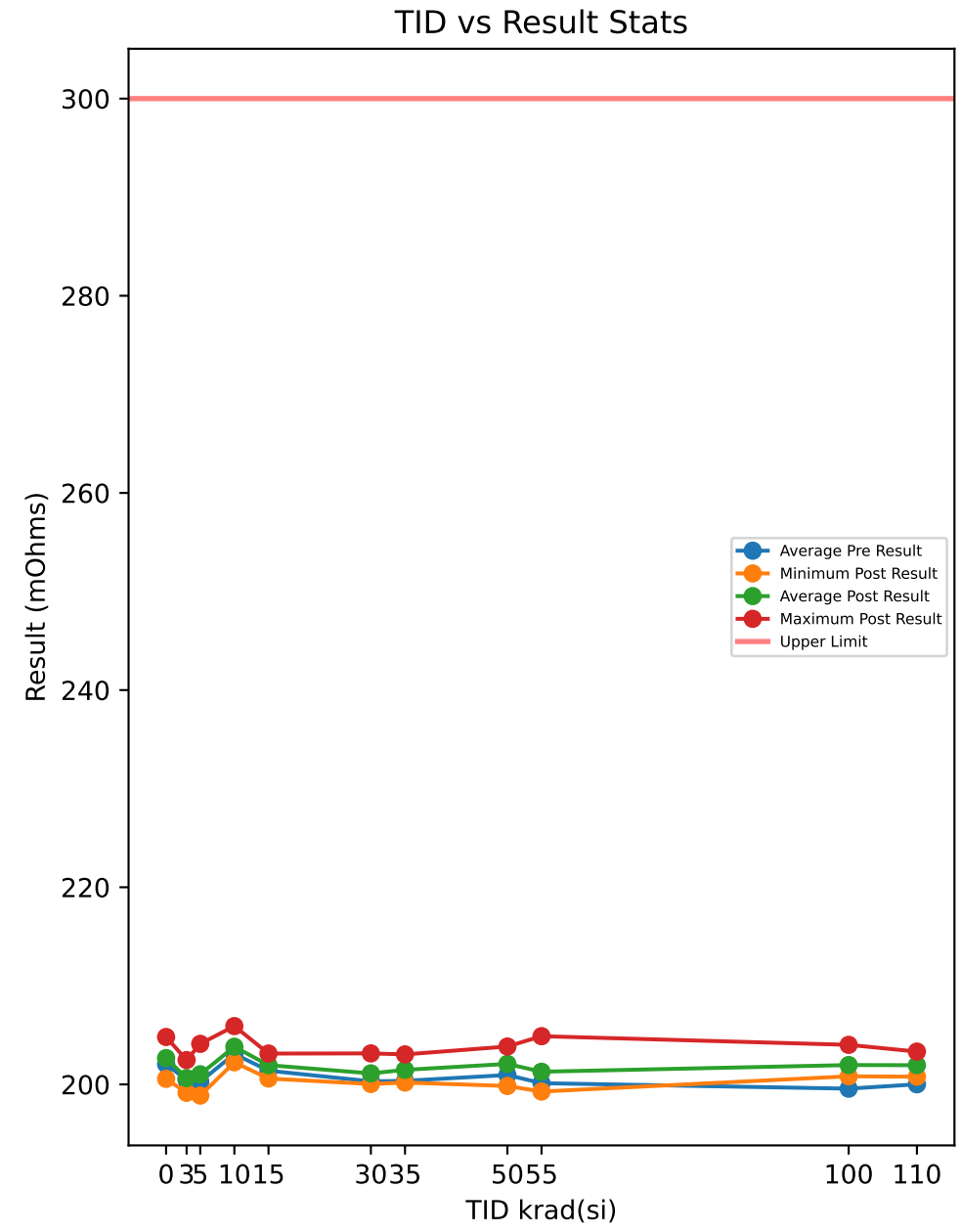

Test Results (Upper Limit = 300.0 (mOhms))

Serial #	krad(si)	Exposure Conditions	Pre Result	Post Result	Delta
1	0	CU1	203.85	204.81	0.9648
2	0	CU2	200.32	200.57	0.2446
3	0	CU3	201.99	202.64	0.6536
10	3	3krad Unbiased	200.58	201.08	0.4979
11	3	3krad Unbiased	200.49	200.63	0.1372
12	3	3krad Unbiased	201.19	202.47	1.2789
13	3	3krad Unbiased	199.58	199.16	-0.4272
14	3	3krad Unbiased	200.41	199.87	-0.5363
15	5	3krad Biased	200.79	201.33	0.5419
16	5	3krad Biased	198.66	200.09	1.4288
17	5	3krad Biased	200.82	200.74	-0.0793
18	5	3krad Biased	202.07	204.12	2.0414
19	5	3krad Biased	199.05	198.87	-0.1826
20	10	10krad Unbiased	202.12	202.8	0.6819
21	10	10krad Unbiased	204.55	205.92	1.3667
22	10	10krad Unbiased	201.11	202.24	1.136
23	10	10krad Unbiased	204.65	204.93	0.2746
24	10	10krad Unbiased	203.03	203.21	0.1881
25	15	10krad Biased	202.3	203.13	0.8333
26	15	10krad Biased	201.87	203.12	1.2477
27	15	10krad Biased	201.63	201.59	-0.0425
28	15	10krad Biased	199.8	201.33	1.5349
29	15	10krad Biased	201.36	200.6	-0.7639
30	30	30krad Unbiased	202.45	203.15	0.6988
31	30	30krad Unbiased	198.05	200.09	2.0371
32	30	30krad Unbiased	198.92	200.04	1.1246
33	30	30krad Unbiased	199.08	200.18	1.0962
34	30	30krad Unbiased	203.08	202.15	-0.9309
35	35	30krad Biased	201.71	203.04	1.3312
36	35	30krad Biased	199.63	201.72	2.0894
37	35	30krad Biased	199.9	200.19	0.2942
38	35	30krad Biased	200.2	201.52	1.3155
39	35	30krad Biased	200.38	200.91	0.5333
40	50	50krad Unbiased	201.41	202.39	0.9746
41	50	50krad Unbiased	201.97	203.84	1.8717
42	50	50krad Unbiased	200.36	201.57	1.208
43	50	50krad Unbiased	199.22	199.84	0.6208
44	50	50krad Unbiased	201.82	202.77	0.9535
45	55	50krad Biased	203.63	204.89	1.259
46	55	50krad Biased	200	200.94	0.9323
47	55	50krad Biased	198.79	200.29	1.4952
48	55	50krad Biased	199.42	201.04	1.6211
49	55	50krad Biased	198.78	199.27	0.4979
50	100	100krad Unbiased	198.09	200.82	2.7359
51	100	100krad Unbiased	199.03	201.26	2.2281
52	100	100krad Unbiased	201.28	204.02	2.7388
53	100	100krad Unbiased	197.76	201.01	3.2493
54	100	100krad Unbiased	201.69	202.72	1.027
55	110	100krad Biased	200.97	202.89	1.9197
56	110	100krad Biased	201.55	203.33	1.7796
57	110	100krad Biased	199.24	200.79	1.5434
58	110	100krad Biased	198.29	201.3	3.0075
59	110	100krad Biased	200	201.44	1.4345

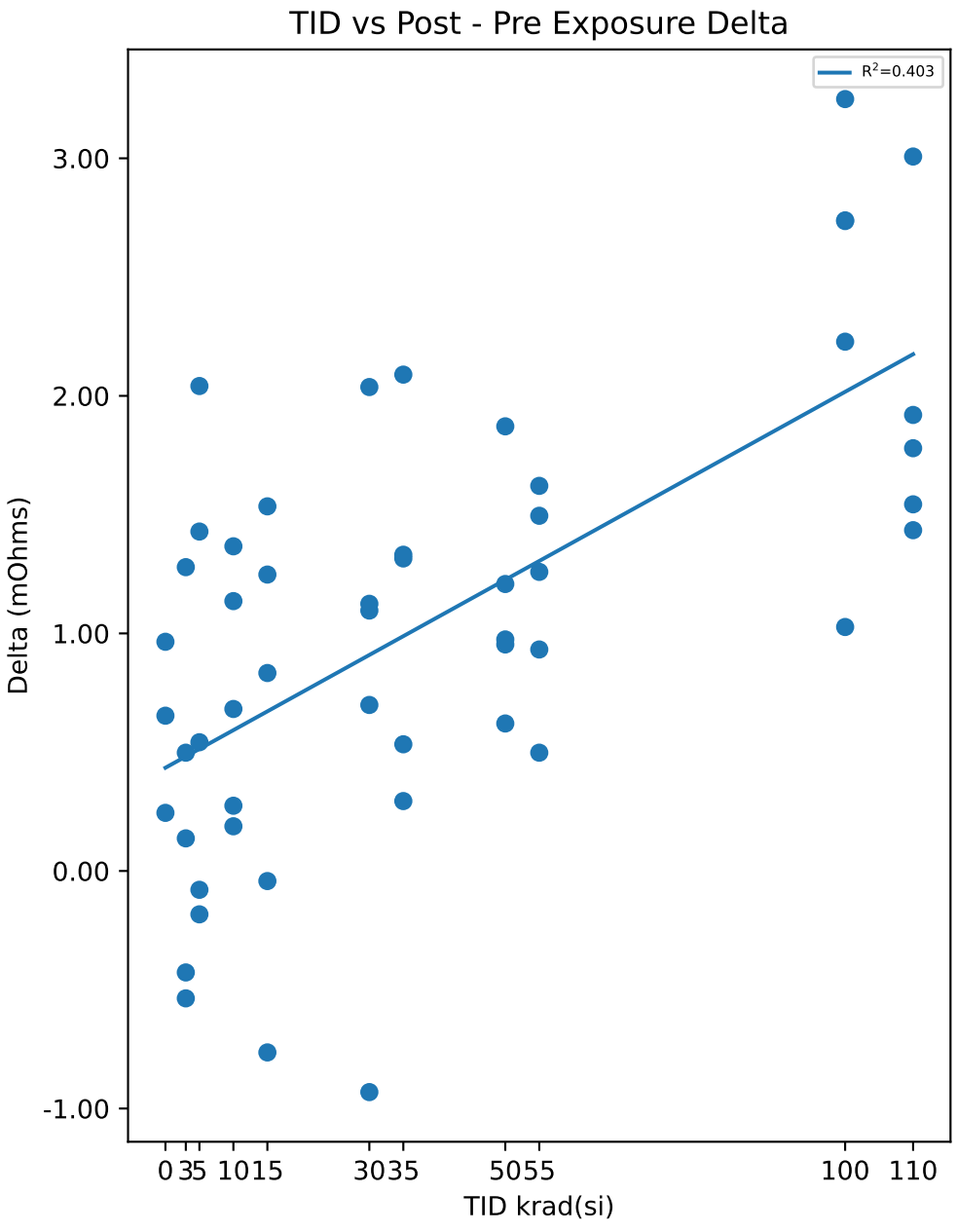

Test Statistics (mOhms)

krad(si)	Pre Exposure Min	Pre Exposure Avg	Pre Exposure Max	Pre Exposure Std	Post Exposure Min	Post Exposure Avg	Post Exposure Max	Post Exposure Std	Min Delta	Avg Delta	Max Delta	Std Delta
0	200.32	202.05	203.85	1.7629	200.57	202.67	204.81	2.1222	0.2446	0.621	0.9648	0.36121
3	199.58	200.45	201.19	0.57426	199.16	200.64	202.47	1.2574	-0.5363	0.1901	1.2789	0.74023
5	198.66	200.28	202.07	1.4049	198.87	201.03	204.12	1.9524	-0.1826	0.75004	2.0414	0.96557
10	201.11	203.09	204.65	1.5368	202.24	203.82	205.92	1.5417	0.1881	0.72946	1.3667	0.51807
15	199.8	201.39	202.3	0.95534	200.6	201.95	203.13	1.1287	-0.7639	0.5619	1.5349	0.95049
30	198.05	200.31	203.08	2.2787	200.04	201.12	203.15	1.4376	-0.9309	0.80516	2.0371	1.0874
35	199.63	200.36	201.71	0.80681	200.19	201.48	203.04	1.0605	0.2942	1.1127	2.0894	0.71562
50	199.22	200.96	201.97	1.1569	199.84	202.08	203.84	1.4966	0.6208	1.1257	1.8717	0.46656
55	198.78	200.13	203.63	2.0252	199.27	201.29	204.89	2.1345	0.4979	1.1611	1.6211	0.45415
100	197.76	199.57	201.69	1.8163	200.82	201.96	204.02	1.3689	1.027	2.3958	3.2493	0.8461
110	198.29	200.01	201.55	1.3089	200.79	201.95	203.33	1.0999	1.4345	1.9369	3.0075	0.62819

Device Test: 40.5 RDSON|//SW2///5/@SW2_RDSON

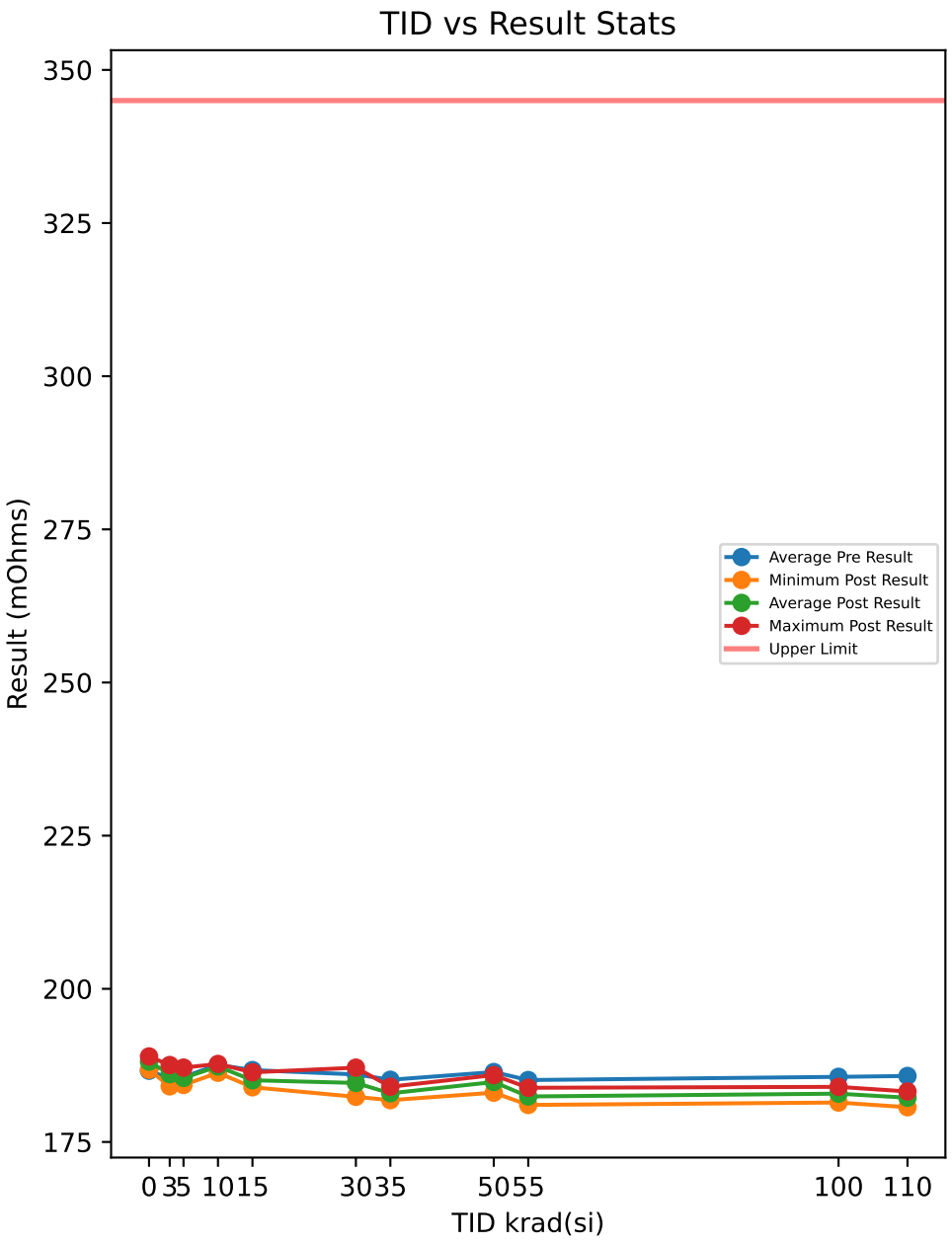

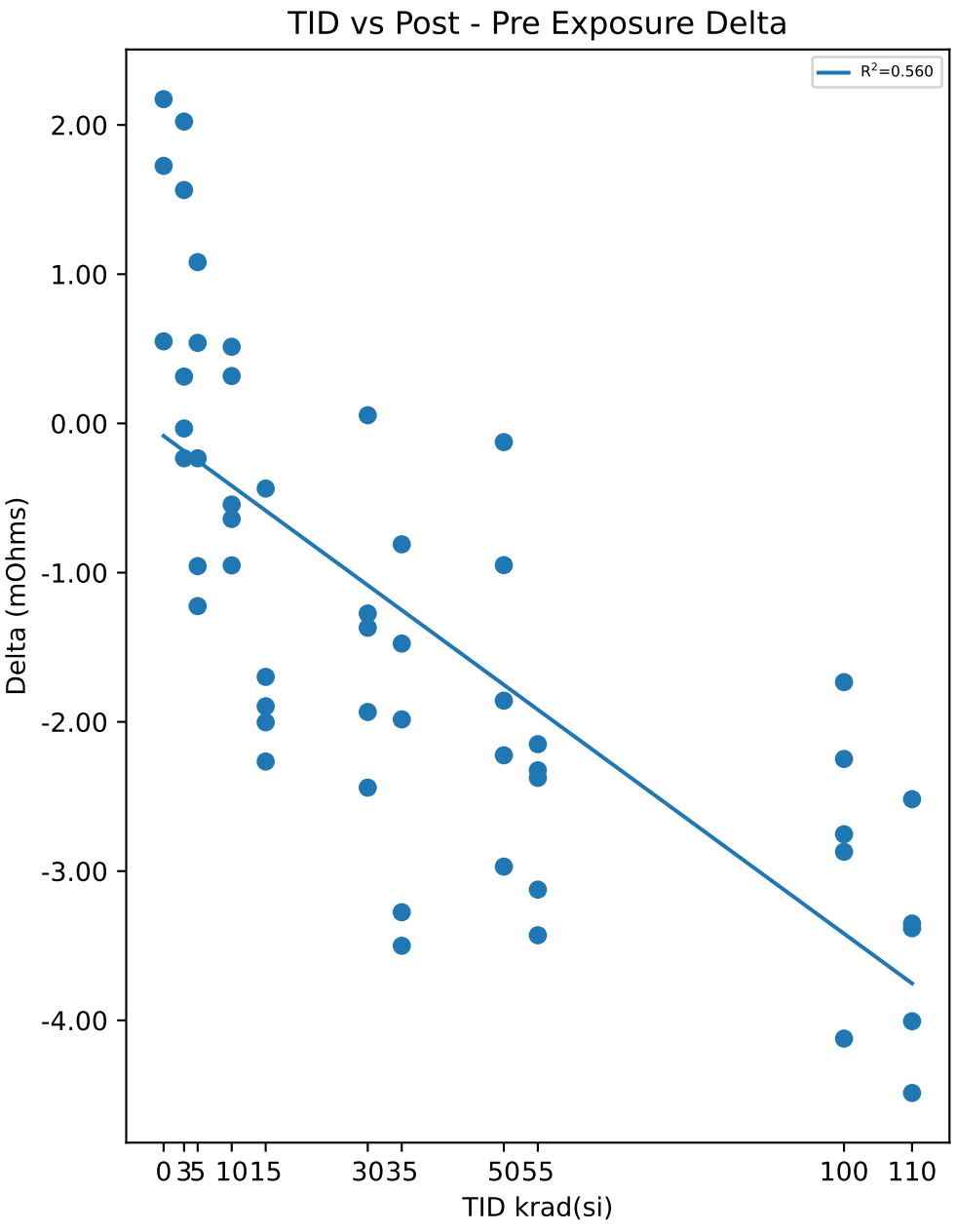

Test Results (Upper Limit = 345.0 (mOhms))

Serial #	krad(si)	Exposure Conditions	Pre Result	Post Result	Delta
1	0	CU1	187.23	188.96	1.726
2	0	CU2	186.24	186.79	0.5501
3	0	CU3	186.43	188.6	2.1728
10	3	3krad Unbiased	185.04	187.06	2.0227
11	3	3krad Unbiased	186.58	186.35	-0.2338
12	3	3krad Unbiased	187.24	187.55	0.3136
13	3	3krad Unbiased	183.73	185.3	1.5639
14	3	3krad Unbiased	184.12	184.08	-0.034
15	5	3krad Biased	184.83	185.91	1.0806
16	5	3krad Biased	184.85	185.39	0.5397
17	5	3krad Biased	184.75	184.51	-0.2339
18	5	3krad Biased	188.09	187.14	-0.9564
19	5	3krad Biased	185.53	184.31	-1.2242
20	10	10krad Unbiased	188.59	187.64	-0.9512
21	10	10krad Unbiased	187.97	187.33	-0.6403
22	10	10krad Unbiased	185.78	186.3	0.5135
23	10	10krad Unbiased	188.28	187.74	-0.5436
24	10	10krad Unbiased	187.32	187.64	0.3176
25	15	10krad Biased	188.07	186.37	-1.6985
26	15	10krad Biased	186.54	184.28	-2.2657
27	15	10krad Biased	186.22	185.78	-0.4364
28	15	10krad Biased	186.9	185	-1.8958
29	15	10krad Biased	185.94	183.93	-2.003
30	30	30krad Unbiased	188.5	187.13	-1.3693
31	30	30krad Unbiased	184.69	184.75	0.0548
32	30	30krad Unbiased	186.19	183.75	-2.4407
33	30	30krad Unbiased	183.65	182.37	-1.2739
34	30	30krad Unbiased	187.11	185.17	-1.9338
35	35	30krad Biased	187.29	184.02	-3.2756
36	35	30krad Biased	184.22	183.41	-0.8102
37	35	30krad Biased	185.32	181.82	-3.5003
38	35	30krad Biased	183.74	182.27	-1.4752
39	35	30krad Biased	185.19	183.2	-1.9835
40	50	50krad Unbiased	186.68	185.73	-0.9499
41	50	50krad Unbiased	186.04	185.92	-0.1254
42	50	50krad Unbiased	186.63	183.66	-2.9699
43	50	50krad Unbiased	185.27	183.05	-2.2239
44	50	50krad Unbiased	187.43	185.58	-1.8579
45	55	50krad Biased	186.17	183.85	-2.3245
46	55	50krad Biased	185.07	182.69	-2.3754
47	55	50krad Biased	184.11	181.97	-2.1495
48	55	50krad Biased	185.71	182.59	-3.1241
49	55	50krad Biased	184.47	181.04	-3.4298
50	100	100krad Unbiased	185.67	182.91	-2.7529
51	100	100krad Unbiased	185.46	183.73	-1.7338
52	100	100krad Unbiased	186.24	184	-2.2485
53	100	100krad Unbiased	184.31	181.44	-2.8706
54	100	100krad Unbiased	186.48	182.35	-4.1223
55	110	100krad Biased	185.94	182.55	-3.3827
56	110	100krad Biased	186.29	182.94	-3.3516
57	110	100krad Biased	185.16	180.67	-4.4867
58	110	100krad Biased	185.72	181.71	-4.0061
59	110	100krad Biased	185.76	183.25	-2.5179

Test Statistics (mOhms)

krad(si)	Pre Exposure Min	Pre Exposure Avg	Pre Exposure Max	Pre Exposure Std	Post Exposure Min	Post Exposure Avg	Post Exposure Max	Post Exposure Std	Min Delta	Avg Delta	Max Delta	Std Delta
0	186.24	186.63	187.23	0.52867	186.79	188.12	188.96	1.1639	0.5501	1.483	2.1728	0.83821
3	183.73	185.34	187.24	1.5269	184.08	186.07	187.55	1.3973	-0.2338	0.72648	2.0227	1.0065
5	184.75	185.61	188.09	1.4228	184.31	185.45	187.14	1.1456	-1.2242	-0.15884	1.0806	0.97479
10	185.78	187.59	188.59	1.1142	186.3	187.33	187.74	0.59705	-0.9512	-0.2608	0.5135	0.63928
15	185.94	186.73	188.07	0.82936	183.93	185.07	186.37	1.0162	-2.2657	-1.6599	-0.4364	0.71393
30	183.65	186.03	188.5	1.9207	182.37	184.63	187.13	1.7628	-2.4407	-1.3926	0.0548	0.93555
35	183.74	185.15	187.29	1.3674	181.82	182.94	184.02	0.88686	-3.5003	-2.209	-0.8102	1.1566
50	185.27	186.41	187.43	0.80622	183.05	184.79	185.92	1.3289	-2.9699	-1.6254	-0.1254	1.1098
55	184.11	185.11	186.17	0.84982	181.04	182.43	183.85	1.0298	-3.4298	-2.6807	-2.1495	0.56125
100	184.31	185.63	186.48	0.8466	181.44	182.89	184	1.039	-4.1223	-2.7456	-1.7338	0.89188
110	185.16	185.77	186.29	0.41088	180.67	182.22	183.25	1.0412	-4.4867	-3.549	-2.5179	0.74465

Device Test: 40.6 RDSON|//SW4///5/@SW4_RDSON

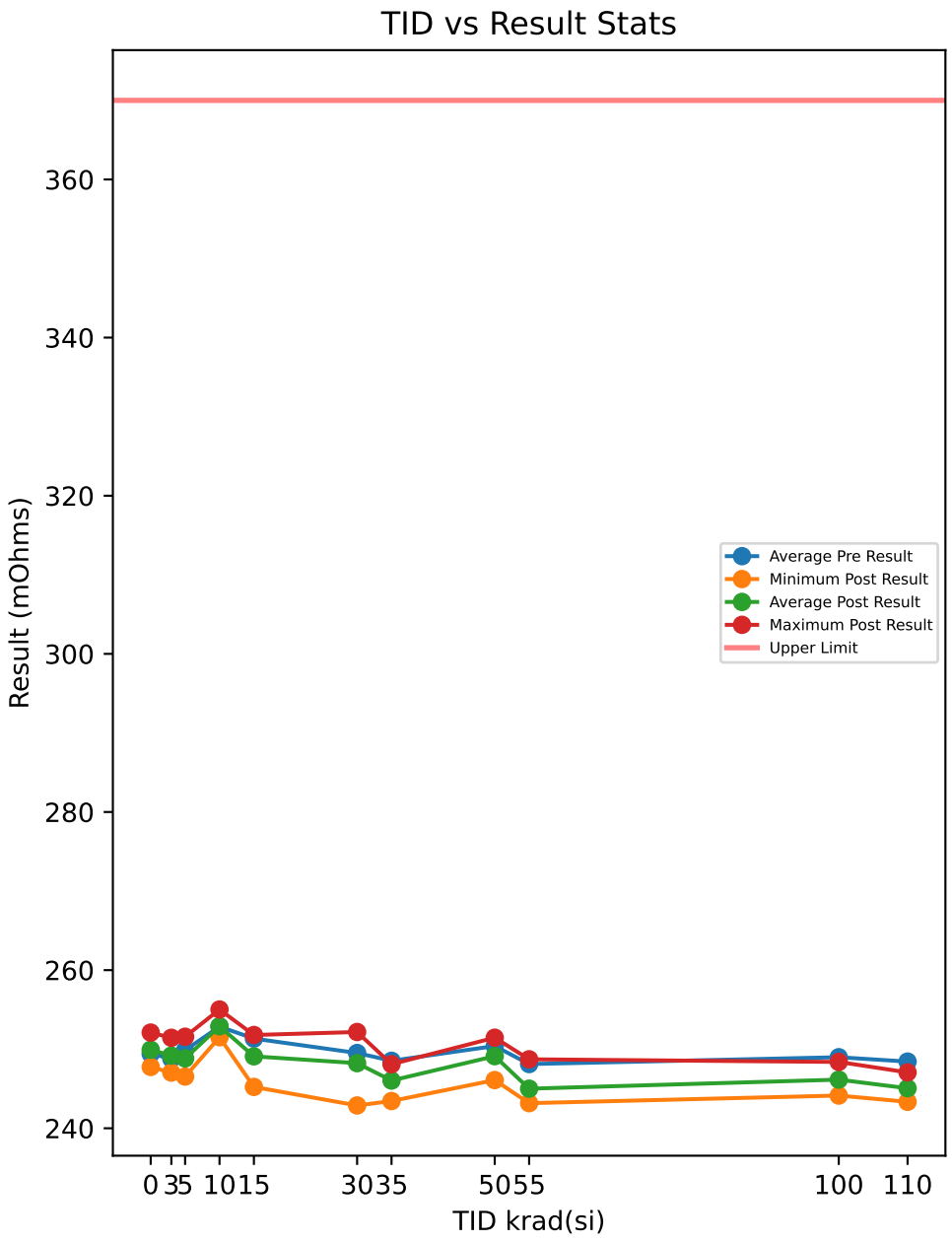

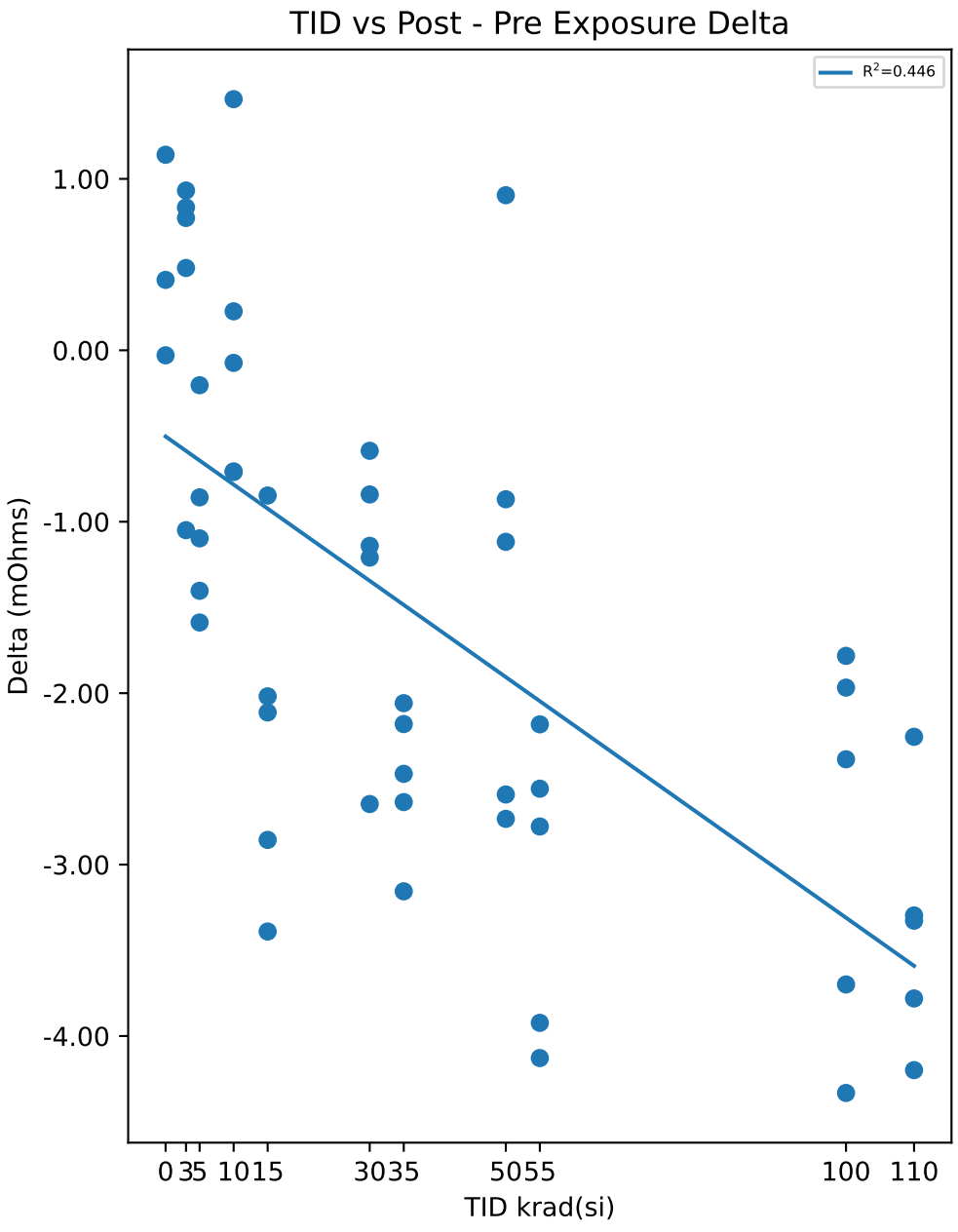

Test Results (Upper Limit = 370.0 (mOhms))

Serial #	krad(si)	Exposure Conditions	Pre Result	Post Result	Delta
1	0	CU1	251.69	252.1	0.4107
2	0	CU2	247.78	247.75	-0.0292
3	0	CU3	248.81	249.95	1.1406
10	3	3krad Unbiased	250.67	251.44	0.772
11	3	3krad Unbiased	250.25	249.2	-1.0493
12	3	3krad Unbiased	250.65	251.13	0.4802
13	3	3krad Unbiased	246.19	247.12	0.932
14	3	3krad Unbiased	246.21	247.04	0.8334
15	5	3krad Biased	251.78	251.58	-0.2037
16	5	3krad Biased	247.94	246.54	-1.4027
17	5	3krad Biased	250.49	248.9	-1.5877
18	5	3krad Biased	250.15	249.05	-1.097
19	5	3krad Biased	248.96	248.1	-0.8578
20	10	10krad Unbiased	252.22	251.51	-0.7065
21	10	10krad Unbiased	254.42	254.35	-0.0734
22	10	10krad Unbiased	250.3	251.76	1.4649
23	10	10krad Unbiased	255.73	255.02	-0.7098
24	10	10krad Unbiased	251.63	251.85	0.2272
25	15	10krad Biased	252.81	249.42	-3.3903
26	15	10krad Biased	251.33	250.49	-0.8471
27	15	10krad Biased	253.81	251.8	-2.0185
28	15	10krad Biased	251.42	248.56	-2.856
29	15	10krad Biased	247.34	245.23	-2.1124
30	30	30krad Unbiased	253.38	252.18	-1.2092
31	30	30krad Unbiased	247.73	247.15	-0.5862
32	30	30krad Unbiased	247.96	246.82	-1.1406
33	30	30krad Unbiased	243.73	242.89	-0.8409
34	30	30krad Unbiased	254.78	252.14	-2.6467
35	35	30krad Biased	251.08	247.92	-3.1559
36	35	30krad Biased	245.92	243.44	-2.4706
37	35	30krad Biased	246.1	244.04	-2.0584
38	35	30krad Biased	248.85	246.67	-2.1803
39	35	30krad Biased	250.74	248.1	-2.6354
40	50	50krad Unbiased	252.57	251.45	-1.1172
41	50	50krad Unbiased	250.04	250.95	0.9046
42	50	50krad Unbiased	248.83	246.09	-2.7331
43	50	50krad Unbiased	249.01	246.42	-2.591
44	50	50krad Unbiased	251.54	250.67	-0.869
45	55	50krad Biased	252.65	248.72	-3.9231
46	55	50krad Biased	247.75	244.98	-2.7778
47	55	50krad Biased	247	244.82	-2.1819
48	55	50krad Biased	247.47	243.34	-4.1284
49	55	50krad Biased	245.73	243.18	-2.5571
50	100	100krad Unbiased	248.25	246.28	-1.9677
51	100	100krad Unbiased	249.05	247.26	-1.7824
52	100	100krad Unbiased	250.78	248.39	-2.3856
53	100	100krad Unbiased	247.84	244.14	-3.6992
54	100	100krad Unbiased	249.02	244.69	-4.3321
55	110	100krad Biased	250.3	246.1	-4.1989
56	110	100krad Biased	249.32	247.06	-2.2546
57	110	100krad Biased	247.99	244.66	-3.3272
58	110	100krad Biased	247.13	243.35	-3.7809
59	110	100krad Biased	247.44	244.14	-3.2966

Test Statistics (mOhms)

krad(si)	Pre Exposure Min	Pre Exposure Avg	Pre Exposure Max	Pre Exposure Std	Post Exposure Min	Post Exposure Avg	Post Exposure Max	Post Exposure Std	Min Delta	Avg Delta	Max Delta	Std Delta
0	247.78	249.43	251.69	2.0264	247.75	249.94	252.1	2.1738	-0.0292	0.50737	1.1406	0.59086
3	246.19	248.79	250.67	2.3743	247.04	249.19	251.44	2.1058	-1.0493	0.39366	0.932	0.82401
5	247.94	249.86	251.78	1.471	246.54	248.83	251.58	1.8287	-1.5877	-1.0298	-0.2037	0.5401
10	250.3	252.86	255.73	2.1902	251.51	252.9	255.02	1.6523	-0.7098	0.04048	1.4649	0.89411
15	247.34	251.34	253.81	2.4632	245.23	249.1	251.8	2.4779	-3.3903	-2.2449	-0.8471	0.96281
30	243.73	249.52	254.78	4.5226	242.89	248.23	252.18	3.9542	-2.6467	-1.2847	-0.5862	0.80099
35	245.92	248.54	251.08	2.4609	243.44	246.04	248.1	2.1756	-3.1559	-2.5001	-2.0584	0.43204
50	248.83	250.4	252.57	1.6238	246.09	249.12	251.45	2.6289	-2.7331	-1.2811	0.9046	1.4831
55	245.73	248.12	252.65	2.6449	243.18	245.01	248.72	2.2346	-4.1284	-3.1137	-2.1819	0.8625
100	247.84	248.98	250.78	1.1259	244.14	246.15	248.39	1.7651	-4.3321	-2.8334	-1.7824	1.1236
110	247.13	248.43	250.3	1.3371	243.35	245.06	247.06	1.5025	-4.1989	-3.3716	-2.2546	0.72582

Device Test: 44.1 DROPOUT_CURRENT|//GO_NOGO/1N8V/75mA/3/@I_DO_VIN_3V_VOUT_1N8_1302

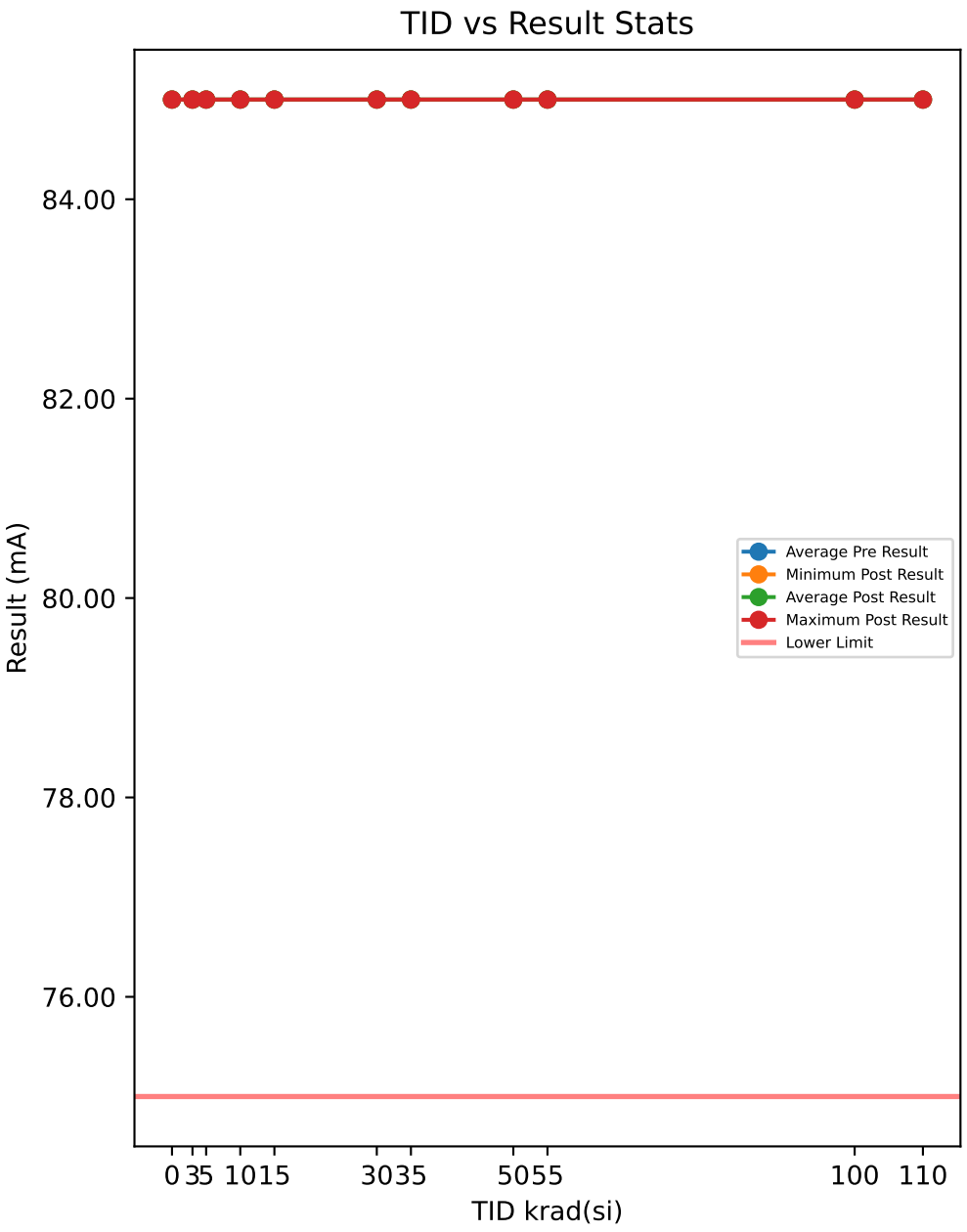

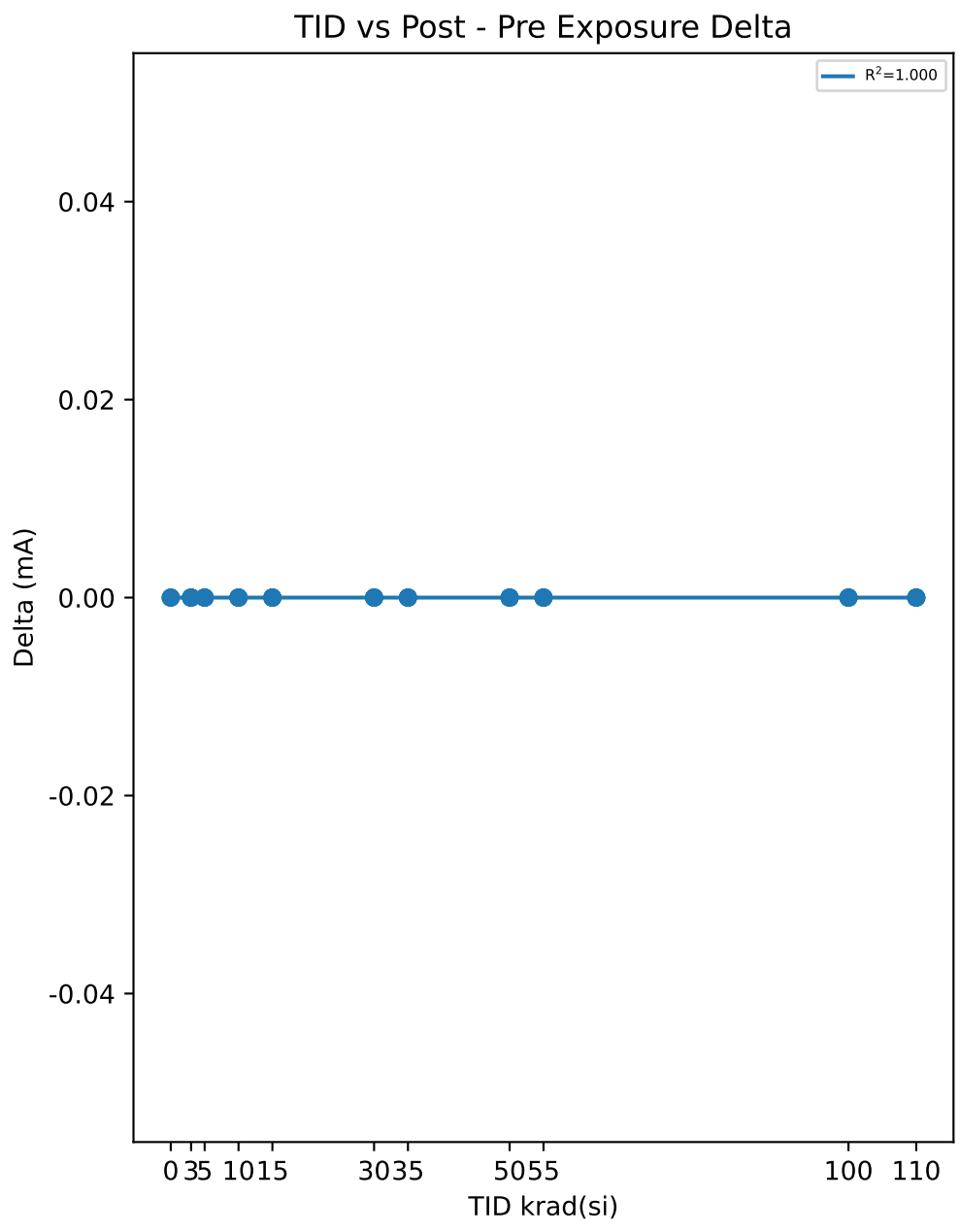

Test Results (Lower Limit = 75.0 (mA))

Serial #	krad(si)	Exposure Conditions	Pre Result	Post Result	Delta
1	0	CU1	85	85	0
2	0	CU2	85	85	0
3	0	CU3	85	85	0
10	3	3krad Unbiased	85	85	0
11	3	3krad Unbiased	85	85	0
12	3	3krad Unbiased	85	85	0
13	3	3krad Unbiased	85	85	0
14	3	3krad Unbiased	85	85	0
15	5	3krad Biased	85	85	0
16	5	3krad Biased	85	85	0
17	5	3krad Biased	85	85	0
18	5	3krad Biased	85	85	0
19	5	3krad Biased	85	85	0
20	10	10krad Unbiased	85	85	0
21	10	10krad Unbiased	85	85	0
22	10	10krad Unbiased	85	85	0
23	10	10krad Unbiased	85	85	0
24	10	10krad Unbiased	85	85	0
25	15	10krad Biased	85	85	0
26	15	10krad Biased	85	85	0
27	15	10krad Biased	85	85	0
28	15	10krad Biased	85	85	0
29	15	10krad Biased	85	85	0
30	30	30krad Unbiased	85	85	0
31	30	30krad Unbiased	85	85	0
32	30	30krad Unbiased	85	85	0
33	30	30krad Unbiased	85	85	0
34	30	30krad Unbiased	85	85	0
35	35	30krad Biased	85	85	0
36	35	30krad Biased	85	85	0
37	35	30krad Biased	85	85	0
38	35	30krad Biased	85	85	0
39	35	30krad Biased	85	85	0
40	50	50krad Unbiased	85	85	0
41	50	50krad Unbiased	85	85	0
42	50	50krad Unbiased	85	85	0
43	50	50krad Unbiased	85	85	0
44	50	50krad Unbiased	85	85	0
45	55	50krad Biased	85	85	0
46	55	50krad Biased	85	85	0
47	55	50krad Biased	85	85	0
48	55	50krad Biased	85	85	0
49	55	50krad Biased	85	85	0
50	100	100krad Unbiased	85	85	0
51	100	100krad Unbiased	85	85	0
52	100	100krad Unbiased	85	85	0
53	100	100krad Unbiased	85	85	0
54	100	100krad Unbiased	85	85	0
55	110	100krad Biased	85	85	0
56	110	100krad Biased	85	85	0
57	110	100krad Biased	85	85	0
58	110	100krad Biased	85	85	0
59	110	100krad Biased	85	85	0

Test Statistics (mA)

krad(si)	Pre Exposure Min	Pre Exposure Avg	Pre Exposure Max	Pre Exposure Std	Post Exposure Min	Post Exposure Avg	Post Exposure Max	Post Exposure Std	Min Delta	Avg Delta	Max Delta	Std Delta
0	85	85	85	0	85	85	85	0	0	0	0	0
3	85	85	85	0	85	85	85	0	0	0	0	0
5	85	85	85	0	85	85	85	0	0	0	0	0
10	85	85	85	0	85	85	85	0	0	0	0	0
15	85	85	85	0	85	85	85	0	0	0	0	0
30	85	85	85	0	85	85	85	0	0	0	0	0
35	85	85	85	0	85	85	85	0	0	0	0	0
50	85	85	85	0	85	85	85	0	0	0	0	0
55	85	85	85	0	85	85	85	0	0	0	0	0
100	85	85	85	0	85	85	85	0	0	0	0	0
110	85	85	85	0	85	85	85	0	0	0	0	0

Device Test: 44.2 DROPOUT_CURRENT|//GO_NOGO/1N8V/100mA/3.3/@I_DO_VIN_3P3V_VOUT_1N8_1302

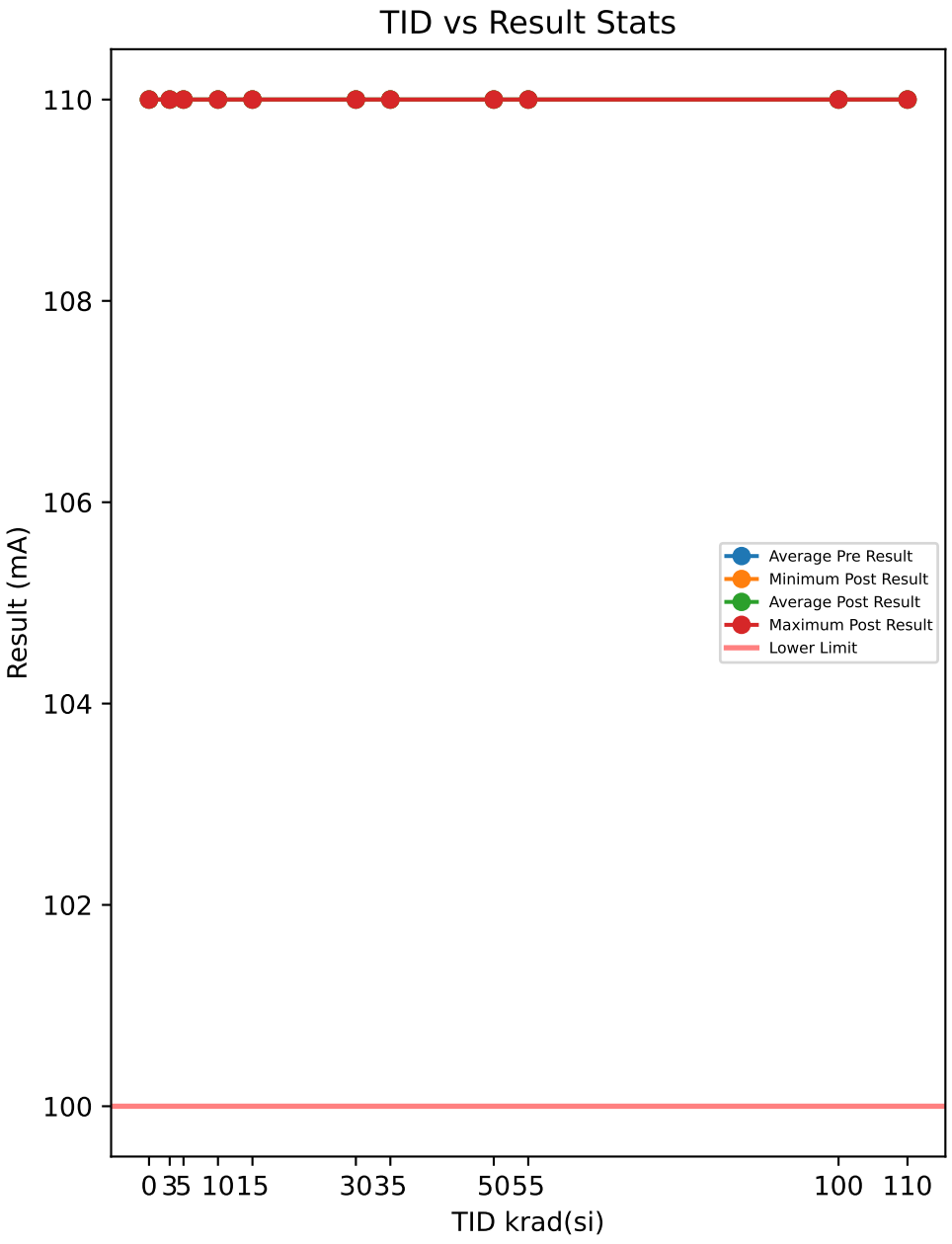

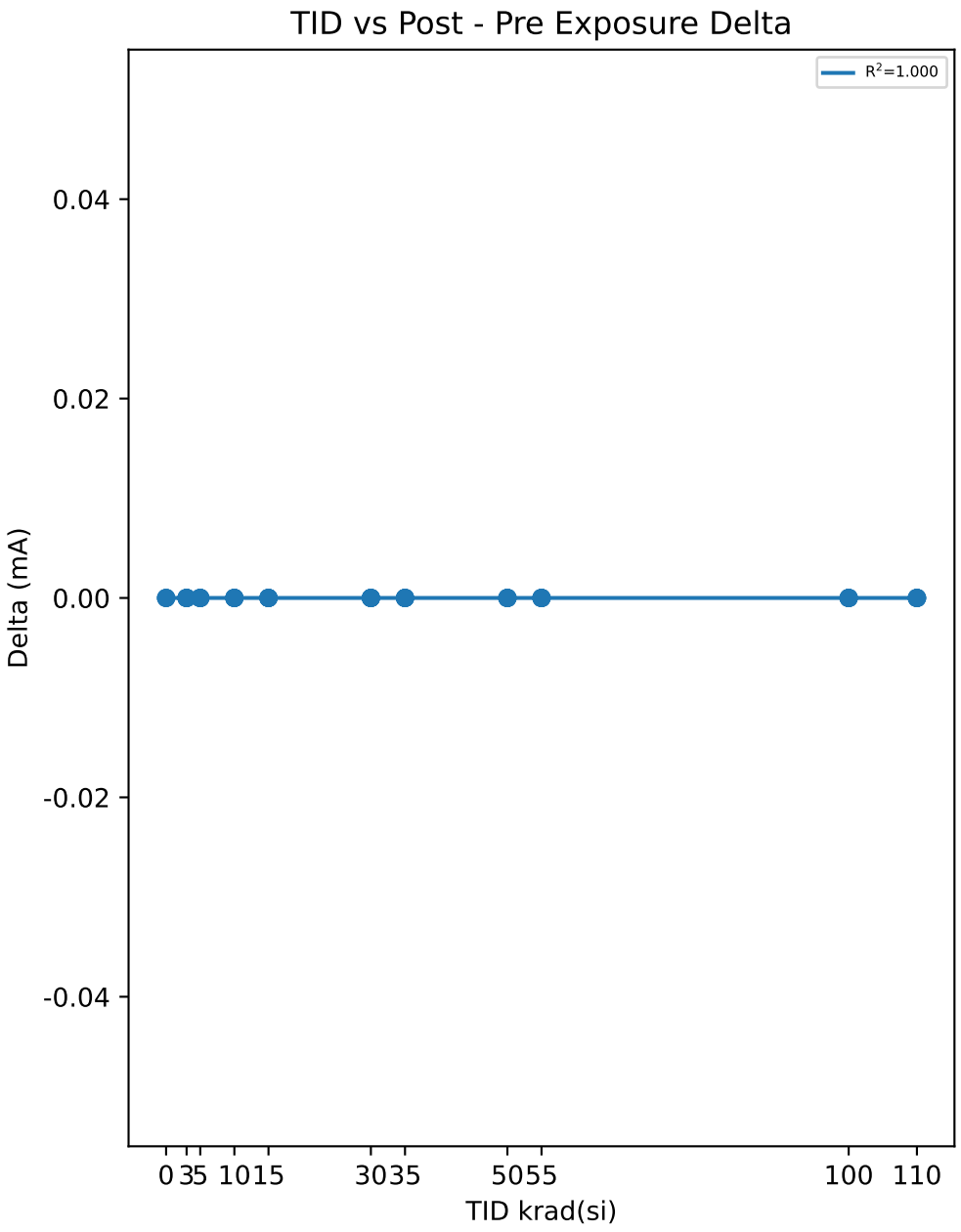

Test Results (Lower Limit = 100.0 (mA))

Serial #	krad(si)	Exposure Conditions	Pre Result	Post Result	Delta
1	0	CU1	110	110	0
2	0	CU2	110	110	0
3	0	CU3	110	110	0
10	3	3krad Unbiased	110	110	0
11	3	3krad Unbiased	110	110	0
12	3	3krad Unbiased	110	110	0
13	3	3krad Unbiased	110	110	0
14	3	3krad Unbiased	110	110	0
15	5	3krad Biased	110	110	0
16	5	3krad Biased	110	110	0
17	5	3krad Biased	110	110	0
18	5	3krad Biased	110	110	0
19	5	3krad Biased	110	110	0
20	10	10krad Unbiased	110	110	0
21	10	10krad Unbiased	110	110	0
22	10	10krad Unbiased	110	110	0
23	10	10krad Unbiased	110	110	0
24	10	10krad Unbiased	110	110	0
25	15	10krad Biased	110	110	0
26	15	10krad Biased	110	110	0
27	15	10krad Biased	110	110	0
28	15	10krad Biased	110	110	0
29	15	10krad Biased	110	110	0
30	30	30krad Unbiased	110	110	0
31	30	30krad Unbiased	110	110	0
32	30	30krad Unbiased	110	110	0
33	30	30krad Unbiased	110	110	0
34	30	30krad Unbiased	110	110	0
35	35	30krad Biased	110	110	0
36	35	30krad Biased	110	110	0
37	35	30krad Biased	110	110	0
38	35	30krad Biased	110	110	0
39	35	30krad Biased	110	110	0
40	50	50krad Unbiased	110	110	0
41	50	50krad Unbiased	110	110	0
42	50	50krad Unbiased	110	110	0
43	50	50krad Unbiased	110	110	0
44	50	50krad Unbiased	110	110	0
45	55	50krad Biased	110	110	0
46	55	50krad Biased	110	110	0
47	55	50krad Biased	110	110	0
48	55	50krad Biased	110	110	0
49	55	50krad Biased	110	110	0
50	100	100krad Unbiased	110	110	0
51	100	100krad Unbiased	110	110	0
52	100	100krad Unbiased	110	110	0
53	100	100krad Unbiased	110	110	0
54	100	100krad Unbiased	110	110	0
55	110	100krad Biased	110	110	0
56	110	100krad Biased	110	110	0
57	110	100krad Biased	110	110	0
58	110	100krad Biased	110	110	0
59	110	100krad Biased	110	110	0

Test Statistics (mA)

krad(si)	Pre Exposure Min	Pre Exposure Avg	Pre Exposure Max	Pre Exposure Std	Post Exposure Min	Post Exposure Avg	Post Exposure Max	Post Exposure Std	Min Delta	Avg Delta	Max Delta	Std Delta
0	110	110	110	0	110	110	110	0	0	0	0	0
3	110	110	110	0	110	110	110	0	0	0	0	0
5	110	110	110	0	110	110	110	0	0	0	0	0
10	110	110	110	0	110	110	110	0	0	0	0	0
15	110	110	110	0	110	110	110	0	0	0	0	0
30	110	110	110	0	110	110	110	0	0	0	0	0
35	110	110	110	0	110	110	110	0	0	0	0	0
50	110	110	110	0	110	110	110	0	0	0	0	0
55	110	110	110	0	110	110	110	0	0	0	0	0
100	110	110	110	0	110	110	110	0	0	0	0	0
110	110	110	110	0	110	110	110	0	0	0	0	0

Device Test: 44.3 DROPOUT_CURRENT|//GO_NOGO/1N8V/200mA/4/@I_DO_VIN_4V_VOUT_1N8_1302

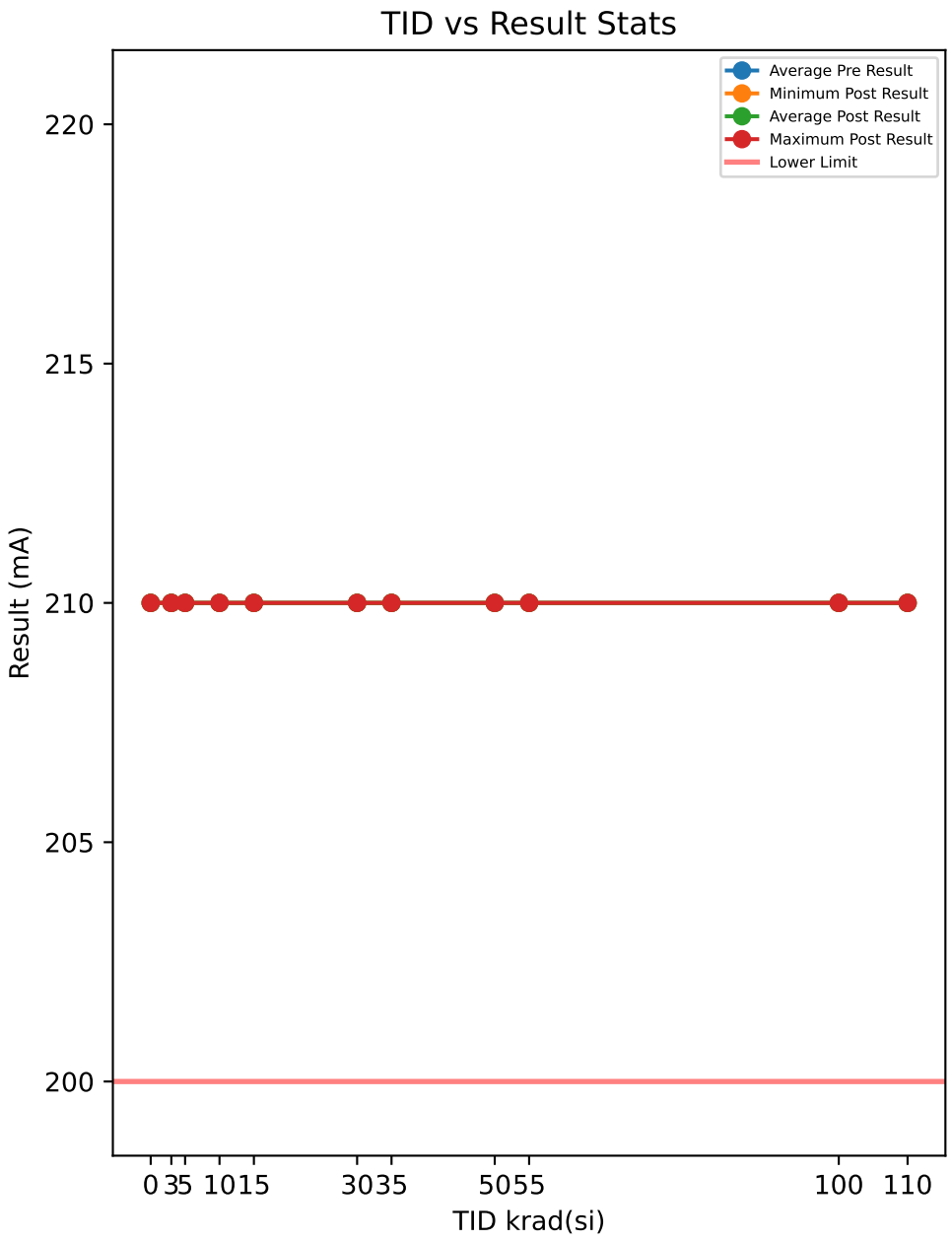

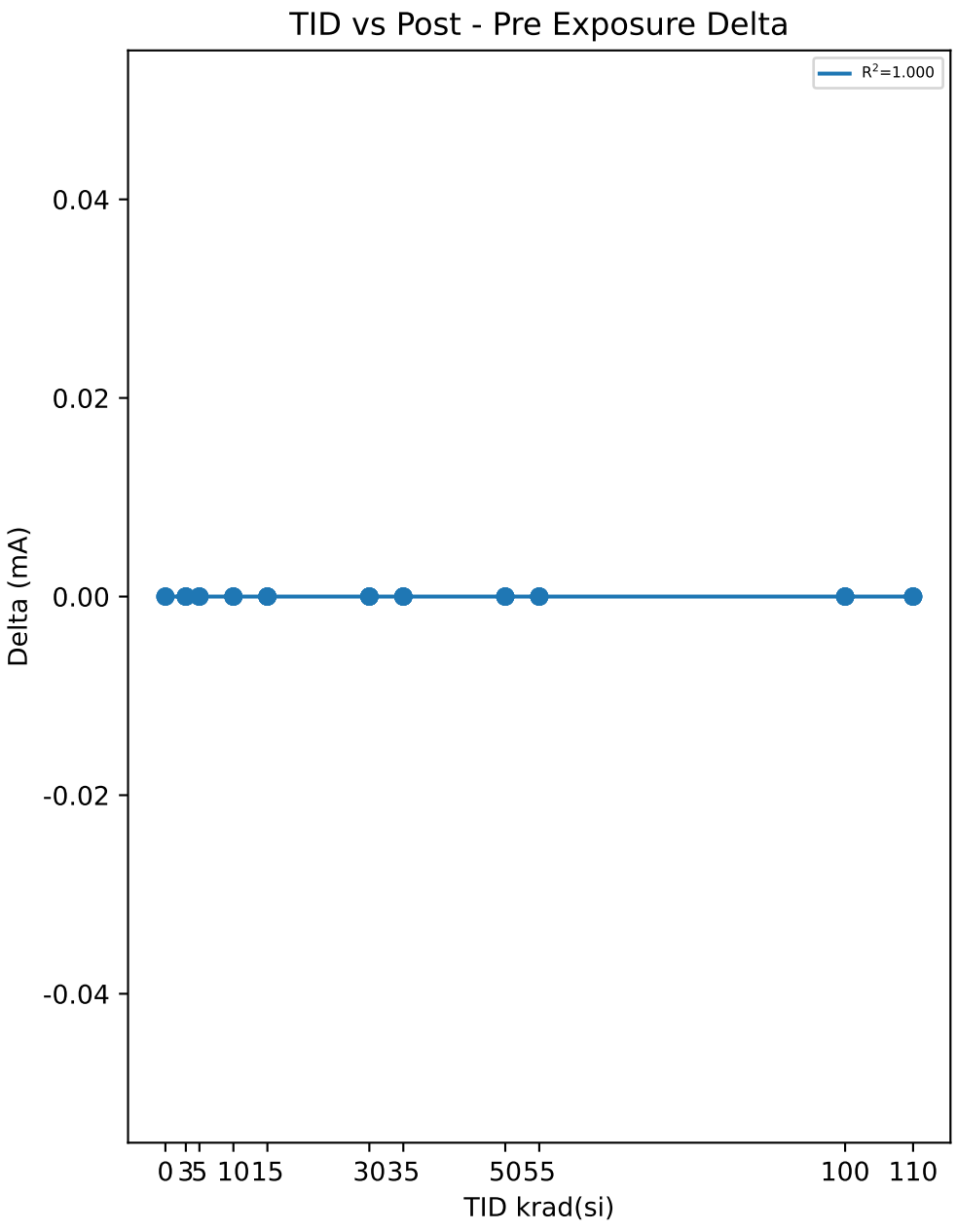

Test Results (Lower Limit = 200.0 (mA))

Serial #	krad(si)	Exposure Conditions	Pre Result	Post Result	Delta
1	0	CU1	210	210	0
2	0	CU2	210	210	0
3	0	CU3	210	210	0
10	3	3krad Unbiased	210	210	0
11	3	3krad Unbiased	210	210	0
12	3	3krad Unbiased	210	210	0
13	3	3krad Unbiased	210	210	0
14	3	3krad Unbiased	210	210	0
15	5	3krad Biased	210	210	0
16	5	3krad Biased	210	210	0
17	5	3krad Biased	210	210	0
18	5	3krad Biased	210	210	0
19	5	3krad Biased	210	210	0
20	10	10krad Unbiased	210	210	0
21	10	10krad Unbiased	210	210	0
22	10	10krad Unbiased	210	210	0
23	10	10krad Unbiased	210	210	0
24	10	10krad Unbiased	210	210	0
25	15	10krad Biased	210	210	0
26	15	10krad Biased	210	210	0
27	15	10krad Biased	210	210	0
28	15	10krad Biased	210	210	0
29	15	10krad Biased	210	210	0
30	30	30krad Unbiased	210	210	0
31	30	30krad Unbiased	210	210	0
32	30	30krad Unbiased	210	210	0
33	30	30krad Unbiased	210	210	0
34	30	30krad Unbiased	210	210	0
35	35	30krad Biased	210	210	0
36	35	30krad Biased	210	210	0
37	35	30krad Biased	210	210	0
38	35	30krad Biased	210	210	0
39	35	30krad Biased	210	210	0
40	50	50krad Unbiased	210	210	0
41	50	50krad Unbiased	210	210	0
42	50	50krad Unbiased	210	210	0
43	50	50krad Unbiased	210	210	0
44	50	50krad Unbiased	210	210	0
45	55	50krad Biased	210	210	0
46	55	50krad Biased	210	210	0
47	55	50krad Biased	210	210	0
48	55	50krad Biased	210	210	0
49	55	50krad Biased	210	210	0
50	100	100krad Unbiased	210	210	0
51	100	100krad Unbiased	210	210	0
52	100	100krad Unbiased	210	210	0
53	100	100krad Unbiased	210	210	0
54	100	100krad Unbiased	210	210	0
55	110	100krad Biased	210	210	0
56	110	100krad Biased	210	210	0
57	110	100krad Biased	210	210	0
58	110	100krad Biased	210	210	0
59	110	100krad Biased	210	210	0

Test Statistics (mA)

krad(si)	Pre Exposure Min	Pre Exposure Avg	Pre Exposure Max	Pre Exposure Std	Post Exposure Min	Post Exposure Avg	Post Exposure Max	Post Exposure Std	Min Delta	Avg Delta	Max Delta	Std Delta
0	210	210	210	0	210	210	210	0	0	0	0	0
3	210	210	210	0	210	210	210	0	0	0	0	0
5	210	210	210	0	210	210	210	0	0	0	0	0
10	210	210	210	0	210	210	210	0	0	0	0	0
15	210	210	210	0	210	210	210	0	0	0	0	0
30	210	210	210	0	210	210	210	0	0	0	0	0
35	210	210	210	0	210	210	210	0	0	0	0	0
50	210	210	210	0	210	210	210	0	0	0	0	0
55	210	210	210	0	210	210	210	0	0	0	0	0
100	210	210	210	0	210	210	210	0	0	0	0	0
110	210	210	210	0	210	210	210	0	0	0	0	0

Device Test: 44.4 DROPOUT_CURRENT|//GO_NOGO/1N8V/400mA/5/@I_DO_VIN_5V_VOUT_1N8_1302

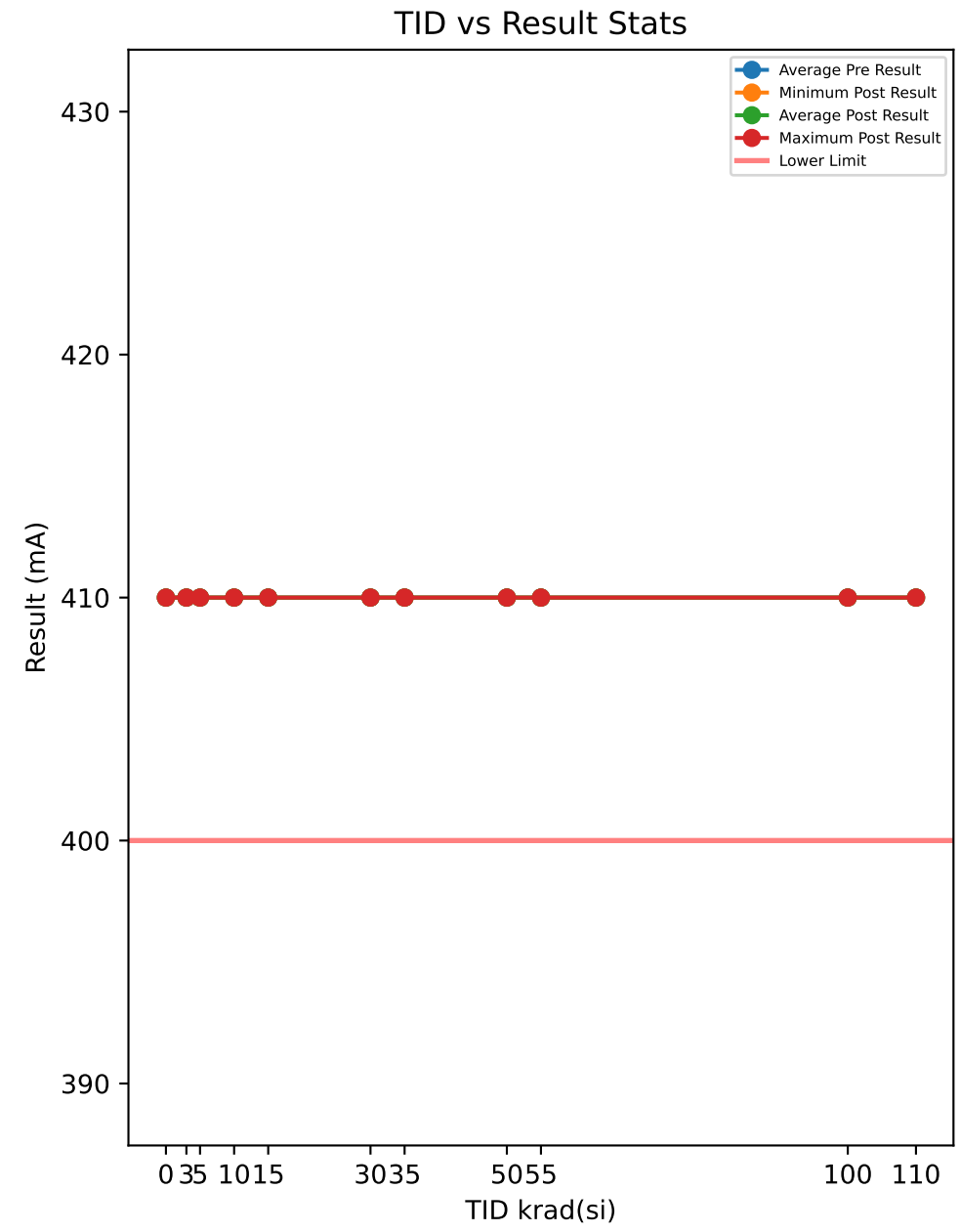

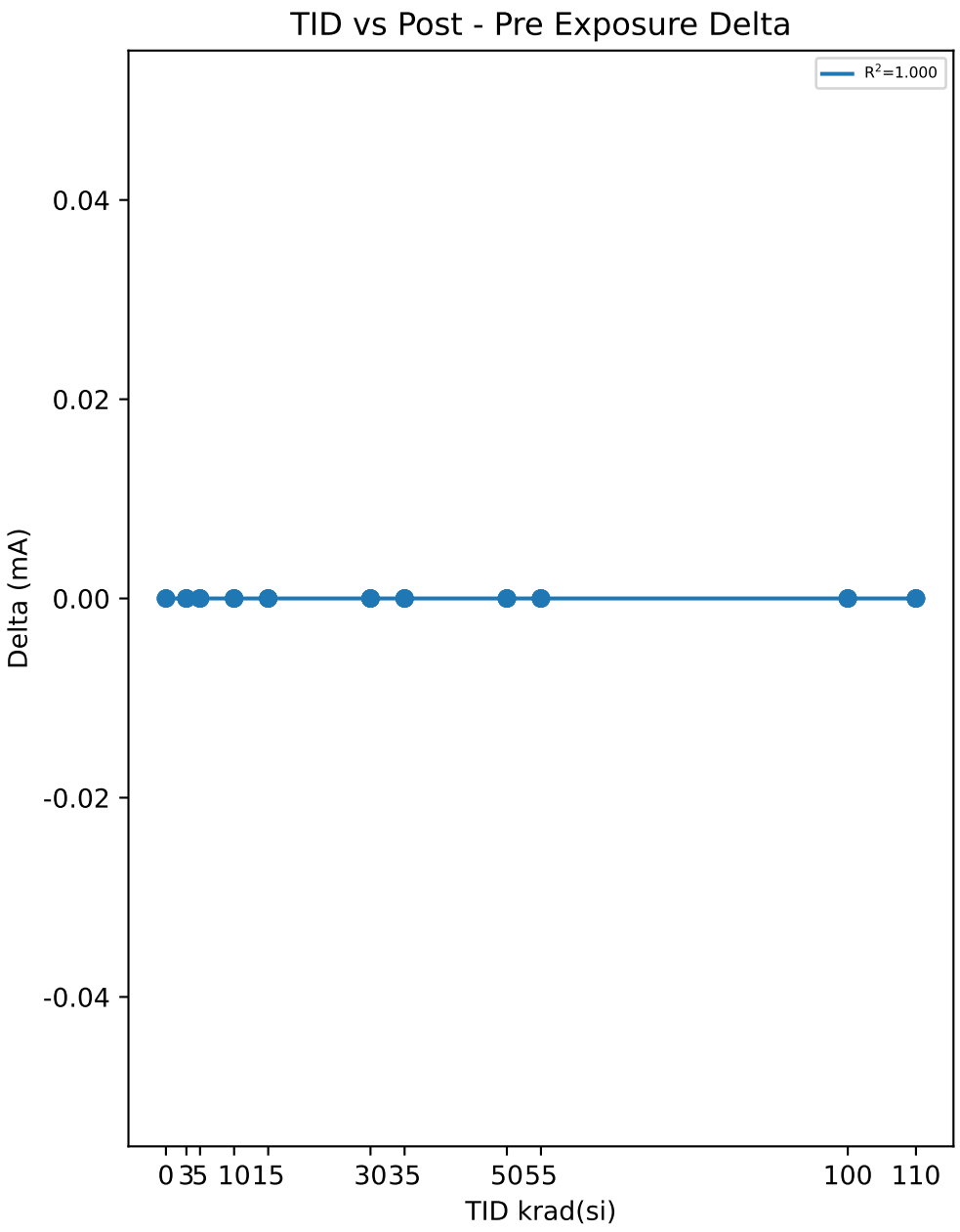

Test Results (Lower Limit = 400.0 (mA))

Serial #	krad(si)	Exposure Conditions	Pre Result	Post Result	Delta
1	0	CU1	410	410	0
2	0	CU2	410	410	0
3	0	CU3	410	410	0
10	3	3krad Unbiased	410	410	0
11	3	3krad Unbiased	410	410	0
12	3	3krad Unbiased	410	410	0
13	3	3krad Unbiased	410	410	0
14	3	3krad Unbiased	410	410	0
15	5	3krad Biased	410	410	0
16	5	3krad Biased	410	410	0
17	5	3krad Biased	410	410	0
18	5	3krad Biased	410	410	0
19	5	3krad Biased	410	410	0
20	10	10krad Unbiased	410	410	0
21	10	10krad Unbiased	410	410	0
22	10	10krad Unbiased	410	410	0
23	10	10krad Unbiased	410	410	0
24	10	10krad Unbiased	410	410	0
25	15	10krad Biased	410	410	0
26	15	10krad Biased	410	410	0
27	15	10krad Biased	410	410	0
28	15	10krad Biased	410	410	0
29	15	10krad Biased	410	410	0
30	30	30krad Unbiased	410	410	0
31	30	30krad Unbiased	410	410	0
32	30	30krad Unbiased	410	410	0
33	30	30krad Unbiased	410	410	0
34	30	30krad Unbiased	410	410	0
35	35	30krad Biased	410	410	0
36	35	30krad Biased	410	410	0
37	35	30krad Biased	410	410	0
38	35	30krad Biased	410	410	0
39	35	30krad Biased	410	410	0
40	50	50krad Unbiased	410	410	0
41	50	50krad Unbiased	410	410	0
42	50	50krad Unbiased	410	410	0
43	50	50krad Unbiased	410	410	0
44	50	50krad Unbiased	410	410	0
45	55	50krad Biased	410	410	0
46	55	50krad Biased	410	410	0
47	55	50krad Biased	410	410	0
48	55	50krad Biased	410	410	0
49	55	50krad Biased	410	410	0
50	100	100krad Unbiased	410	410	0
51	100	100krad Unbiased	410	410	0
52	100	100krad Unbiased	410	410	0
53	100	100krad Unbiased	410	410	0
54	100	100krad Unbiased	410	410	0
55	110	100krad Biased	410	410	0
56	110	100krad Biased	410	410	0
57	110	100krad Biased	410	410	0
58	110	100krad Biased	410	410	0
59	110	100krad Biased	410	410	0

Test Statistics (mA)

krad(si)	Pre Exposure Min	Pre Exposure Avg	Pre Exposure Max	Pre Exposure Std	Post Exposure Min	Post Exposure Avg	Post Exposure Max	Post Exposure Std	Min Delta	Avg Delta	Max Delta	Std Delta
0	410	410	410	0	410	410	410	0	0	0	0	0
3	410	410	410	0	410	410	410	0	0	0	0	0
5	410	410	410	0	410	410	410	0	0	0	0	0
10	410	410	410	0	410	410	410	0	0	0	0	0
15	410	410	410	0	410	410	410	0	0	0	0	0
30	410	410	410	0	410	410	410	0	0	0	0	0
35	410	410	410	0	410	410	410	0	0	0	0	0
50	410	410	410	0	410	410	410	0	0	0	0	0
55	410	410	410	0	410	410	410	0	0	0	0	0
100	410	410	410	0	410	410	410	0	0	0	0	0
110	410	410	410	0	410	410	410	0	0	0	0	0

Device Test: 44.5 DROPOUT_CURRENT|//GO_NOGO/1N8V/400mA/6/@I_DO_VIN_6p0V_VOUT_1N8_1302

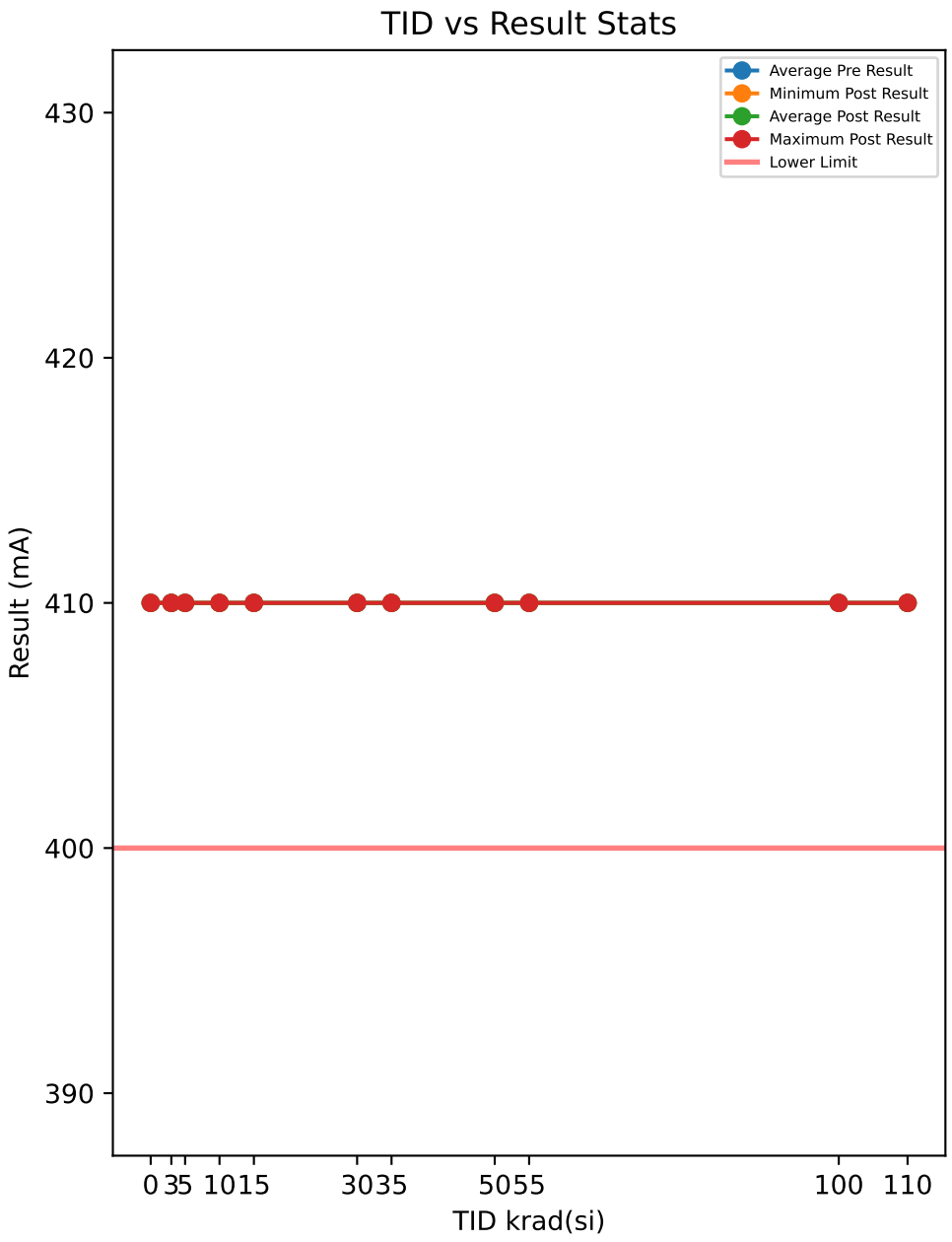

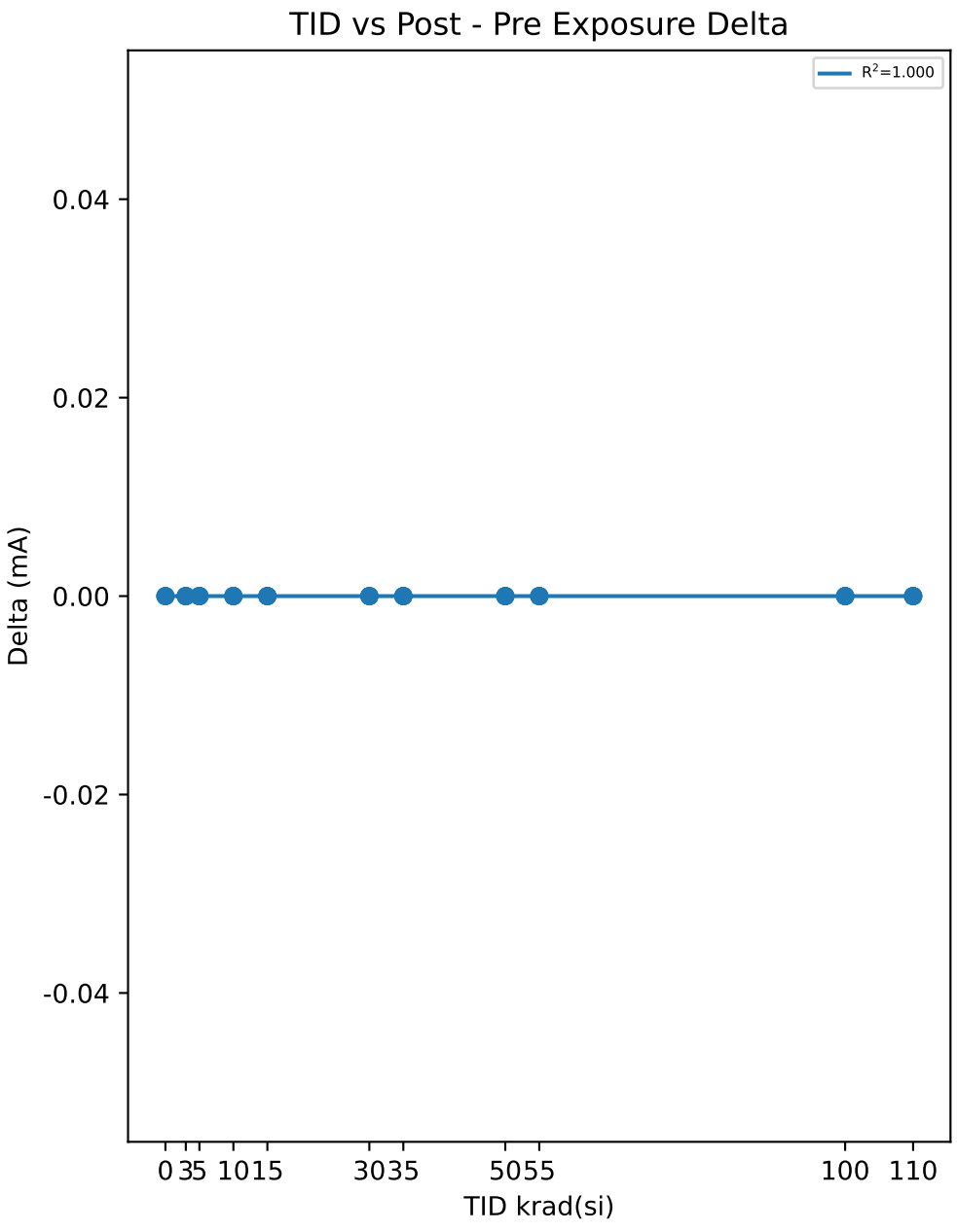

Test Results (Lower Limit = 400.0 (mA))

Serial #	krad(si)	Exposure Conditions	Pre Result	Post Result	Delta
1	0	CU1	410	410	0
2	0	CU2	410	410	0
3	0	CU3	410	410	0
10	3	3krad Unbiased	410	410	0
11	3	3krad Unbiased	410	410	0
12	3	3krad Unbiased	410	410	0
13	3	3krad Unbiased	410	410	0
14	3	3krad Unbiased	410	410	0
15	5	3krad Biased	410	410	0
16	5	3krad Biased	410	410	0
17	5	3krad Biased	410	410	0
18	5	3krad Biased	410	410	0
19	5	3krad Biased	410	410	0
20	10	10krad Unbiased	410	410	0
21	10	10krad Unbiased	410	410	0
22	10	10krad Unbiased	410	410	0
23	10	10krad Unbiased	410	410	0
24	10	10krad Unbiased	410	410	0
25	15	10krad Biased	410	410	0
26	15	10krad Biased	410	410	0
27	15	10krad Biased	410	410	0
28	15	10krad Biased	410	410	0
29	15	10krad Biased	410	410	0
30	30	30krad Unbiased	410	410	0
31	30	30krad Unbiased	410	410	0
32	30	30krad Unbiased	410	410	0
33	30	30krad Unbiased	410	410	0
34	30	30krad Unbiased	410		
35	35	30krad Biased	410	410	0
36	35	30krad Biased	410	410	0
37	35	30krad Biased	410	410	0
38	35	30krad Biased	410	410	0
39	35	30krad Biased	410	410	0
40	50	50krad Unbiased	410	410	0
41	50	50krad Unbiased	410	410	0
42	50	50krad Unbiased	410	410	0
43	50	50krad Unbiased	410	410	0
44	50	50krad Unbiased	410	410	0
45	55	50krad Biased	410	410	0
46	55	50krad Biased	410	410	0
47	55	50krad Biased	410	410	0
48	55	50krad Biased	410	410	0
49	55	50krad Biased	410	410	0
50	100	100krad Unbiased	410		
51	100	100krad Unbiased	410	410	0
52	100	100krad Unbiased	410	410	0
53	100	100krad Unbiased	410	410	0
54	100	100krad Unbiased	410	410	0
55	110	100krad Biased	410	410	0
56	110	100krad Biased	410	410	0
57	110	100krad Biased	410	410	0
58	110	100krad Biased	410	410	0
59	110	100krad Biased	410	410	0

Test Statistics (mA)

krad(si)	Pre Exposure Min	Pre Exposure Avg	Pre Exposure Max	Pre Exposure Std	Post Exposure Min	Post Exposure Avg	Post Exposure Max	Post Exposure Std	Min Delta	Avg Delta	Max Delta	Std Delta
0	410	410	410	0	410	410	410	0	0	0	0	0
3	410	410	410	0	410	410	410	0	0	0	0	0
5	410	410	410	0	410	410	410	0	0	0	0	0
10	410	410	410	0	410	410	410	0	0	0	0	0
15	410	410	410	0	410	410	410	0	0	0	0	0
30	410	410	410	0	410	410	410	0	0	0	0	0
35	410	410	410	0	410	410	410	0	0	0	0	0
50	410	410	410	0	410	410	410	0	0	0	0	0
55	410	410	410	0	410	410	410	0	0	0	0	0
100	410	410	410	0	410	410	410	0	0	0	0	0
110	410	410	410	0	410	410	410	0	0	0	0	0

Device Test: 50.1 ACCURACY|//VOUT/1N8V/10mA/3/@ACC_VIN_3P0_VOUT_1N8_1MA

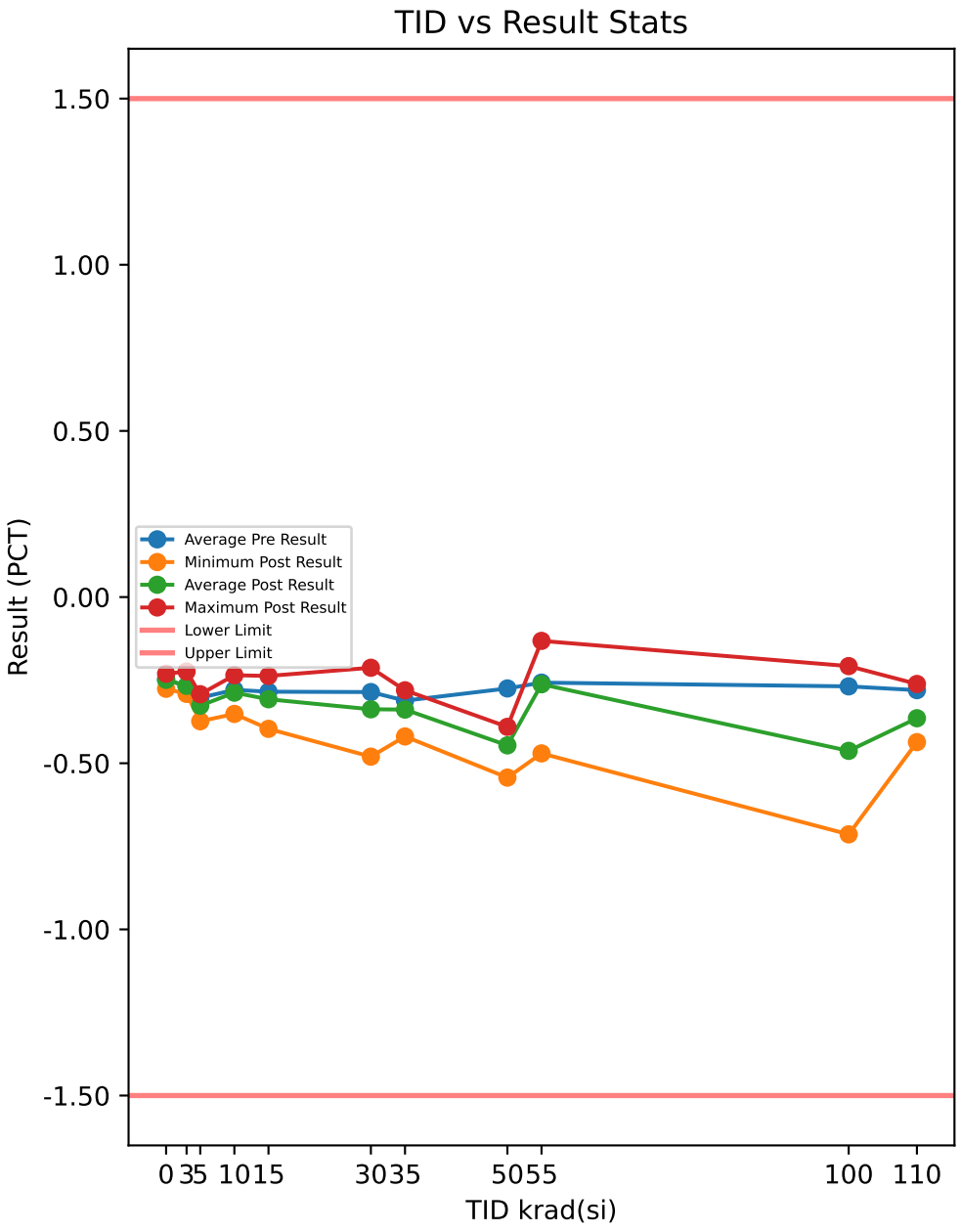

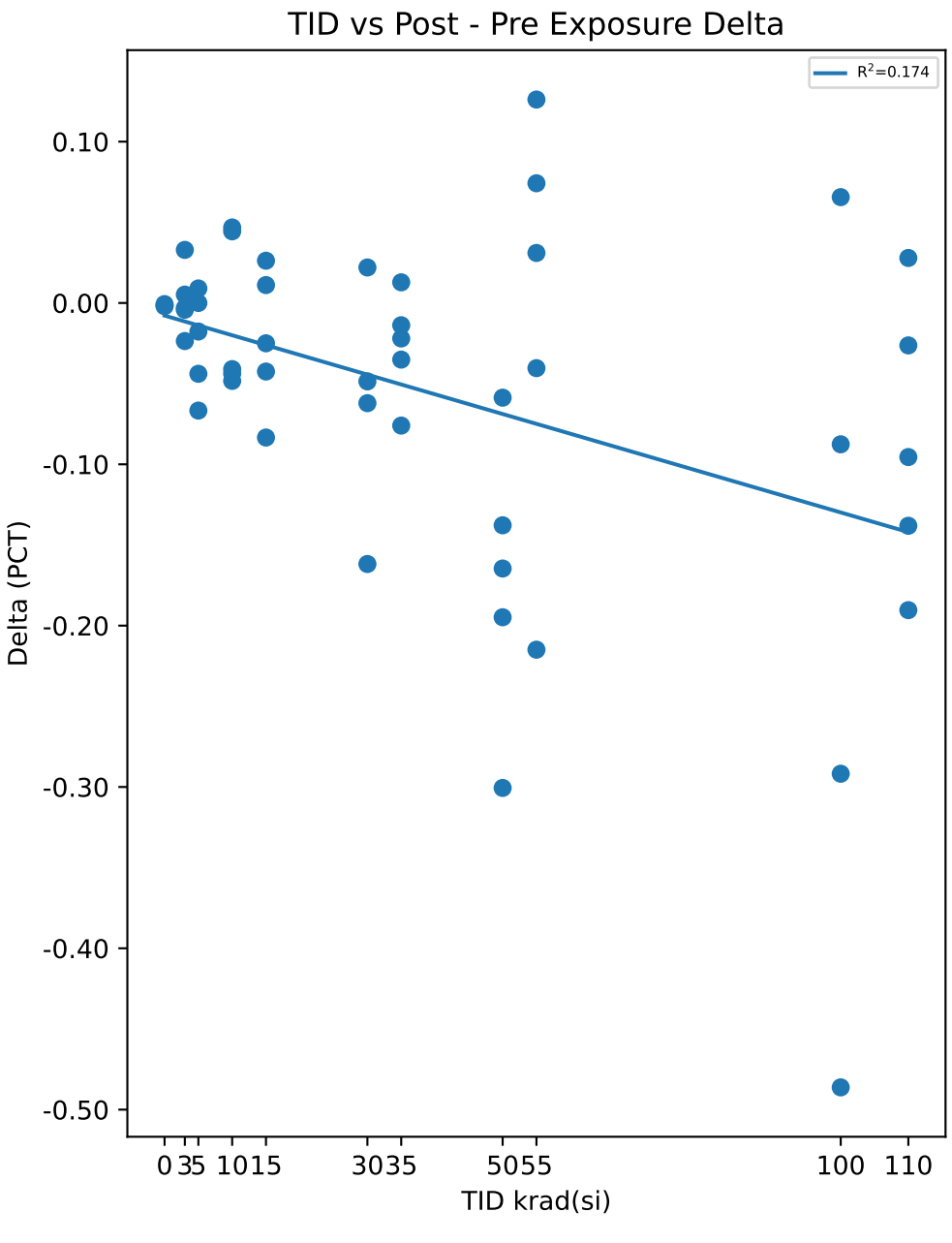

Test Results (Lower Limit = -1.5, Upper Limit = 1.5 (PCT))

Serial #	krad(si)	Exposure Conditions	Pre Result	Post Result	Delta
1	0	CU1	-0.2403	-0.241	-0.0007
2	0	CU2	-0.2291	-0.2307	-0.0016
3	0	CU3	-0.2739	-0.2759	-0.002
10	3	3krad Unbiased	-0.2292	-0.224	0.0052
11	3	3krad Unbiased	-0.2512	-0.2748	-0.0236
12	3	3krad Unbiased	-0.2696	-0.2738	-0.0042
13	3	3krad Unbiased	-0.2882	-0.2913	-0.0031
14	3	3krad Unbiased	-0.3043	-0.2714	0.0329
15	5	3krad Biased	-0.3288	-0.3198	0.009
16	5	3krad Biased	-0.3039	-0.3478	-0.0439
17	5	3krad Biased	-0.2923	-0.2923	0
18	5	3krad Biased	-0.2338	-0.3005	-0.0667
19	5	3krad Biased	-0.356	-0.3737	-0.0177
20	10	10krad Unbiased	-0.2777	-0.3187	-0.041
21	10	10krad Unbiased	-0.3033	-0.3516	-0.0483
22	10	10krad Unbiased	-0.2192	-0.263	-0.0438
23	10	10krad Unbiased	-0.3138	-0.2694	0.0444
24	10	10krad Unbiased	-0.282	-0.2352	0.0468
25	15	10krad Biased	-0.3131	-0.3965	-0.0834
26	15	10krad Biased	-0.3158	-0.3583	-0.0425
27	15	10krad Biased	-0.2678	-0.2416	0.0262
28	15	10krad Biased	-0.2484	-0.2373	0.0111
29	15	10krad Biased	-0.2786	-0.3036	-0.025
30	30	30krad Unbiased	-0.3184	-0.4802	-0.1618
31	30	30krad Unbiased	-0.2347	-0.2127	0.022
32	30	30krad Unbiased	-0.3275	-0.3761	-0.0486
33	30	30krad Unbiased	-0.2195	-0.2816	-0.0621
34	30	30krad Unbiased	-0.329		
35	35	30krad Biased	-0.3392	-0.3612	-0.022
36	35	30krad Biased	-0.3001	-0.3352	-0.0351
37	35	30krad Biased	-0.3434	-0.4194	-0.076
38	35	30krad Biased	-0.2667	-0.2805	-0.0138
39	35	30krad Biased	-0.309	-0.2962	0.0128
40	50	50krad Unbiased	-0.2301	-0.4249	-0.1948
41	50	50krad Unbiased	-0.2426	-0.5432	-0.3006
42	50	50krad Unbiased	-0.3318	-0.3905	-0.0587
43	50	50krad Unbiased	-0.2694	-0.4072	-0.1378
44	50	50krad Unbiased	-0.3007	-0.4653	-0.1646
45	55	50krad Biased	-0.2022	-0.1712	0.031
46	55	50krad Biased	-0.3218	-0.3622	-0.0404
47	55	50krad Biased	-0.2555	-0.4704	-0.2149
48	55	50krad Biased	-0.2579	-0.1318	0.1261
49	55	50krad Biased	-0.25	-0.1758	0.0742
50	100	100krad Unbiased	-0.2925		
51	100	100krad Unbiased	-0.3257	-0.6175	-0.2918
52	100	100krad Unbiased	-0.2278	-0.714	-0.4862
53	100	100krad Unbiased	-0.2733	-0.2077	0.0656
54	100	100krad Unbiased	-0.2241	-0.3117	-0.0876
55	110	100krad Biased	-0.3845	-0.3566	0.0279
56	110	100krad Biased	-0.2284	-0.3665	-0.1381
57	110	100krad Biased	-0.3062	-0.4017	-0.0955
58	110	100krad Biased	-0.2461	-0.4365	-0.1904
59	110	100krad Biased	-0.2352	-0.2615	-0.0263

Test Statistics (PCT)

krad(si)	Pre Exposure Min	Pre Exposure Avg	Pre Exposure Max	Pre Exposure Std	Post Exposure Min	Post Exposure Avg	Post Exposure Max	Post Exposure Std	Min Delta	Avg Delta	Max Delta	Std Delta
0	-0.2739	-0.24777	-0.2291	0.023315	-0.2759	-0.2492	-0.2307	0.023689	-0.002	-0.0014333	-0.0007	0.00066583
3	-0.3043	-0.2685	-0.2292	0.029643	-0.2913	-0.26706	-0.224	0.025327	-0.0236	0.00144	0.0329	0.020514
5	-0.356	-0.30296	-0.2338	0.045767	-0.3737	-0.32682	-0.2923	0.033807	-0.0667	-0.02386	0.009	0.03132
10	-0.3138	-0.2792	-0.2192	0.036702	-0.3516	-0.28758	-0.2352	0.046758	-0.0483	-0.00838	0.0468	0.049353
15	-0.3158	-0.28474	-0.2484	0.029216	-0.3965	-0.30746	-0.2373	0.070334	-0.0834	-0.02272	0.0262	0.043633
30	-0.329	-0.28582	-0.2195	0.054025	-0.4802	-0.33765	-0.2127	0.11627	-0.1618	-0.062625	0.022	0.075706
35	-0.3434	-0.31168	-0.2667	0.031337	-0.4194	-0.3385	-0.2805	0.055282	-0.076	-0.02682	0.0128	0.032595
50	-0.3318	-0.27492	-0.2301	0.041785	-0.5432	-0.44622	-0.3905	0.060932	-0.3006	-0.1713	-0.0587	0.0882
55	-0.3218	-0.25748	-0.2022	0.042582	-0.4704	-0.26228	-0.1318	0.14671	-0.2149	-0.0048	0.1261	0.13235
100	-0.3257	-0.26868	-0.2241	0.043297	-0.714	-0.46272	-0.2077	0.24148	-0.4862	-0.2	0.0656	0.2405
110	-0.3845	-0.28008	-0.2284	0.066003	-0.4365	-0.36456	-0.2615	0.065657	-0.1904	-0.08448	0.0279	0.086934

Device Test: 50.2 ACCURACY|//VOUT/1N8V/150mA/3/@ACC_VIN_3P0_VOUT_1N8_150MA

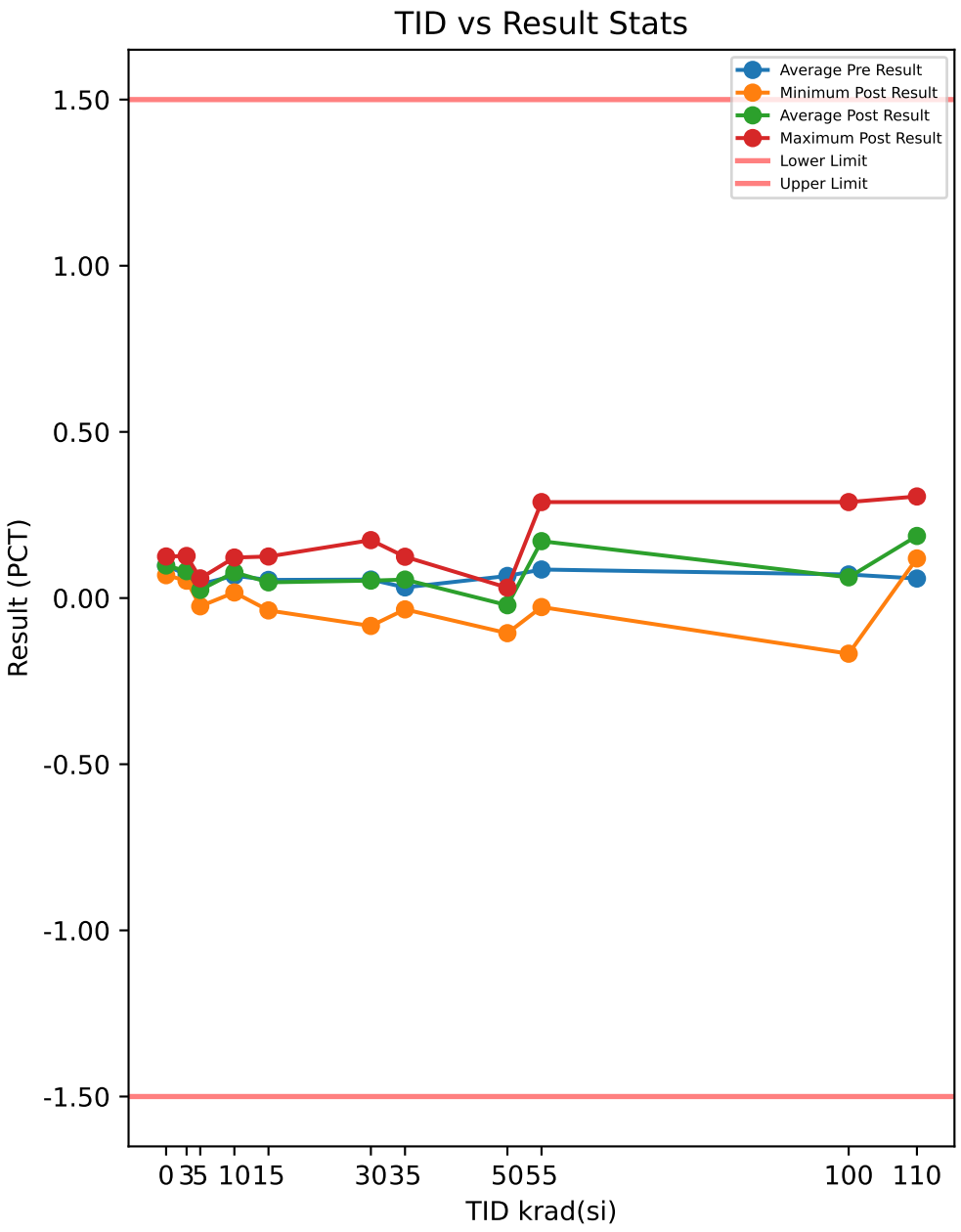

Test Results (Lower Limit = -1.5, Upper Limit = 1.5 (PCT))

Serial #	krad(si)	Exposure Conditions	Pre Result	Post Result	Delta
1	0	CU1	0.0979	0.1002	0.0023
2	0	CU2	0.1271	0.1251	-0.002
3	0	CU3	0.0663	0.0688	0.0025
10	3	3krad Unbiased	0.1068	0.1266	0.0198
11	3	3krad Unbiased	0.0845	0.0748	-0.0097
12	3	3krad Unbiased	0.0849	0.0861	0.0012
13	3	3krad Unbiased	0.0489	0.0523	0.0034
14	3	3krad Unbiased	0.0296	0.0649	0.0353
15	5	3krad Biased	0.0181	0.0263	0.0082
16	5	3krad Biased	0.0416	0.0089	-0.0327
17	5	3krad Biased	0.0519	0.0592	0.0073
18	5	3krad Biased	0.113	0.0519	-0.0611
19	5	3krad Biased	-0.017	-0.0248	-0.0078
20	10	10krad Unbiased	0.0667	0.0455	-0.0212
21	10	10krad Unbiased	0.0516	0.0168	-0.0348
22	10	10krad Unbiased	0.1204	0.0944	-0.026
23	10	10krad Unbiased	0.043	0.1089	0.0659
24	10	10krad Unbiased	0.055	0.1219	0.0669
25	15	10krad Biased	0.0329	-0.0372	-0.0701
26	15	10krad Biased	0.031	-0.0007	-0.0317
27	15	10krad Biased	0.0622	0.1046	0.0424
28	15	10krad Biased	0.0965	0.125	0.0285
29	15	10krad Biased	0.0502	0.0447	-0.0055
30	30	30krad Unbiased	0.0256	-0.0839	-0.1095
31	30	30krad Unbiased	0.1051	0.1743	0.0692
32	30	30krad Unbiased	0.0089	0.0041	-0.0048
33	30	30krad Unbiased	0.1223	0.1154	-0.0069
34	30	30krad Unbiased	0.016		
35	35	30krad Biased	0.0088	0.0309	0.0221
36	35	30krad Biased	0.0315	0.0492	0.0177
37	35	30krad Biased	-0.0069	-0.0341	-0.0272
38	35	30krad Biased	0.0822	0.1243	0.0421
39	35	30krad Biased	0.0447	0.1075	0.0628
40	50	50krad Unbiased	0.1081	-0.0061	-0.1142
41	50	50krad Unbiased	0.1088	-0.1057	-0.2145
42	50	50krad Unbiased	0.0041	0.0312	0.0271
43	50	50krad Unbiased	0.0684	0.0079	-0.0605
44	50	50krad Unbiased	0.0432	-0.035	-0.0782
45	55	50krad Biased	0.1494	0.278	0.1286
46	55	50krad Biased	0.0217	0.0593	0.0376
47	55	50krad Biased	0.0969	-0.0271	-0.124
48	55	50krad Biased	0.0734	0.2888	0.2154
49	55	50krad Biased	0.0879	0.2569	0.169
50	100	100krad Unbiased	0.0357		
51	100	100krad Unbiased	0.0074	-0.1188	-0.1262
52	100	100krad Unbiased	0.127	-0.1674	-0.2944
53	100	100krad Unbiased	0.0536	0.2888	0.2352
54	100	100krad Unbiased	0.1311	0.2468	0.1157
55	110	100krad Biased	-0.0489	0.197	0.2459
56	110	100krad Biased	0.1182	0.1841	0.0659
57	110	100krad Biased	0.0195	0.1192	0.0997
58	110	100krad Biased	0.0904	0.1282	0.0378
59	110	100krad Biased	0.1147	0.3057	0.191

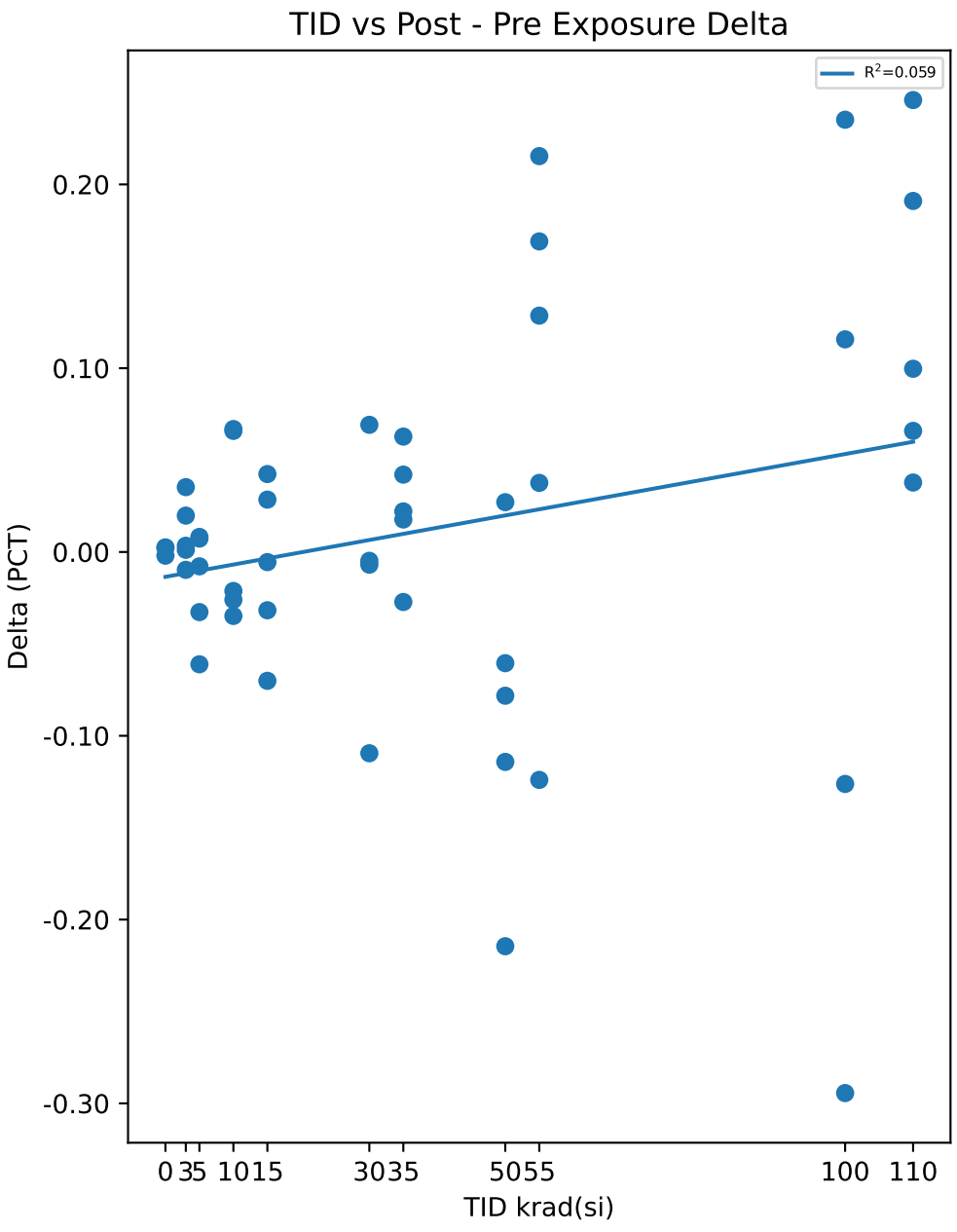

Test Statistics (PCT)

krad(si)	Pre Exposure Min	Pre Exposure Avg	Pre Exposure Max	Pre Exposure Std	Post Exposure Min	Post Exposure Avg	Post Exposure Max	Post Exposure Std	Min Delta	Avg Delta	Max Delta	Std Delta
0	0.0663	0.0971	0.1271	0.030408	0.0688	0.098033	0.1251	0.028212	-0.002	0.00093333	0.0025	0.0025423
3	0.0296	0.07094	0.1068	0.031062	0.0523	0.08094	0.1266	0.028402	-0.0097	0.01	0.0353	0.017644
5	-0.017	0.04152	0.113	0.047933	-0.0248	0.0243	0.0592	0.034028	-0.0611	-0.01722	0.0082	0.029586
10	0.043	0.06734	0.1204	0.030855	0.0168	0.0775	0.1219	0.044585	-0.0348	0.01016	0.0669	0.051572
15	0.031	0.05456	0.0965	0.026742	-0.0372	0.04728	0.125	0.068505	-0.0701	-0.00728	0.0424	0.045536
30	0.0089	0.05558	0.1223	0.053731	-0.0839	0.052475	0.1743	0.11509	-0.1095	-0.013	0.0692	0.073425
35	-0.0069	0.03206	0.0822	0.034398	-0.0341	0.05556	0.1243	0.063463	-0.0272	0.0235	0.0628	0.033528
50	0.0041	0.06652	0.1088	0.04461	-0.1057	-0.02154	0.0312	0.052798	-0.2145	-0.08806	0.0271	0.087734
55	0.0217	0.08586	0.1494	0.045921	-0.0271	0.17118	0.2888	0.14528	-0.124	0.08532	0.2154	0.13406
100	0.0074	0.07096	0.1311	0.055547	-0.1674	0.06235	0.2888	0.23868	-0.2944	-0.017425	0.2352	0.23811
110	-0.0489	0.05878	0.1182	0.072103	0.1192	0.18684	0.3057	0.074586	0.0378	0.12806	0.2459	0.087554

Device Test: 50.3 ACCURACY|//VOUT/1N8V/10mA/5/@ACC_VIN_5P0_VOUT_1N8_10MA

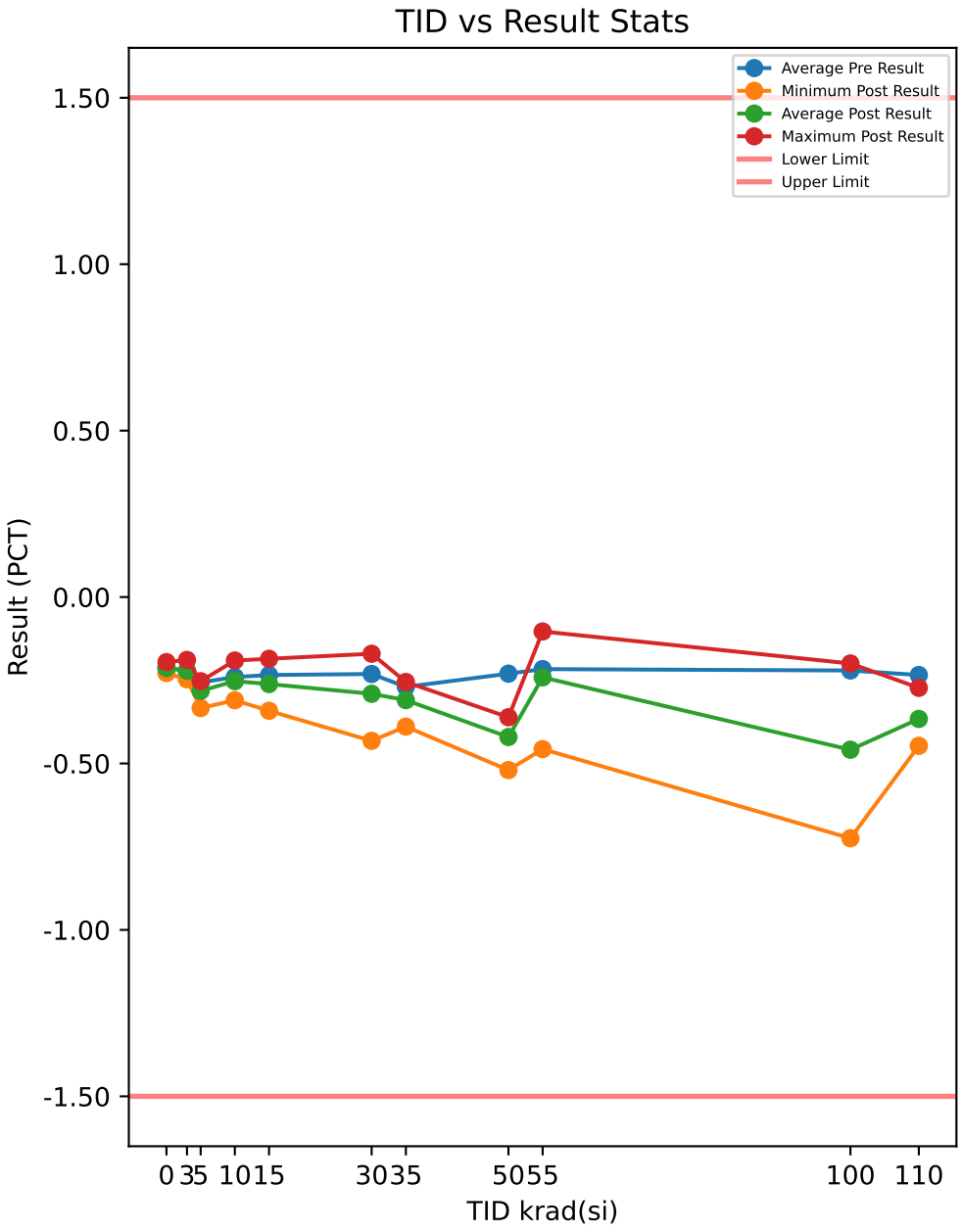

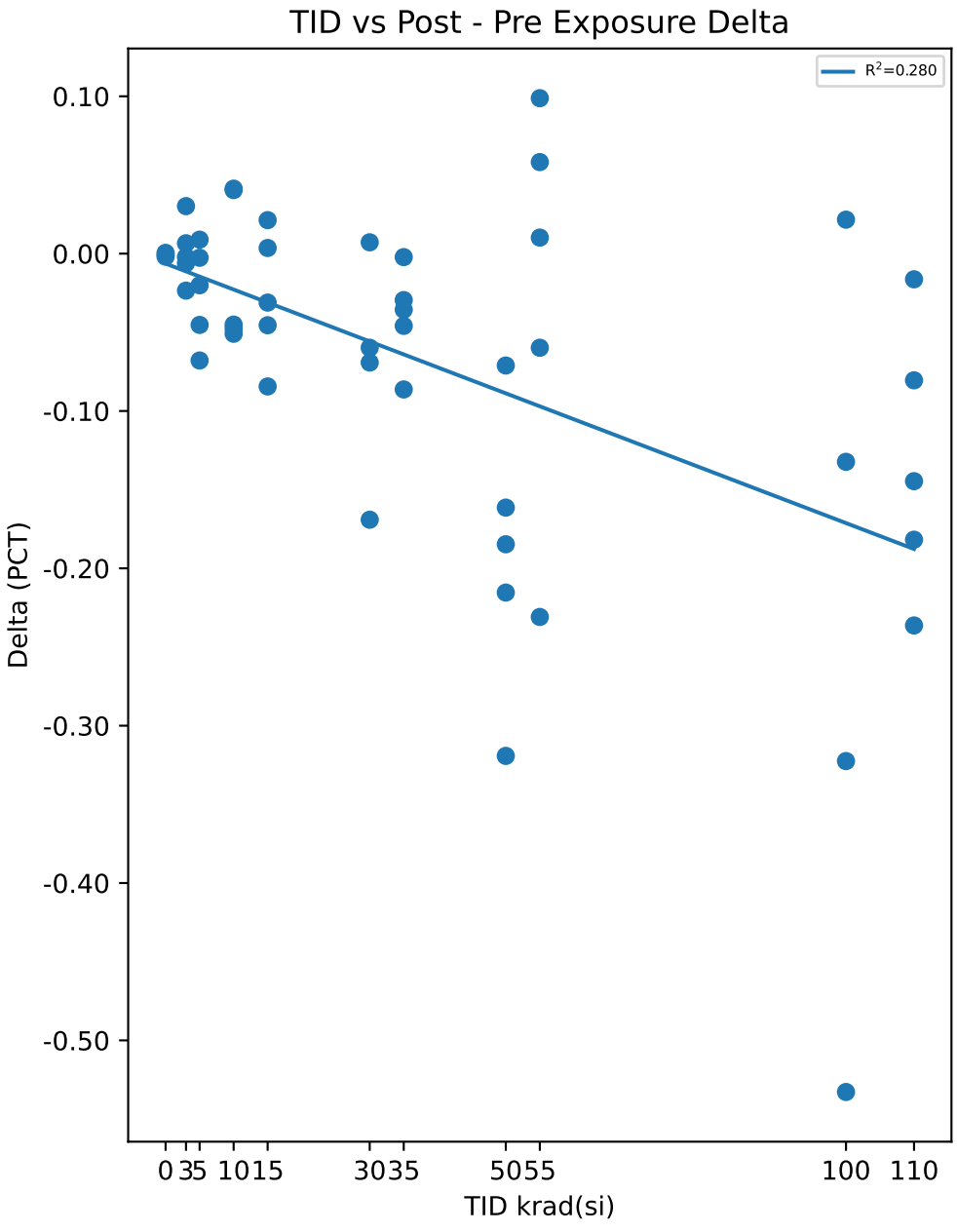

Test Results (Lower Limit = -1.5, Upper Limit = 1.5 (PCT))

Serial #	krad(si)	Exposure Conditions	Pre Result	Post Result	Delta
1	0	CU1	-0.2134	-0.2153	-0.0019
2	0	CU2	-0.1948	-0.1955	-0.0007
3	0	CU3	-0.229	-0.2285	0.0005
10	3	3krad Unbiased	-0.1955	-0.1889	0.0066
11	3	3krad Unbiased	-0.184	-0.2075	-0.0235
12	3	3krad Unbiased	-0.2389	-0.241	-0.0021
13	3	3krad Unbiased	-0.2409	-0.247	-0.0061
14	3	3krad Unbiased	-0.2505	-0.2203	0.0302
15	5	3krad Biased	-0.2724	-0.2635	0.0089
16	5	3krad Biased	-0.2577	-0.303	-0.0453
17	5	3krad Biased	-0.2502	-0.2528	-0.0026
18	5	3krad Biased	-0.1891	-0.257	-0.0679
19	5	3krad Biased	-0.3134	-0.3335	-0.0201
20	10	10krad Unbiased	-0.2404	-0.2855	-0.0451
21	10	10krad Unbiased	-0.2591	-0.31	-0.0509
22	10	10krad Unbiased	-0.185	-0.2327	-0.0477
23	10	10krad Unbiased	-0.2858	-0.2445	0.0413
24	10	10krad Unbiased	-0.2312	-0.1908	0.0404
25	15	10krad Biased	-0.2574	-0.3418	-0.0844
26	15	10krad Biased	-0.2772	-0.3227	-0.0455
27	15	10krad Biased	-0.2068	-0.1855	0.0213
28	15	10krad Biased	-0.1977	-0.1941	0.0036
29	15	10krad Biased	-0.2319	-0.263	-0.0311
30	30	30krad Unbiased	-0.263	-0.4321	-0.1691
31	30	30krad Unbiased	-0.1775	-0.1703	0.0072
32	30	30krad Unbiased	-0.2698	-0.3296	-0.0598
33	30	30krad Unbiased	-0.1615	-0.2307	-0.0692
34	30	30krad Unbiased	-0.2839		
35	35	30krad Biased	-0.2973	-0.3329	-0.0356
36	35	30krad Biased	-0.2611	-0.307	-0.0459
37	35	30krad Biased	-0.3029	-0.3892	-0.0863
38	35	30krad Biased	-0.2256	-0.2551	-0.0295
39	35	30krad Biased	-0.2622	-0.2644	-0.0022
40	50	50krad Unbiased	-0.188	-0.4034	-0.2154
41	50	50krad Unbiased	-0.2007	-0.5199	-0.3192
42	50	50krad Unbiased	-0.2945	-0.3656	-0.0711
43	50	50krad Unbiased	-0.1997	-0.3611	-0.1614
44	50	50krad Unbiased	-0.2681	-0.4528	-0.1847
45	55	50krad Biased	-0.1635	-0.1533	0.0102
46	55	50krad Biased	-0.2863	-0.3461	-0.0598
47	55	50krad Biased	-0.2259	-0.4568	-0.2309
48	55	50krad Biased	-0.2022	-0.1034	0.0988
49	55	50krad Biased	-0.2047	-0.1465	0.0582
50	100	100krad Unbiased	-0.2342		
51	100	100krad Unbiased	-0.2863	-0.6088	-0.3225
52	100	100krad Unbiased	-0.1919	-0.7247	-0.5328
53	100	100krad Unbiased	-0.2212	-0.1996	0.0216
54	100	100krad Unbiased	-0.1694	-0.3017	-0.1323
55	110	100krad Biased	-0.3311	-0.3474	-0.0163
56	110	100krad Biased	-0.1845	-0.3663	-0.1818
57	110	100krad Biased	-0.2529	-0.3975	-0.1446
58	110	100krad Biased	-0.2107	-0.447	-0.2363
59	110	100krad Biased	-0.1922	-0.2727	-0.0805

Test Statistics (PCT)

krad(si)	Pre Exposure Min	Pre Exposure Avg	Pre Exposure Max	Pre Exposure Std	Post Exposure Min	Post Exposure Avg	Post Exposure Max	Post Exposure Std	Min Delta	Avg Delta	Max Delta	Std Delta
0	-0.229	-0.2124	-0.1948	0.017122	-0.2285	-0.2131	-0.1955	0.01661	-0.0019	-0.0007	0.0005	0.0012
3	-0.2505	-0.22196	-0.184	0.030005	-0.247	-0.22094	-0.1889	0.023922	-0.0235	0.00102	0.0302	0.019649
5	-0.3134	-0.25656	-0.1891	0.044929	-0.3335	-0.28196	-0.2528	0.035047	-0.0679	-0.0254	0.0089	0.031332
10	-0.2858	-0.2403	-0.185	0.037298	-0.31	-0.2527	-0.1908	0.046524	-0.0509	-0.0124	0.0413	0.048655
15	-0.2772	-0.2342	-0.1977	0.03345	-0.3418	-0.26142	-0.1855	0.071614	-0.0844	-0.02722	0.0213	0.041602
30	-0.2839	-0.23114	-0.1615	0.057053	-0.4321	-0.29068	-0.1703	0.1149	-0.1691	-0.072725	0.0072	0.072699
35	-0.3029	-0.26982	-0.2256	0.031381	-0.3892	-0.30972	-0.2551	0.054541	-0.0863	-0.0399	-0.0022	0.030565
50	-0.2945	-0.2302	-0.188	0.047834	-0.5199	-0.42056	-0.3611	0.06663	-0.3192	-0.19036	-0.0711	0.089889
55	-0.2863	-0.21652	-0.1635	0.045036	-0.4568	-0.24122	-0.1034	0.15262	-0.2309	-0.0247	0.0988	0.12951
100	-0.2863	-0.2206	-0.1694	0.044573	-0.7247	-0.4587	-0.1996	0.24837	-0.5328	-0.2415	0.0216	0.23984
110	-0.3311	-0.23428	-0.1845	0.060261	-0.447	-0.36618	-0.2727	0.064428	-0.2363	-0.1319	-0.0163	0.085959

Device Test: 50.4 ACCURACY|//VOUT/1N8V/250mA/5/@ACC_VIN_5P0_VOUT_1N8_250MA

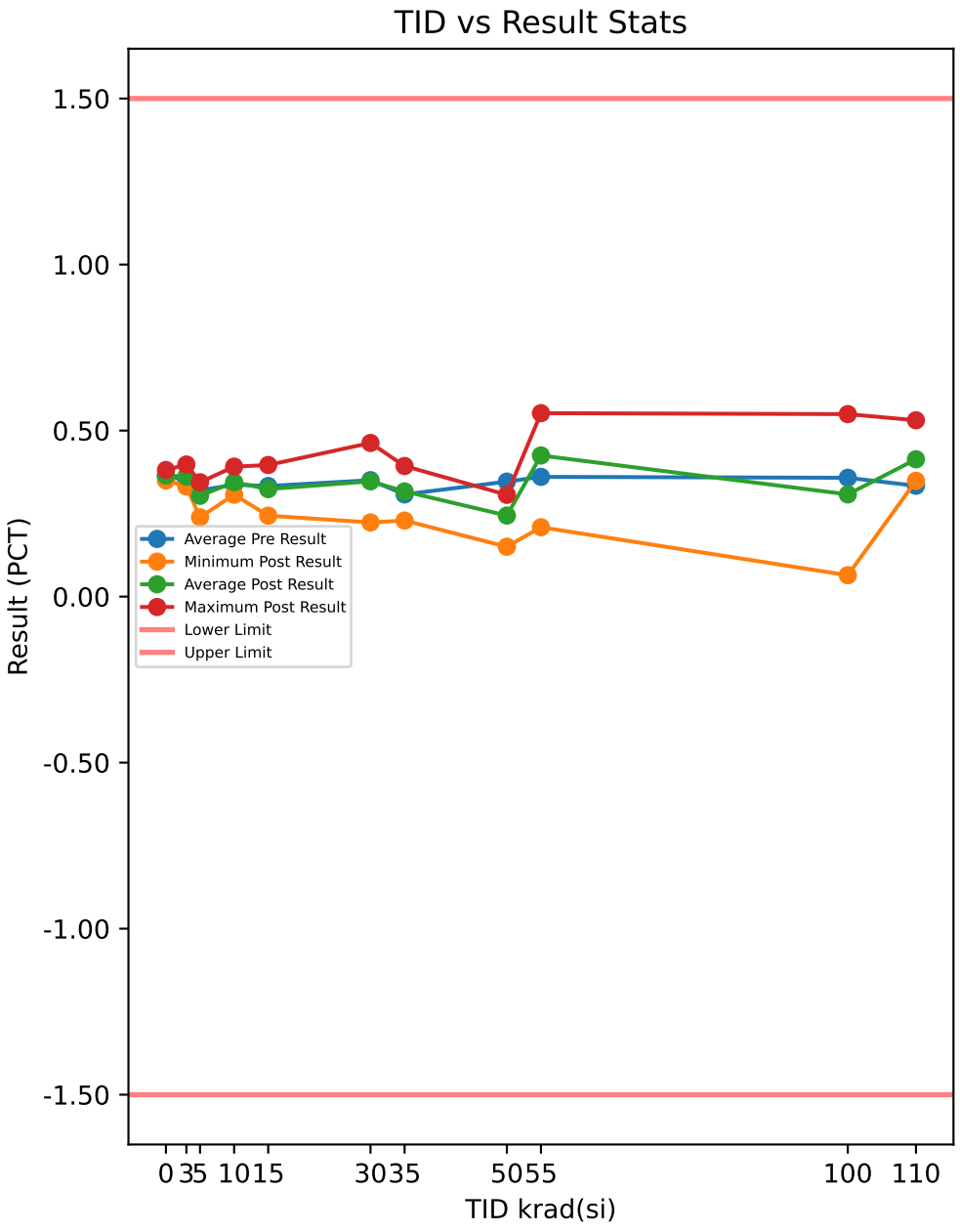

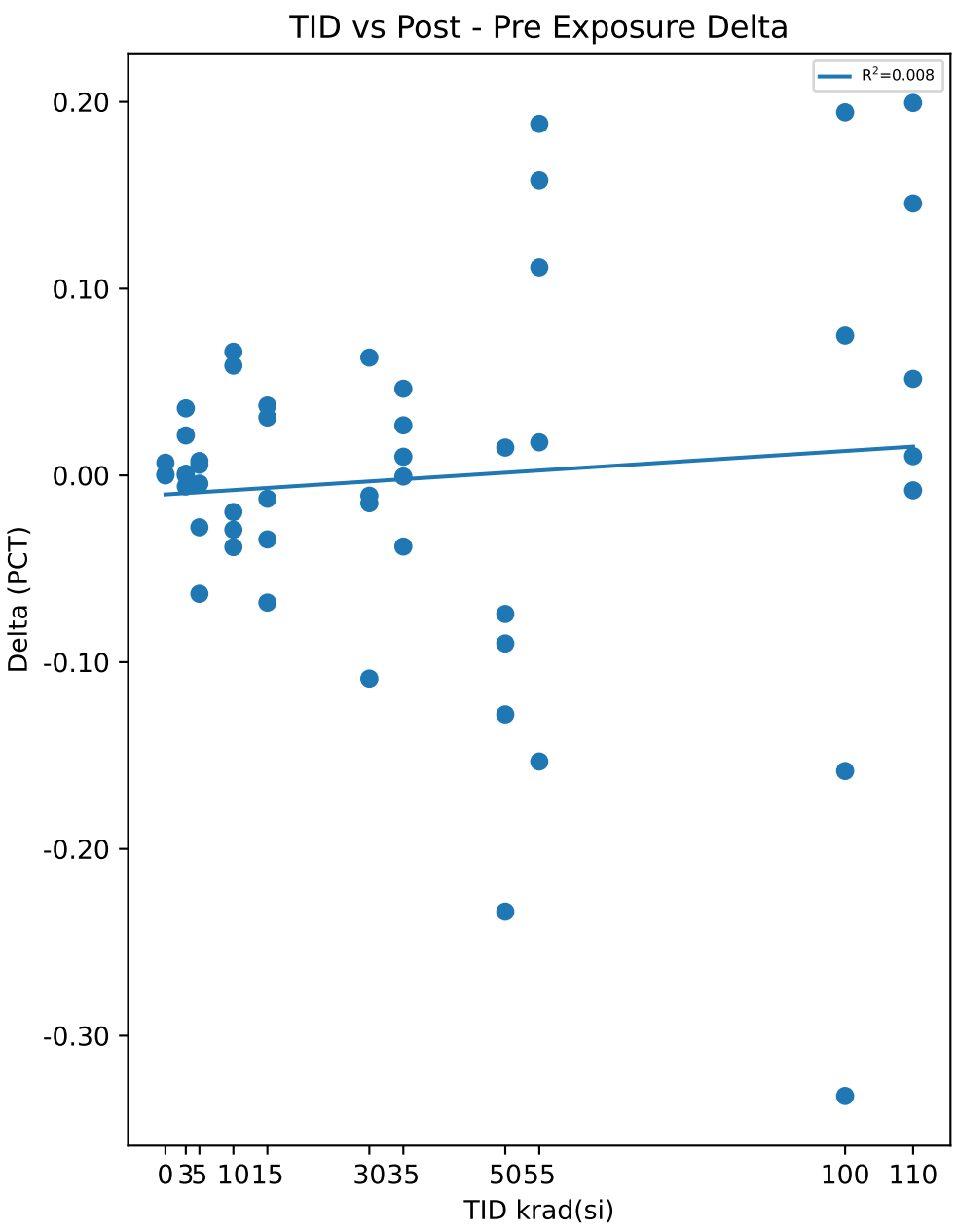

Test Results (Lower Limit = -1.5, Upper Limit = 1.5 (PCT))

Serial #	krad(si)	Exposure Conditions	Pre Result	Post Result	Delta
1	0	CU1	0.3616	0.3622	0.0006
2	0	CU2	0.3812	0.3812	0
3	0	CU3	0.3431	0.3499	0.0068
10	3	3krad Unbiased	0.3629	0.3843	0.0214
11	3	3krad Unbiased	0.4037	0.3978	-0.0059
12	3	3krad Unbiased	0.3556	0.3556	0
13	3	3krad Unbiased	0.3307	0.3316	0.0009
14	3	3krad Unbiased	0.304	0.3399	0.0359
15	5	3krad Biased	0.3222	0.3279	0.0057
16	5	3krad Biased	0.3055	0.2777	-0.0278
17	5	3krad Biased	0.3219	0.3296	0.0077
18	5	3krad Biased	0.4077	0.3443	-0.0634
19	5	3krad Biased	0.2432	0.2388	-0.0044
20	10	10krad Unbiased	0.3341	0.3145	-0.0196
21	10	10krad Unbiased	0.3454	0.307	-0.0384
22	10	10krad Unbiased	0.3683	0.3392	-0.0291
23	10	10krad Unbiased	0.3122	0.371	0.0588
24	10	10krad Unbiased	0.3251	0.3913	0.0662
25	15	10krad Biased	0.3118	0.2437	-0.0681
26	15	10krad Biased	0.2995	0.2652	-0.0343
27	15	10krad Biased	0.3432	0.3806	0.0374
28	15	10krad Biased	0.3653	0.3963	0.031
29	15	10krad Biased	0.3454	0.3329	-0.0125
30	30	30krad Unbiased	0.3322	0.2234	-0.1088
31	30	30krad Unbiased	0.3996	0.4627	0.0631
32	30	30krad Unbiased	0.3171	0.3062	-0.0109
33	30	30krad Unbiased	0.4112	0.3963	-0.0149
34	30	30krad Unbiased	0.2925		
35	35	30krad Biased	0.2814	0.2808	-0.0006
36	35	30krad Biased	0.2959	0.3059	0.01
37	35	30krad Biased	0.2671	0.229	-0.0381
38	35	30krad Biased	0.3665	0.3933	0.0268
39	35	30krad Biased	0.3285	0.3749	0.0464
40	50	50krad Unbiased	0.3723	0.2443	-0.128
41	50	50krad Unbiased	0.3838	0.1502	-0.2336
42	50	50krad Unbiased	0.2824	0.2973	0.0149
43	50	50krad Unbiased	0.3807	0.3065	-0.0742
44	50	50krad Unbiased	0.3123	0.2223	-0.09
45	55	50krad Biased	0.441	0.5524	0.1114
46	55	50krad Biased	0.2839	0.3016	0.0177
47	55	50krad Biased	0.3621	0.2089	-0.1532
48	55	50krad Biased	0.3419	0.5301	0.1882
49	55	50krad Biased	0.3743	0.5322	0.1579
50	100	100krad Unbiased	0.3365		
51	100	100krad Unbiased	0.2682	0.1099	-0.1583
52	100	100krad Unbiased	0.3967	0.0644	-0.3323
53	100	100krad Unbiased	0.3552	0.5496	0.1944
54	100	100krad Unbiased	0.4325	0.5074	0.0749
55	110	100krad Biased	0.2262	0.4256	0.1994
56	110	100krad Biased	0.3891	0.3994	0.0103
57	110	100krad Biased	0.3114	0.3631	0.0517
58	110	100krad Biased	0.3568	0.3488	-0.008
59	110	100krad Biased	0.3854	0.531	0.1456

Test Statistics (PCT)

krad(si)	Pre Exposure Min	Pre Exposure Avg	Pre Exposure Max	Pre Exposure Std	Post Exposure Min	Post Exposure Avg	Post Exposure Max	Post Exposure Std	Min Delta	Avg Delta	Max Delta	Std Delta
0	0.3431	0.36197	0.3812	0.019053	0.3499	0.36443	0.3812	0.015769	0	0.0024667	0.0068	0.0037647
3	0.304	0.35138	0.4037	0.037284	0.3316	0.36184	0.3978	0.028427	-0.0059	0.01046	0.0359	0.017574
5	0.2432	0.3201	0.4077	0.058754	0.2388	0.30366	0.3443	0.044138	-0.0634	-0.01644	0.0077	0.0298
10	0.3122	0.33702	0.3683	0.021303	0.307	0.3446	0.3913	0.036148	-0.0384	0.00758	0.0662	0.050641
15	0.2995	0.33304	0.3653	0.026799	0.2437	0.32374	0.3963	0.067851	-0.0681	-0.0093	0.0374	0.044434
30	0.2925	0.35052	0.4112	0.052225	0.2234	0.34715	0.4627	0.1045	-0.1088	-0.017875	0.0631	0.070432
35	0.2671	0.30788	0.3665	0.039904	0.229	0.31678	0.3933	0.067734	-0.0381	0.0089	0.0464	0.03173
50	0.2824	0.3463	0.3838	0.046111	0.1502	0.24412	0.3065	0.063278	-0.2336	-0.10218	0.0149	0.090245
55	0.2839	0.36064	0.441	0.05676	0.2089	0.42504	0.5524	0.15866	-0.1532	0.0644	0.1882	0.13767
100	0.2682	0.35782	0.4325	0.062414	0.0644	0.30783	0.5496	0.25607	-0.3323	-0.055325	0.1944	0.23568
110	0.2262	0.33378	0.3891	0.067693	0.3488	0.41358	0.531	0.072246	-0.008	0.0798	0.1994	0.08939

Device Test: 50.5 ACCURACY|//VOUT/1N8V/400mA/5/@ACC_VIN_5P0_VOUT_1N8_400MA

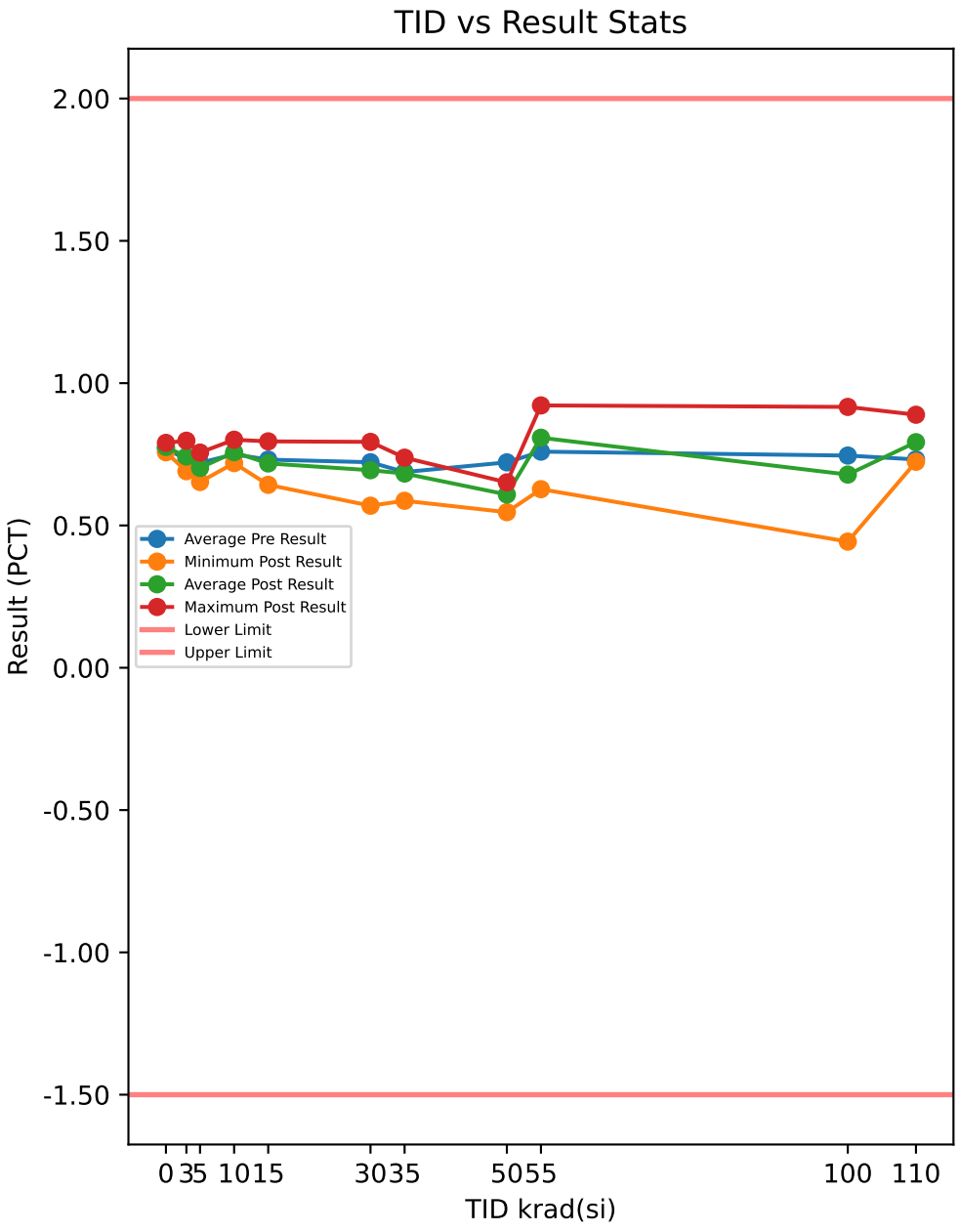

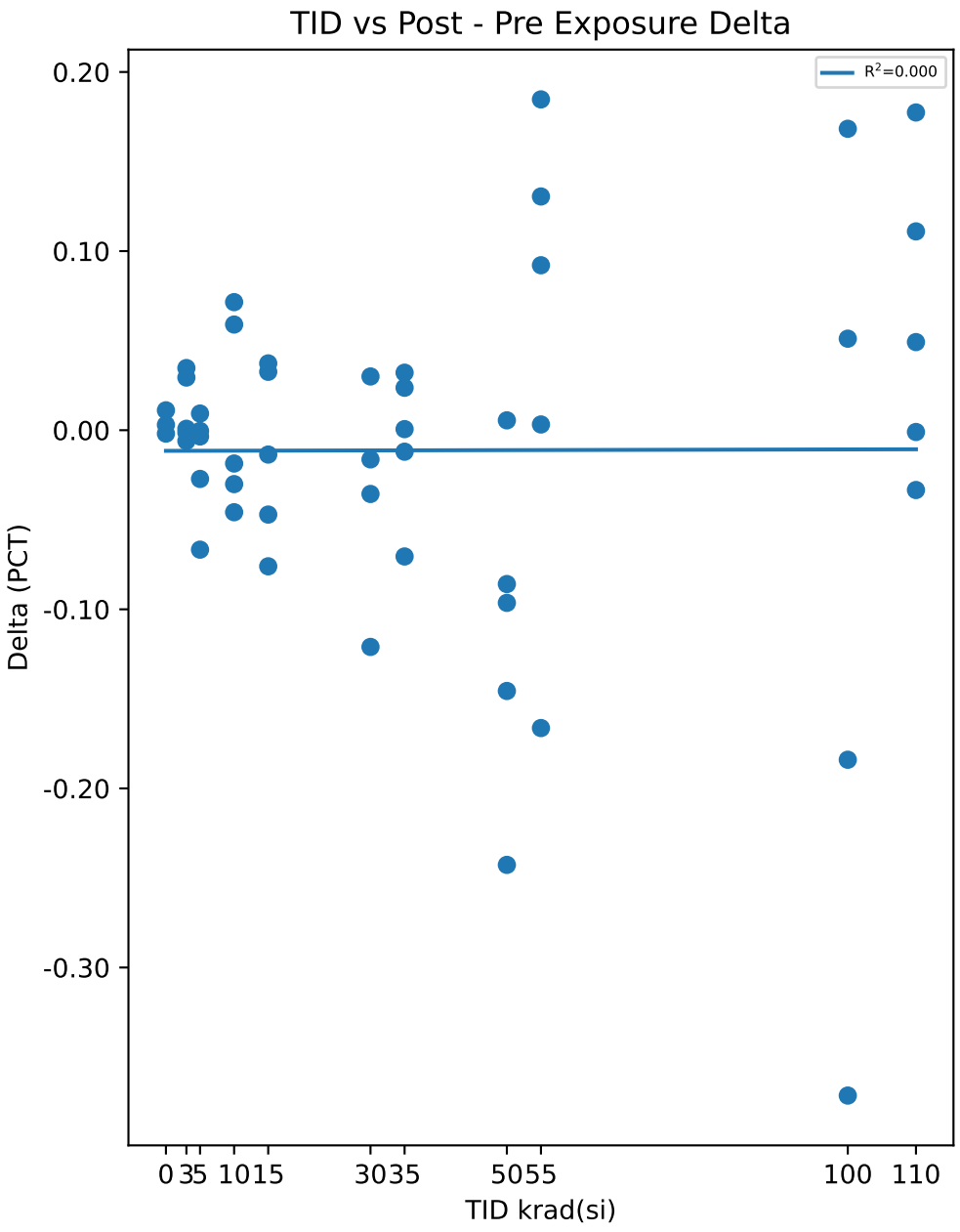

Test Results (Lower Limit = -1.5, Upper Limit = 2.0 (PCT))

Serial #	krad(si)	Exposure Conditions	Pre Result	Post Result	Delta
1	0	CU1	0.7871	0.7901	0.003
2	0	CU2	0.7813	0.7794	-0.0019
3	0	CU3	0.746	0.7571	0.0111
10	3	3krad Unbiased	0.7683	0.7977	0.0294
11	3	3krad Unbiased	0.7326	0.7334	0.0008
12	3	3krad Unbiased	0.7676	0.7616	-0.006
13	3	3krad Unbiased	0.6918	0.6905	-0.0013
14	3	3krad Unbiased	0.6928	0.7275	0.0347
15	5	3krad Biased	0.7142	0.7107	-0.0035
16	5	3krad Biased	0.6973	0.6701	-0.0272
17	5	3krad Biased	0.7467	0.756	0.0093
18	5	3krad Biased	0.7879	0.7212	-0.0667
19	5	3krad Biased	0.6531	0.6527	-0.0004
20	10	10krad Unbiased	0.7377	0.7191	-0.0186
21	10	10krad Unbiased	0.7789	0.7331	-0.0458
22	10	10krad Unbiased	0.7684	0.7383	-0.0301
23	10	10krad Unbiased	0.7422	0.8012	0.059
24	10	10krad Unbiased	0.7231	0.7946	0.0715
25	15	10krad Biased	0.7187	0.6427	-0.076
26	15	10krad Biased	0.7007	0.6536	-0.0471
27	15	10krad Biased	0.7564	0.7937	0.0373
28	15	10krad Biased	0.7628	0.7954	0.0326
29	15	10krad Biased	0.7177	0.7041	-0.0136
30	30	30krad Unbiased	0.6904	0.5694	-0.121
31	30	30krad Unbiased	0.7636	0.7936	0.03
32	30	30krad Unbiased	0.6975	0.6619	-0.0356
33	30	30krad Unbiased	0.7677	0.7514	-0.0163
34	30	30krad Unbiased	0.6911		
35	35	30krad Biased	0.6816	0.6696	-0.012
36	35	30krad Biased	0.69	0.6906	0.0006
37	35	30krad Biased	0.6572	0.5867	-0.0705
38	35	30krad Biased	0.7032	0.7269	0.0237
39	35	30krad Biased	0.706	0.7381	0.0321
40	50	50krad Unbiased	0.7306	0.585	-0.1456
41	50	50krad Unbiased	0.7893	0.5466	-0.2427
42	50	50krad Unbiased	0.6458	0.6513	0.0055
43	50	50krad Unbiased	0.7128	0.6269	-0.0859
44	50	50krad Unbiased	0.7297	0.6333	-0.0964
45	55	50krad Biased	0.8296	0.9217	0.0921
46	55	50krad Biased	0.7084	0.7116	0.0032
47	55	50krad Biased	0.7937	0.6274	-0.1663
48	55	50krad Biased	0.7268	0.9115	0.1847
49	55	50krad Biased	0.7383	0.8688	0.1305
50	100	100krad Unbiased	0.6768		
51	100	100krad Unbiased	0.6603	0.4763	-0.184
52	100	100krad Unbiased	0.8147	0.4432	-0.3715
53	100	100krad Unbiased	0.7482	0.9165	0.1683
54	100	100krad Unbiased	0.8279	0.879	0.0511
55	110	100krad Biased	0.6295	0.8069	0.1774
56	110	100krad Biased	0.8072	0.8062	-0.001
57	110	100krad Biased	0.6879	0.7371	0.0492
58	110	100krad Biased	0.7571	0.7237	-0.0334
59	110	100krad Biased	0.778	0.889	0.111

Test Statistics (PCT)

krad(si)	Pre Exposure Min	Pre Exposure Avg	Pre Exposure Max	Pre Exposure Std	Post Exposure Min	Post Exposure Avg	Post Exposure Max	Post Exposure Std	Min Delta	Avg Delta	Max Delta	Std Delta
0	0.746	0.77147	0.7871	0.022245	0.7571	0.77553	0.7901	0.016836	-0.0019	0.0040667	0.0111	0.0065653
3	0.6918	0.73062	0.7683	0.037844	0.6905	0.74214	0.7977	0.040072	-0.006	0.01152	0.0347	0.018995
5	0.6531	0.71984	0.7879	0.050862	0.6527	0.70214	0.756	0.041256	-0.0667	-0.0177	0.0093	0.030501
10	0.7231	0.75006	0.7789	0.022965	0.7191	0.75726	0.8012	0.03783	-0.0458	0.0072	0.0715	0.054045
15	0.7007	0.73126	0.7628	0.026937	0.6427	0.7179	0.7954	0.073709	-0.076	-0.01336	0.0373	0.049348
30	0.6904	0.72206	0.7677	0.039914	0.5694	0.69407	0.7936	0.099617	-0.121	-0.035725	0.03	0.063164
35	0.6572	0.6876	0.706	0.019671	0.5867	0.68238	0.7381	0.06015	-0.0705	-0.00522	0.0321	0.040529
50	0.6458	0.72164	0.7893	0.051364	0.5466	0.60862	0.6513	0.042336	-0.2427	-0.11302	0.0055	0.090743
55	0.7084	0.75936	0.8296	0.050531	0.6274	0.8082	0.9217	0.13157	-0.1663	0.04884	0.1847	0.13726
100	0.6603	0.74558	0.8279	0.076753	0.4432	0.67875	0.9165	0.2537	-0.3715	-0.084025	0.1683	0.24122
110	0.6295	0.73194	0.8072	0.072201	0.7237	0.79258	0.889	0.066162	-0.0334	0.06064	0.1774	0.085063

Device Test: 50.6 ACCURACY|//VOUT/1N8V/10mA/6.3/@ACC_VIN_6P3_VOUT_1N8_10MA

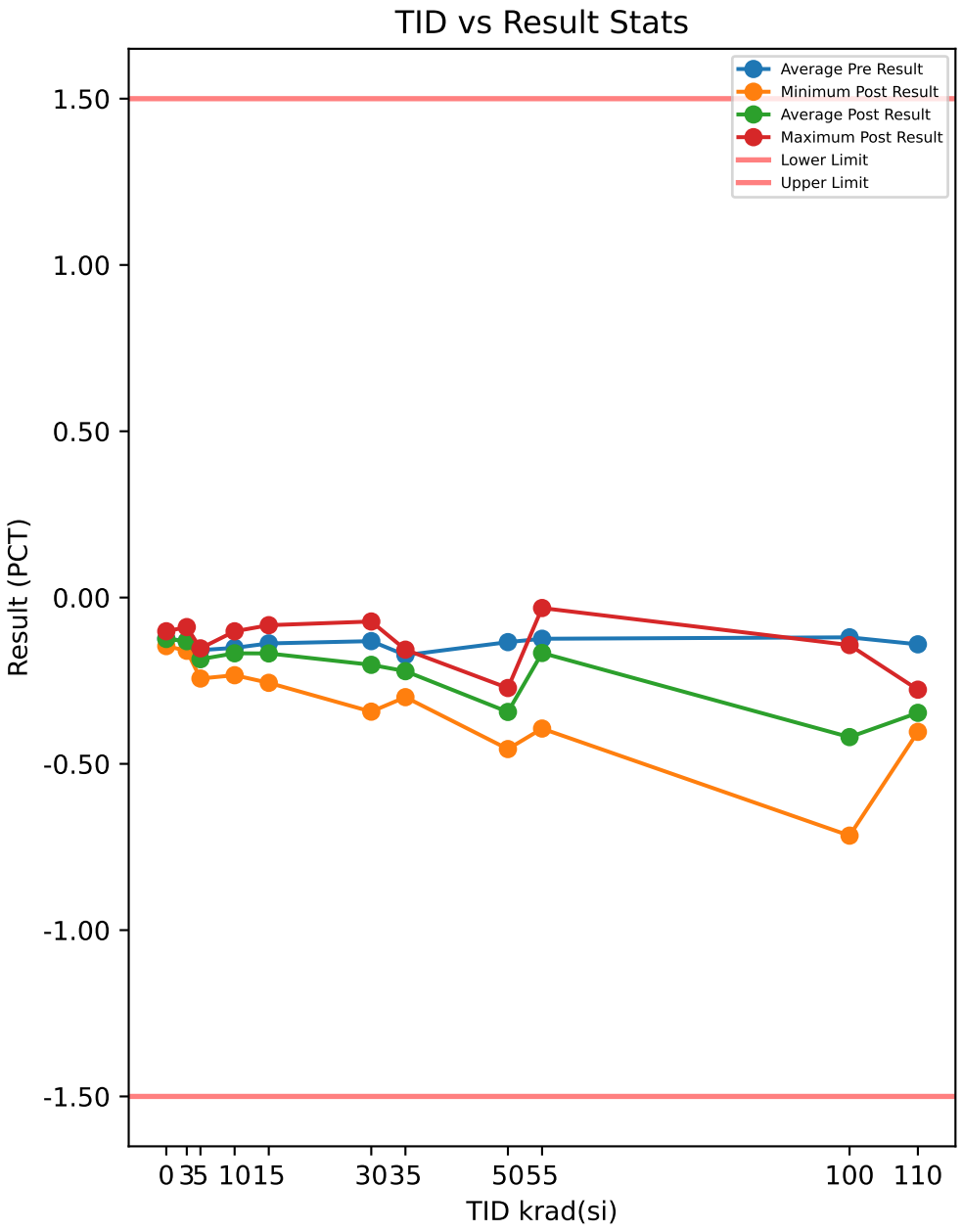

Test Results (Lower Limit = -1.5, Upper Limit = 1.5 (PCT))

Serial #	krad(si)	Exposure Conditions	Pre Result	Post Result	Delta
1	0	CU1	-0.1257	-0.1262	-0.0005
2	0	CU2	-0.0996	-0.1014	-0.0018
3	0	CU3	-0.1439	-0.146	-0.0021
10	3	3krad Unbiased	-0.1149	-0.1099	0.005
11	3	3krad Unbiased	-0.0636	-0.0888	-0.0252
12	3	3krad Unbiased	-0.1559	-0.16	-0.0041
13	3	3krad Unbiased	-0.1485	-0.1535	-0.005
14	3	3krad Unbiased	-0.1721	-0.1439	0.0282
15	5	3krad Biased	-0.1624	-0.1547	0.0077
16	5	3krad Biased	-0.1627	-0.2136	-0.0509
17	5	3krad Biased	-0.1579	-0.1621	-0.0042
18	5	3krad Biased	-0.0837	-0.1528	-0.0691
19	5	3krad Biased	-0.2236	-0.2435	-0.0199
20	10	10krad Unbiased	-0.152	-0.2005	-0.0485
21	10	10krad Unbiased	-0.1778	-0.2335	-0.0557
22	10	10krad Unbiased	-0.0994	-0.1503	-0.0509
23	10	10krad Unbiased	-0.1885	-0.1521	0.0364
24	10	10krad Unbiased	-0.1387	-0.1015	0.0372
25	15	10krad Biased	-0.1659	-0.2564	-0.0905
26	15	10krad Biased	-0.1904	-0.2392	-0.0488
27	15	10krad Biased	-0.1047	-0.0831	0.0216
28	15	10krad Biased	-0.0969	-0.0944	0.0025
29	15	10krad Biased	-0.1314	-0.1671	-0.0357
30	30	30krad Unbiased	-0.1614	-0.3431	-0.1817
31	30	30krad Unbiased	-0.0703	-0.072	-0.0017
32	30	30krad Unbiased	-0.1699	-0.2415	-0.0716
33	30	30krad Unbiased	-0.0667	-0.1525	-0.0858
34	30	30krad Unbiased	-0.1868		
35	35	30krad Biased	-0.1995	-0.2429	-0.0434
36	35	30krad Biased	-0.1668	-0.2194	-0.0526
37	35	30krad Biased	-0.2082	-0.2995	-0.0913
38	35	30krad Biased	-0.1196	-0.1567	-0.0371
39	35	30krad Biased	-0.1713	-0.1883	-0.017
40	50	50krad Unbiased	-0.0925	-0.3194	-0.2269
41	50	50krad Unbiased	-0.122	-0.4556	-0.3336
42	50	50krad Unbiased	-0.2033	-0.3014	-0.0981
43	50	50krad Unbiased	-0.0804	-0.272	-0.1916
44	50	50krad Unbiased	-0.1719	-0.3713	-0.1994
45	55	50krad Biased	-0.0635	-0.0729	-0.0094
46	55	50krad Biased	-0.199	-0.2745	-0.0755
47	55	50krad Biased	-0.1443	-0.3939	-0.2496
48	55	50krad Biased	-0.1183	-0.0315	0.0868
49	55	50krad Biased	-0.0943	-0.0604	0.0339
50	100	100krad Unbiased	-0.1135		
51	100	100krad Unbiased	-0.188	-0.5489	-0.3609
52	100	100krad Unbiased	-0.1109	-0.7159	-0.605
53	100	100krad Unbiased	-0.109	-0.1429	-0.0339
54	100	100krad Unbiased	-0.0766	-0.2707	-0.1941
55	110	100krad Biased	-0.2311	-0.3656	-0.1345
56	110	100krad Biased	-0.0916	-0.3189	-0.2273
57	110	100krad Biased	-0.1498	-0.3679	-0.2181
58	110	100krad Biased	-0.1215	-0.4038	-0.2823
59	110	100krad Biased	-0.1091	-0.277	-0.1679

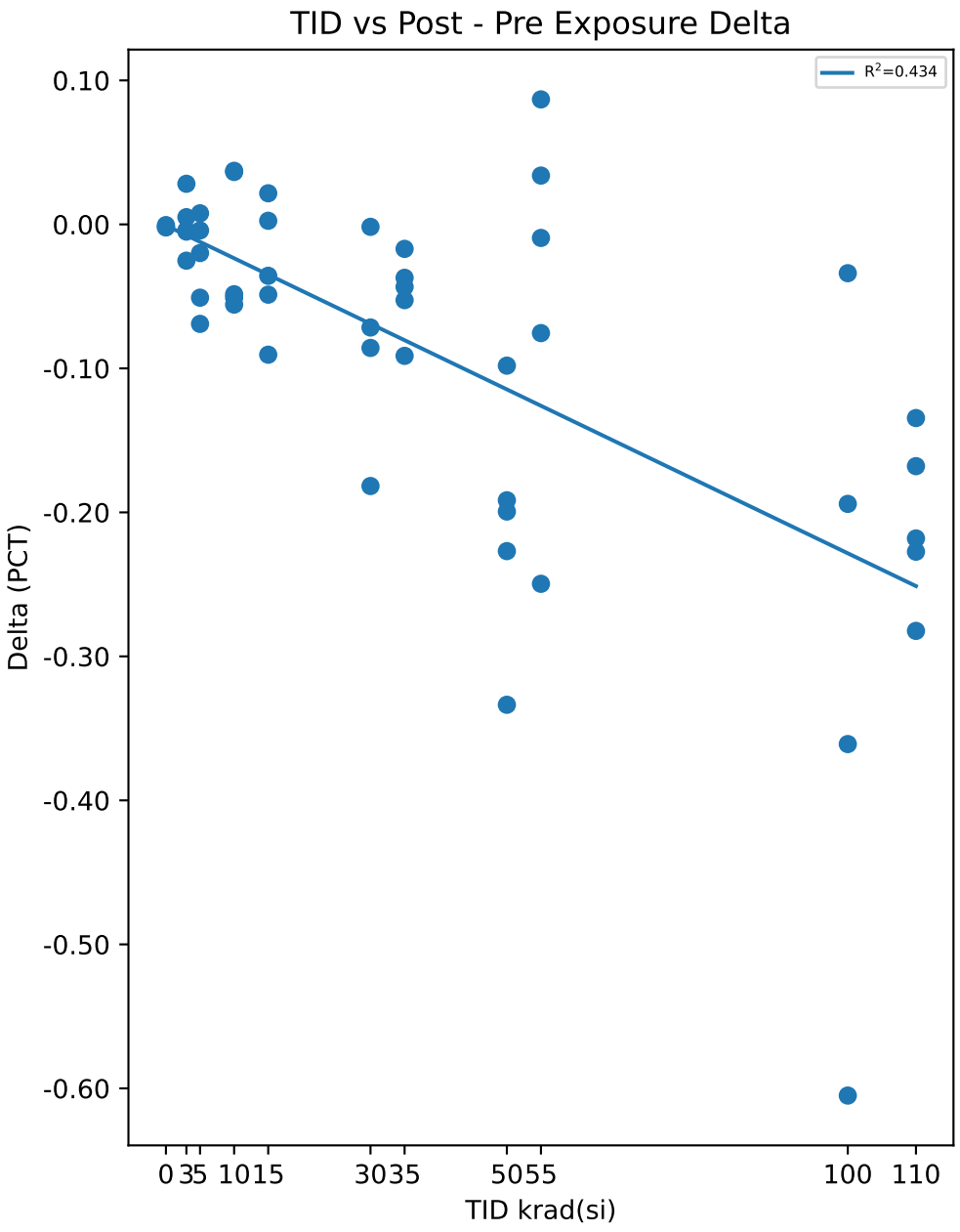

Test Statistics (PCT)

krad(si)	Pre Exposure Min	Pre Exposure Avg	Pre Exposure Max	Pre Exposure Std	Post Exposure Min	Post Exposure Avg	Post Exposure Max	Post Exposure Std	Min Delta	Avg Delta	Max Delta	Std Delta
0	-0.1439	-0.12307	-0.0996	0.022267	-0.146	-0.12453	-0.1014	0.022347	-0.0021	-0.0014667	-0.0005	0.00085049
3	-0.1721	-0.131	-0.0636	0.043062	-0.16	-0.13122	-0.0888	0.030576	-0.0252	-0.00022	0.0282	0.019345
5	-0.2236	-0.15806	-0.0837	0.049662	-0.2435	-0.18534	-0.1528	0.040985	-0.0691	-0.02728	0.0077	0.032084
10	-0.1885	-0.15128	-0.0994	0.035139	-0.2335	-0.16758	-0.1015	0.050828	-0.0557	-0.0163	0.0372	0.048544
15	-0.1904	-0.13786	-0.0969	0.039893	-0.2564	-0.16804	-0.0831	0.079859	-0.0905	-0.03018	0.0216	0.044059
30	-0.1868	-0.13102	-0.0667	0.057814	-0.3431	-0.20228	-0.072	0.11665	-0.1817	-0.0852	-0.0017	0.074094
35	-0.2082	-0.17308	-0.1196	0.034764	-0.2995	-0.22136	-0.1567	0.054423	-0.0913	-0.04828	-0.017	0.027371
50	-0.2033	-0.13402	-0.0804	0.052388	-0.4556	-0.34394	-0.272	0.072118	-0.3336	-0.20992	-0.0981	0.084462
55	-0.199	-0.12388	-0.0635	0.051507	-0.3939	-0.16664	-0.0315	0.15939	-0.2496	-0.04276	0.0868	0.13003
100	-0.188	-0.1196	-0.0766	0.041088	-0.7159	-0.4196	-0.1429	0.26029	-0.605	-0.29847	-0.0339	0.2441
110	-0.2311	-0.14062	-0.0916	0.054847	-0.4038	-0.34664	-0.277	0.049239	-0.2823	-0.20602	-0.1345	0.056977

Device Test: 50.7 ACCURACY|//VOUT/1N8V/400mA/6.3/@ACC_VIN_6P3_VOUT_1N8_400MA

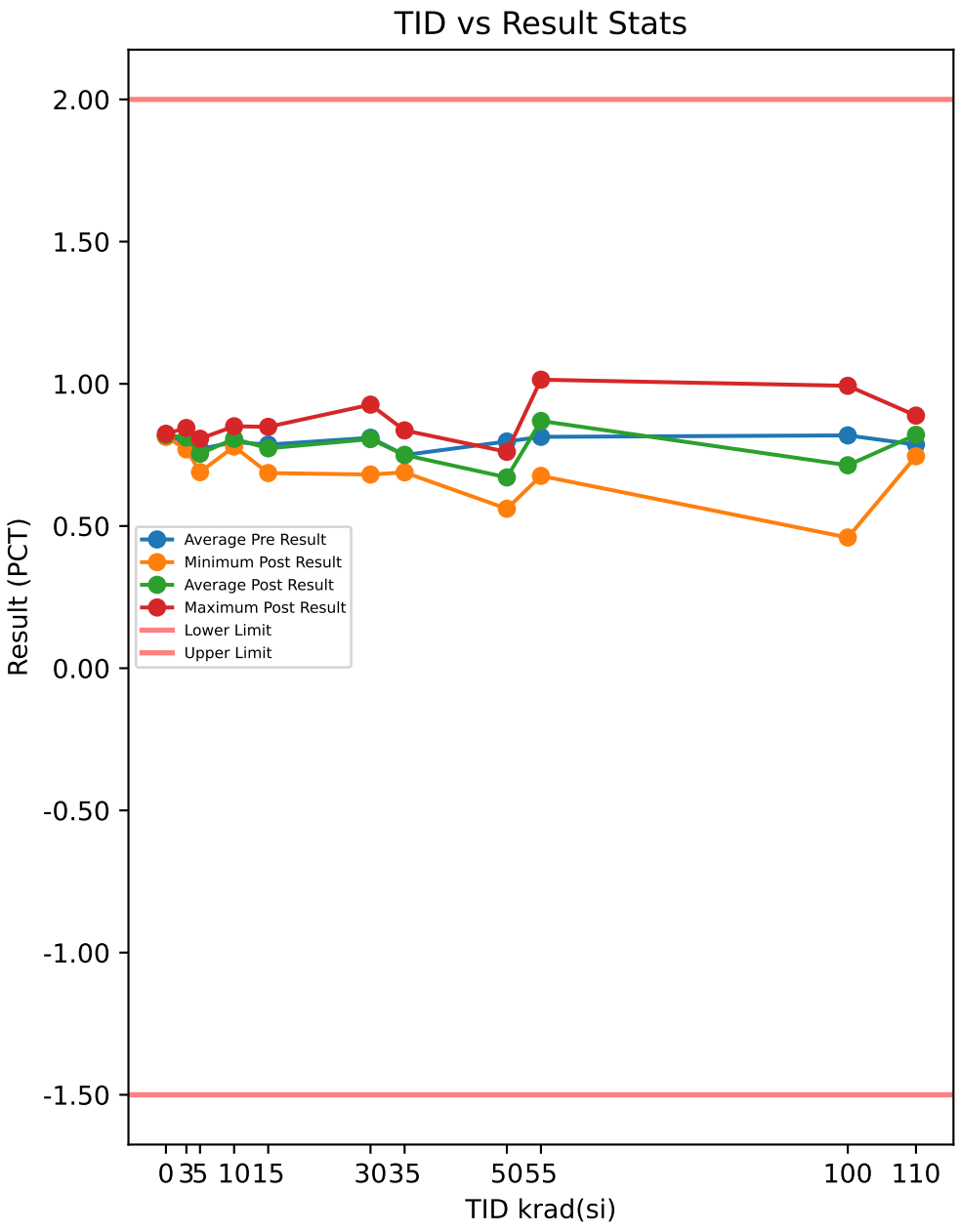

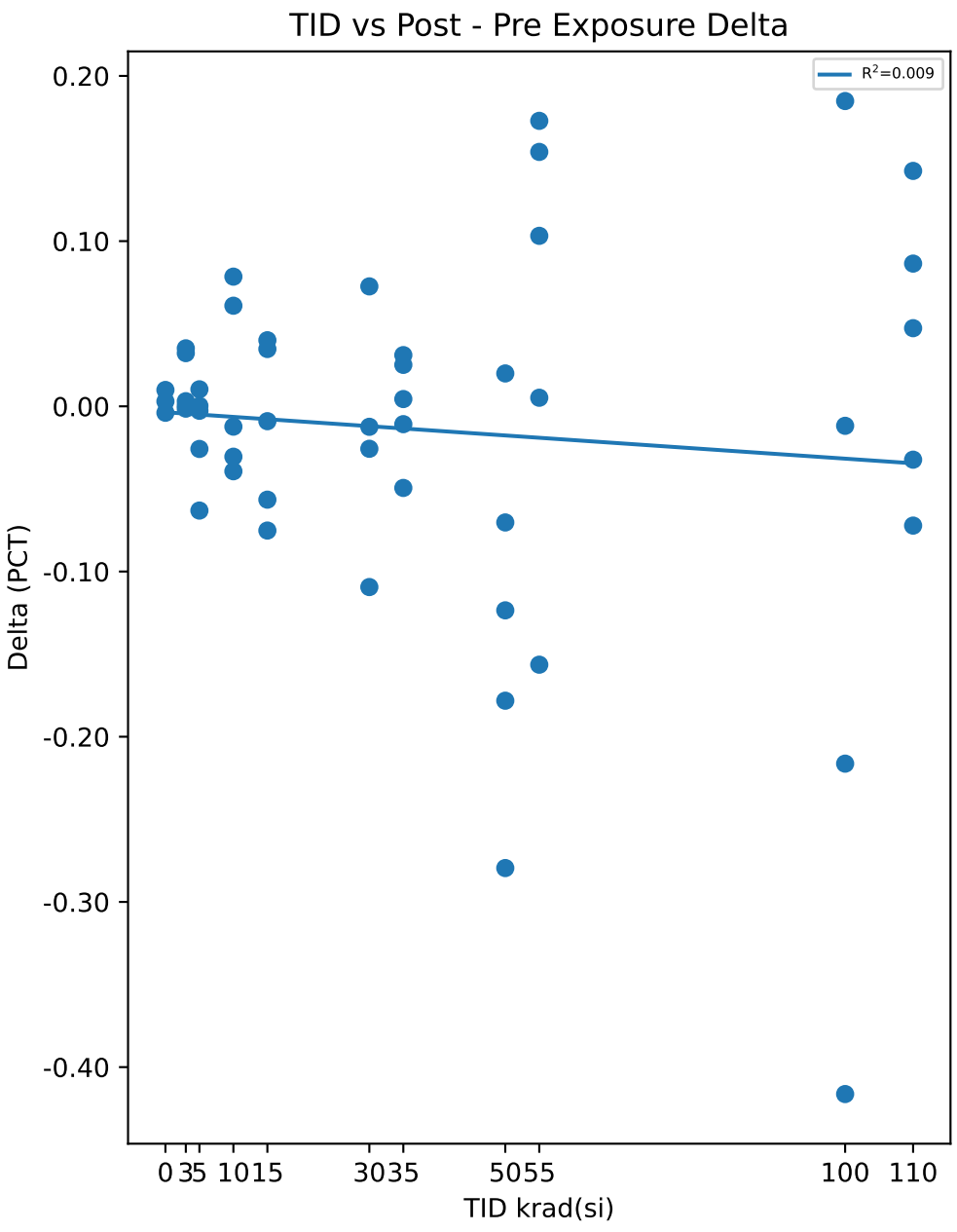

Test Results (Lower Limit = -1.5, Upper Limit = 2.0 (PCT))

Serial #	krad(si)	Exposure Conditions	Pre Result	Post Result	Delta
1	0	CU1	0.8181	0.8211	0.003
2	0	CU2	0.8283	0.8244	-0.0039
3	0	CU3	0.8035	0.8134	0.0099
10	3	3krad Unbiased	0.8101	0.8423	0.0322
11	3	3krad Unbiased	0.8442	0.8447	0.0005
12	3	3krad Unbiased	0.8252	0.8238	-0.0014
13	3	3krad Unbiased	0.7703	0.7734	0.0031
14	3	3krad Unbiased	0.7343	0.7694	0.0351
15	5	3krad Biased	0.775	0.7723	-0.0027
16	5	3krad Biased	0.7409	0.7151	-0.0258
17	5	3krad Biased	0.777	0.7873	0.0103
18	5	3krad Biased	0.87	0.8069	-0.0631
19	5	3krad Biased	0.6891	0.6894	0.0003
20	10	10krad Unbiased	0.792	0.7797	-0.0123
21	10	10krad Unbiased	0.8266	0.7873	-0.0393
22	10	10krad Unbiased	0.8099	0.7794	-0.0305
23	10	10krad Unbiased	0.7898	0.8507	0.0609
24	10	10krad Unbiased	0.7571	0.8356	0.0785
25	15	10krad Biased	0.7718	0.6966	-0.0752
26	15	10krad Biased	0.7427	0.6862	-0.0565
27	15	10krad Biased	0.8077	0.8477	0.04
28	15	10krad Biased	0.814	0.8487	0.0347
29	15	10krad Biased	0.7955	0.7865	-0.009
30	30	30krad Unbiased	0.7905	0.6811	-0.1094
31	30	30krad Unbiased	0.8541	0.9267	0.0726
32	30	30krad Unbiased	0.7999	0.7742	-0.0257
33	30	30krad Unbiased	0.8524	0.84	-0.0124
34	30	30krad Unbiased	0.7543		
35	35	30krad Biased	0.7321	0.7213	-0.0108
36	35	30krad Biased	0.7394	0.7438	0.0044
37	35	30krad Biased	0.738	0.6886	-0.0494
38	35	30krad Biased	0.8052	0.8362	0.031
39	35	30krad Biased	0.7337	0.7588	0.0251
40	50	50krad Unbiased	0.8094	0.6312	-0.1782
41	50	50krad Unbiased	0.8402	0.5607	-0.2795
42	50	50krad Unbiased	0.7221	0.742	0.0199
43	50	50krad Unbiased	0.8311	0.7608	-0.0703
44	50	50krad Unbiased	0.7832	0.6597	-0.1235
45	55	50krad Biased	0.9113	1.0145	0.1032
46	55	50krad Biased	0.7515	0.7567	0.0052
47	55	50krad Biased	0.8327	0.6763	-0.1564
48	55	50krad Biased	0.7536	0.9264	0.1728
49	55	50krad Biased	0.8186	0.9726	0.154
50	100	100krad Unbiased	0.7791		
51	100	100krad Unbiased	0.7189	0.5026	-0.2163
52	100	100krad Unbiased	0.8758	0.4595	-0.4163
53	100	100krad Unbiased	0.8082	0.993	0.1848
54	100	100krad Unbiased	0.9108	0.899	-0.0118
55	110	100krad Biased	0.6877	0.8302	0.1425
56	110	100krad Biased	0.857	0.8247	-0.0323
57	110	100krad Biased	0.7673	0.8146	0.0473
58	110	100krad Biased	0.8175	0.7453	-0.0722
59	110	100krad Biased	0.8018	0.8882	0.0864

Test Statistics (PCT)

krad(si)	Pre Exposure Min	Pre Exposure Avg	Pre Exposure Max	Pre Exposure Std	Post Exposure Min	Post Exposure Avg	Post Exposure Max	Post Exposure Std	Min Delta	Avg Delta	Max Delta	Std Delta
0	0.8035	0.81663	0.8283	0.012465	0.8134	0.81963	0.8244	0.0056448	-0.0039	0.003	0.0099	0.0069
3	0.7343	0.79682	0.8442	0.044268	0.7694	0.81072	0.8447	0.036821	-0.0014	0.0139	0.0351	0.018129
5	0.6891	0.7704	0.87	0.066077	0.6894	0.7542	0.8069	0.049821	-0.0631	-0.0162	0.0103	0.029362
10	0.7571	0.79508	0.8266	0.025947	0.7794	0.80654	0.8507	0.033992	-0.0393	0.01146	0.0785	0.054407
15	0.7427	0.78634	0.814	0.029245	0.6862	0.77314	0.8487	0.078842	-0.0752	-0.0132	0.04	0.052108
30	0.7543	0.81024	0.8541	0.042799	0.6811	0.8055	0.9267	0.10382	-0.1094	-0.018725	0.0726	0.0745
35	0.7321	0.74968	0.8052	0.031181	0.6886	0.74974	0.8362	0.05509	-0.0494	6e-05	0.031	0.032278
50	0.7221	0.7972	0.8402	0.04739	0.5607	0.67088	0.7608	0.082132	-0.2795	-0.12632	0.0199	0.11256
55	0.7515	0.81354	0.9113	0.065938	0.6763	0.8693	1.0145	0.14572	-0.1564	0.05576	0.1728	0.13525
100	0.7189	0.81856	0.9108	0.076455	0.4595	0.71352	0.993	0.27174	-0.4163	-0.1149	0.1848	0.25921
110	0.6877	0.78626	0.857	0.063826	0.7453	0.8206	0.8882	0.050953	-0.0722	0.03434	0.1425	0.087133

Device Test: 55.1 ACCURACY|//LINE_REGULATION_DN/1N8V/150mA//@LINE_REG

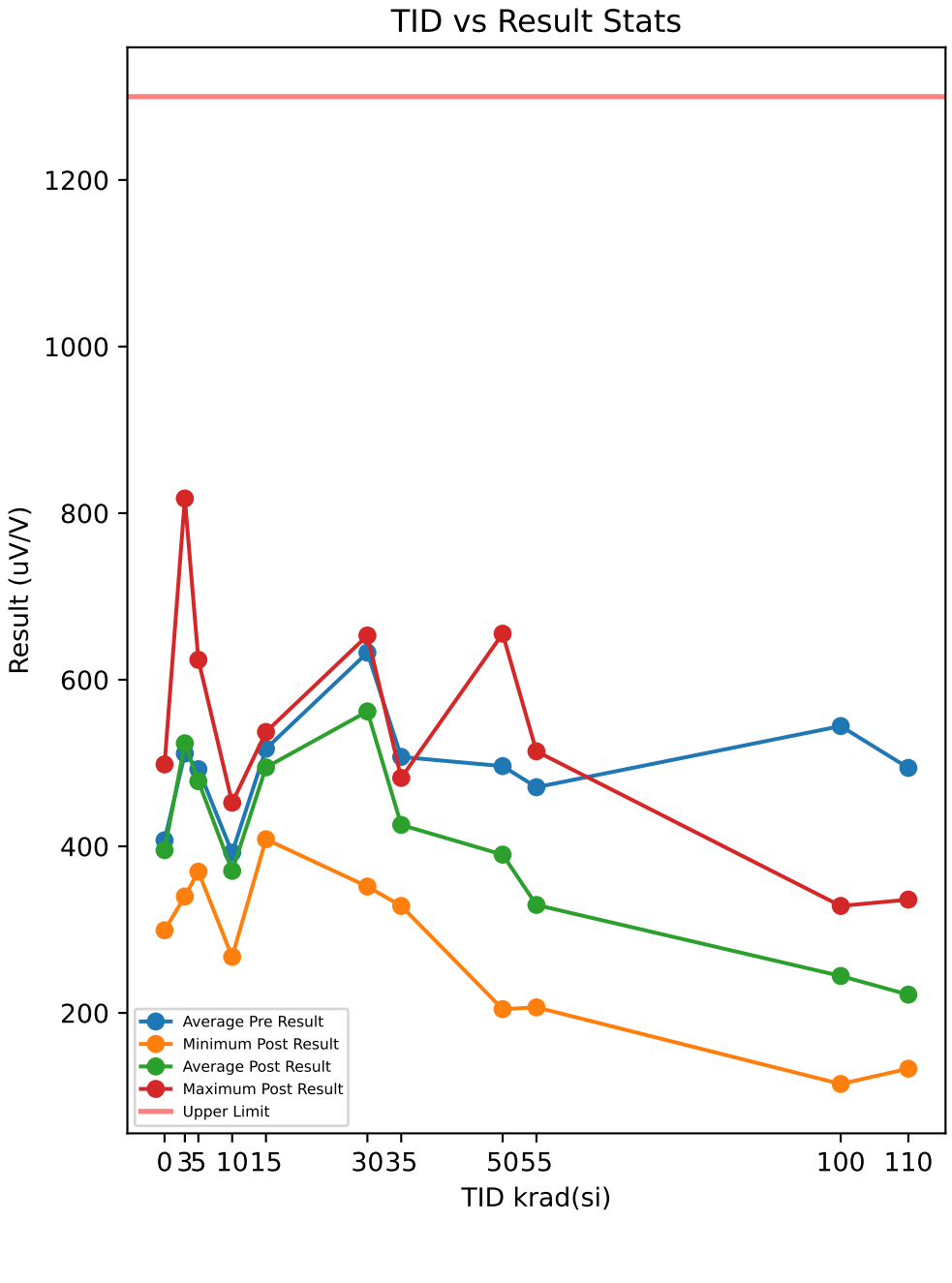

Test Results (Upper Limit = 1300.0 (uV/V))

Serial #	krad(si)	Exposure Conditions	Pre Result	Post Result	Delta
1	0	CU1	316.01	299.24	-16.774
2	0	CU2	397.72	388.52	-9.199
3	0	CU3	508.11	498.37	-9.7401
10	3	3krad Unbiased	331.16	339.82	8.6578
11	3	3krad Unbiased	813.84	817.62	3.7878
12	3	3krad Unbiased	386.9	412.33	25.432
13	3	3krad Unbiased	544.36	545.44	1.0822
14	3	3krad Unbiased	481.05	503.24	22.186
15	5	3krad Biased	642.84	623.9	-18.939
16	5	3krad Biased	459.41	466.44	7.0345
17	5	3krad Biased	396.64	384.73	-11.904
18	5	3krad Biased	584.4	546.52	-37.878
19	5	3krad Biased	379.86	369.58	-10.281
20	10	10krad Unbiased	420.45	402.05	-18.398
21	10	10krad Unbiased	460.49	452.37	-8.1167
22	10	10krad Unbiased	308.98	267.31	-41.666
23	10	10krad Unbiased	302.48	286.79	-15.692
24	10	10krad Unbiased	470.23	444.25	-25.973
25	15	10krad Biased	541.65	531.37	-10.281
26	15	10krad Biased	437.76	408.54	-29.22
27	15	10krad Biased	527.59	520.55	-7.0345
28	15	10krad Biased	497.82	476.18	-21.644
29	15	10krad Biased	581.16	537.33	-43.83
30	30	30krad Unbiased	656.37	604.42	-51.947
31	30	30krad Unbiased	697.5	653.12	-44.371
32	30	30krad Unbiased	713.73	642.3	-71.427
33	30	30krad Unbiased	668.82	558.43	-110.39
34	30	30krad Unbiased	426.4	351.72	-74.674
35	35	30krad Biased	425.86	328.46	-97.401
36	35	30krad Biased	437.76	407.46	-30.302
37	35	30krad Biased	505.94	457.24	-48.7
38	35	30krad Biased	591.98	482.13	-109.85
39	35	30krad Biased	575.2	453.45	-121.75
40	50	50krad Unbiased	461.03	370.66	-90.366
41	50	50krad Unbiased	444.25	318.72	-125.54
42	50	50krad Unbiased	465.9	400.97	-64.934
43	50	50krad Unbiased	767.3	655.29	-112.01
44	50	50krad Unbiased	343.07	204.54	-138.53
45	55	50krad Biased	498.37	345.77	-152.59
46	55	50krad Biased	338.74	206.71	-132.03
47	55	50krad Biased	336.03	221.86	-114.18
48	55	50krad Biased	533	359.84	-173.16
49	55	50krad Biased	648.8	514.06	-134.74
50	100	100krad Unbiased	677.47	278.67	-398.8
51	100	100krad Unbiased	420.45	206.16	-214.28
52	100	100krad Unbiased	379.86	114.72	-265.15
53	100	100krad Unbiased	615.25	293.82	-321.42
54	100	100krad Unbiased	628.77	328.46	-300.32
55	110	100krad Biased	554.64	336.03	-218.61
56	110	100krad Biased	441.01	161.79	-279.21
57	110	100krad Biased	630.4	292.74	-337.66
58	110	100krad Biased	396.1	133.11	-262.98
59	110	100krad Biased	448.58	186.14	-262.44

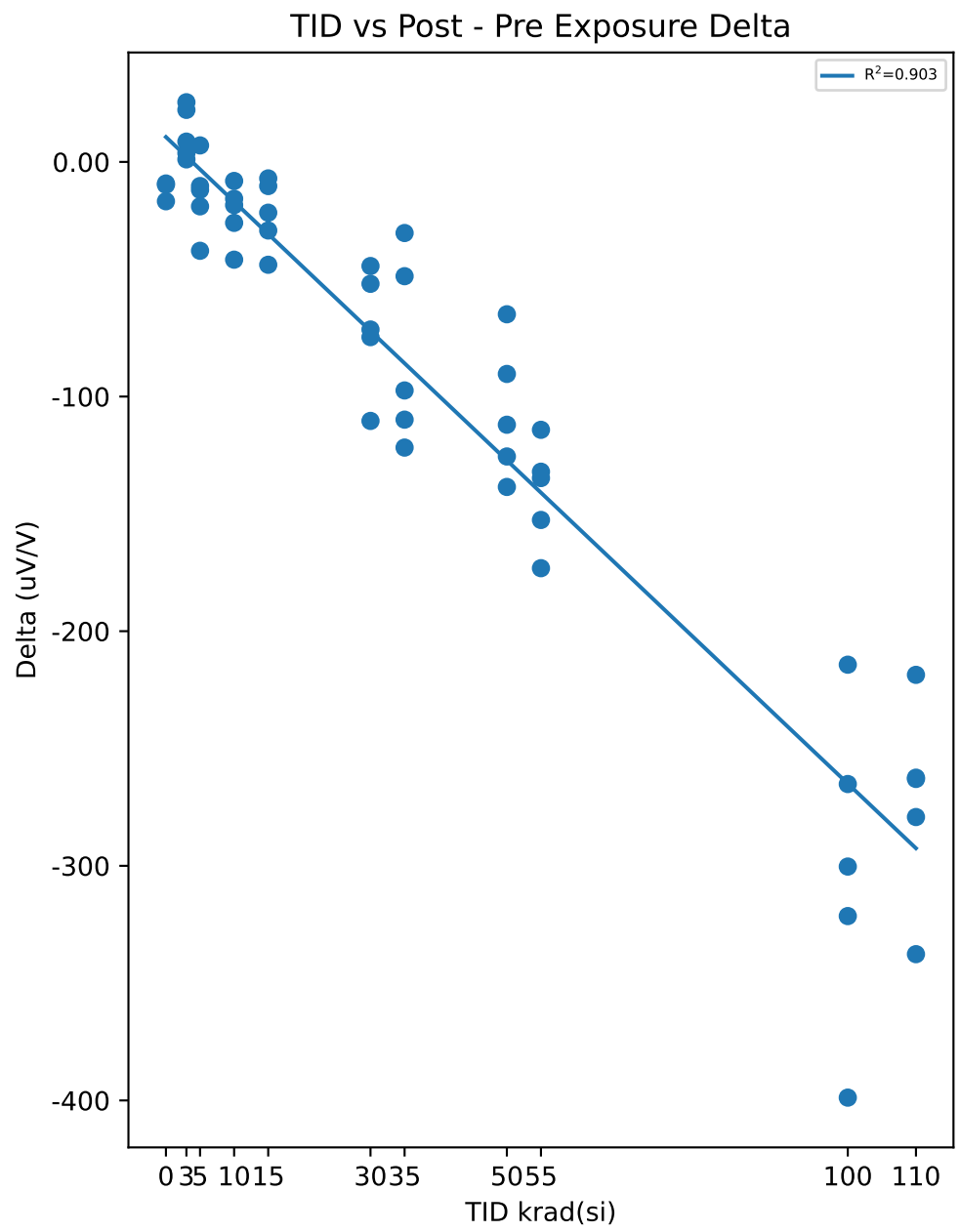

Test Statistics (uV/V)

krad(si)	Pre Exposure Min	Pre Exposure Avg	Pre Exposure Max	Pre Exposure Std	Post Exposure Min	Post Exposure Avg	Post Exposure Max	Post Exposure Std	Min Delta	Avg Delta	Max Delta	Std Delta
0	316.01	407.28	508.11	96.404	299.24	395.37	498.37	99.742	-16.774	-11.905	-9.199	4.2262
3	331.16	511.46	813.84	188.06	339.82	523.69	817.62	182.69	1.0822	12.229	25.432	10.974
5	379.86	492.63	642.84	116.21	369.58	478.24	623.9	107.9	-37.878	-14.394	7.0345	16.236
10	302.48	392.52	470.23	81.431	267.31	370.55	452.37	87.74	-41.666	-21.969	-8.1167	12.728
15	437.76	517.2	581.16	53.578	408.54	494.79	537.33	53.844	-43.83	-22.402	-7.0345	14.911
30	426.4	632.56	713.73	117.46	351.72	562	653.12	123.27	-110.39	-70.561	-44.371	25.672
35	425.86	507.35	591.98	76.243	328.46	425.75	482.13	60.702	-121.75	-81.6	-30.302	39.917
50	343.07	496.31	767.3	159.53	204.54	390.03	655.29	166.09	-138.53	-106.27	-64.934	29.182
55	336.03	470.99	648.8	134.08	206.71	329.65	514.06	124.41	-173.16	-141.34	-114.18	22.4
100	379.86	544.36	677.47	134.43	114.72	244.37	328.46	85.092	-398.8	-299.99	-214.28	68.526
110	396.1	494.15	630.4	95.836	133.11	221.96	336.03	87.777	-337.66	-272.18	-218.61	42.97

Device Test: 55.2 ACCURACY|//LINE_REGULATION_UP/1N8V/150mA//@LINE_REG

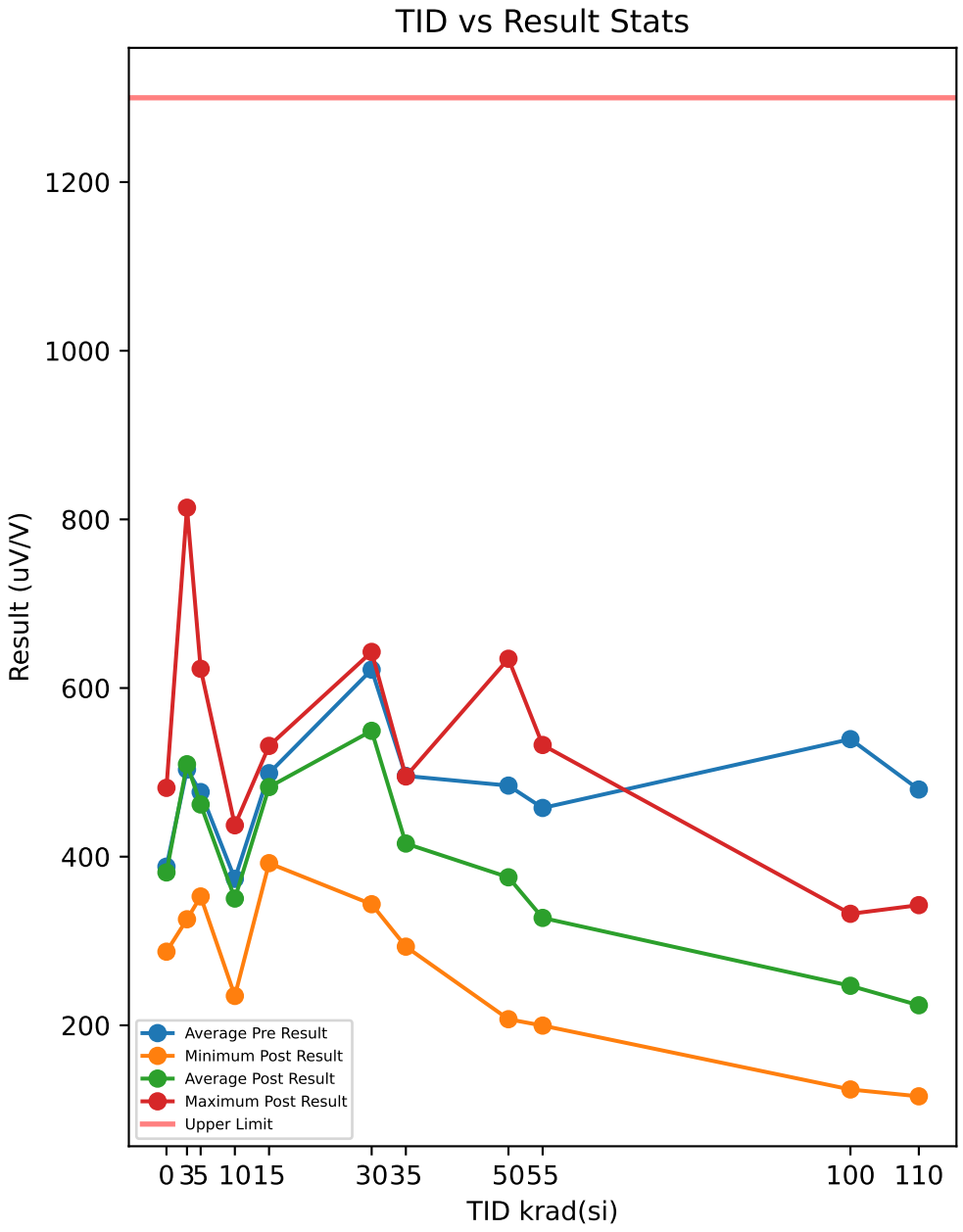

Test Results (Upper Limit = 1300.0 (uV/V))

Serial #	krad(si)	Exposure Conditions	Pre Result	Post Result	Delta
1	0	CU1	287.33	287.33	0
2	0	CU2	382.57	374.99	-7.5756
3	0	CU3	494.58	481.59	-12.987
10	3	3krad Unbiased	314.39	325.75	11.363
11	3	3krad Unbiased	798.14	813.84	15.692
12	3	3krad Unbiased	382.03	394.47	12.446
13	3	3krad Unbiased	531.37	525.42	-5.9523
14	3	3krad Unbiased	490.79	488.63	-2.1645
15	5	3krad Biased	623.9	622.82	-1.0823
16	5	3krad Biased	445.34	443.17	-2.1645
17	5	3krad Biased	385.81	358.22	-27.597
18	5	3krad Biased	564.92	532.46	-32.467
19	5	3krad Biased	363.09	352.81	-10.281
20	10	10krad Unbiased	401.51	382.57	-18.939
21	10	10krad Unbiased	442.09	437.22	-4.87
22	10	10krad Unbiased	285.71	234.84	-50.865
23	10	10krad Unbiased	285.71	269.47	-16.233
24	10	10krad Unbiased	453.45	427.48	-25.974
25	15	10krad Biased	523.8	511.89	-11.904
26	15	10krad Biased	418.82	392.31	-26.515
27	15	10krad Biased	518.93	507.02	-11.904
28	15	10krad Biased	474.56	470.23	-4.3289
29	15	10krad Biased	558.97	531.37	-27.597
30	30	30krad Unbiased	634.19	597.93	-36.255
31	30	30krad Unbiased	671.52	626.07	-45.454
32	30	30krad Unbiased	706.69	642.84	-63.851
33	30	30krad Unbiased	656.91	535.7	-121.21
34	30	30krad Unbiased	439.93	343.61	-96.318
35	35	30krad Biased	416.12	293.28	-122.83
36	35	30krad Biased	441.01	402.59	-38.419
37	35	30krad Biased	487.54	442.09	-45.454
38	35	30krad Biased	583.32	495.12	-88.202
39	35	30krad Biased	550.85	444.8	-106.06
40	50	50krad Unbiased	449.12	344.15	-104.98
41	50	50krad Unbiased	424.77	292.74	-132.03
42	50	50krad Unbiased	466.98	398.8	-68.18
43	50	50krad Unbiased	748.9	634.73	-114.18
44	50	50krad Unbiased	331.7	207.25	-124.46
45	55	50krad Biased	486.46	323.59	-162.88
46	55	50krad Biased	329	199.67	-129.33
47	55	50krad Biased	331.7	200.21	-131.49
48	55	50krad Biased	508.11	380.94	-127.16
49	55	50krad Biased	633.64	532.46	-101.19
50	100	100krad Unbiased	667.73	249.99	-417.74
51	100	100krad Unbiased	420.45	233.76	-186.68
52	100	100krad Unbiased	373.37	123.92	-249.45
53	100	100krad Unbiased	612	294.37	-317.63
54	100	100krad Unbiased	623.36	332.24	-291.12
55	110	100krad Biased	551.39	342.53	-208.87
56	110	100krad Biased	430.19	147.72	-282.46
57	110	100krad Biased	612	305.19	-306.81
58	110	100krad Biased	382.57	115.8	-266.77
59	110	100krad Biased	422.07	207.79	-214.28

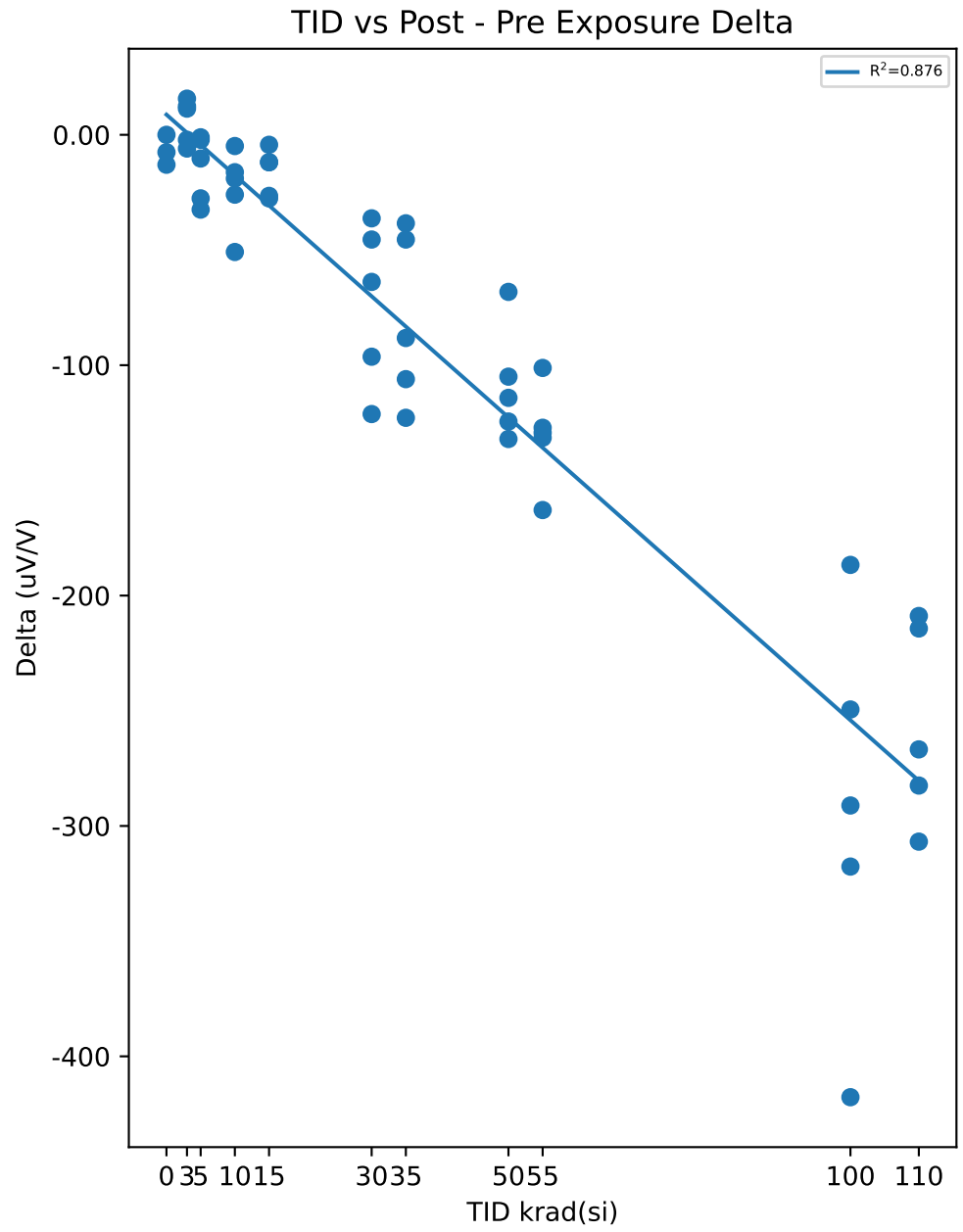

Test Statistics (uV/V)

krad(si)	Pre Exposure Min	Pre Exposure Avg	Pre Exposure Max	Pre Exposure Std	Post Exposure Min	Post Exposure Avg	Post Exposure Max	Post Exposure Std	Min Delta	Avg Delta	Max Delta	Std Delta
0	287.33	388.16	494.58	103.74	287.33	381.3	481.59	97.284	-12.987	-6.8541	0	6.5233
3	314.39	503.34	798.14	185.92	325.75	509.62	813.84	187.29	-5.9523	6.2769	15.692	9.6616
5	363.09	476.61	623.9	113.58	352.81	461.89	622.82	116.06	-32.467	-14.718	-1.0823	14.527
10	285.71	373.69	453.45	82.608	234.84	350.32	437.22	92.758	-50.865	-23.376	-4.87	17.143
15	418.82	499.02	558.97	53.932	392.31	482.57	531.37	55.089	-27.597	-16.45	-4.3289	10.171
30	439.93	621.85	706.69	105.05	343.61	549.23	642.84	121.97	-121.21	-72.617	-36.255	35.566
35	416.12	495.77	583.32	70.906	293.28	415.58	495.12	75.842	-122.83	-80.193	-38.419	37.092
50	331.7	484.3	748.9	156.83	207.25	375.53	634.73	161.15	-132.03	-108.76	-68.18	24.891
55	329	457.78	633.64	129.19	199.67	327.37	532.46	139.12	-162.88	-130.41	-101.19	21.913
100	373.37	539.38	667.73	132.77	123.92	246.86	332.24	78.81	-417.74	-292.53	-186.68	85.686
110	382.57	479.64	612	97.277	115.8	223.8	342.53	98.015	-306.81	-255.84	-208.87	42.894

Device Test: 55.3 ACCURACY|//LOAD_REGULATION/1N8V//5/@LOAD_REG_1302

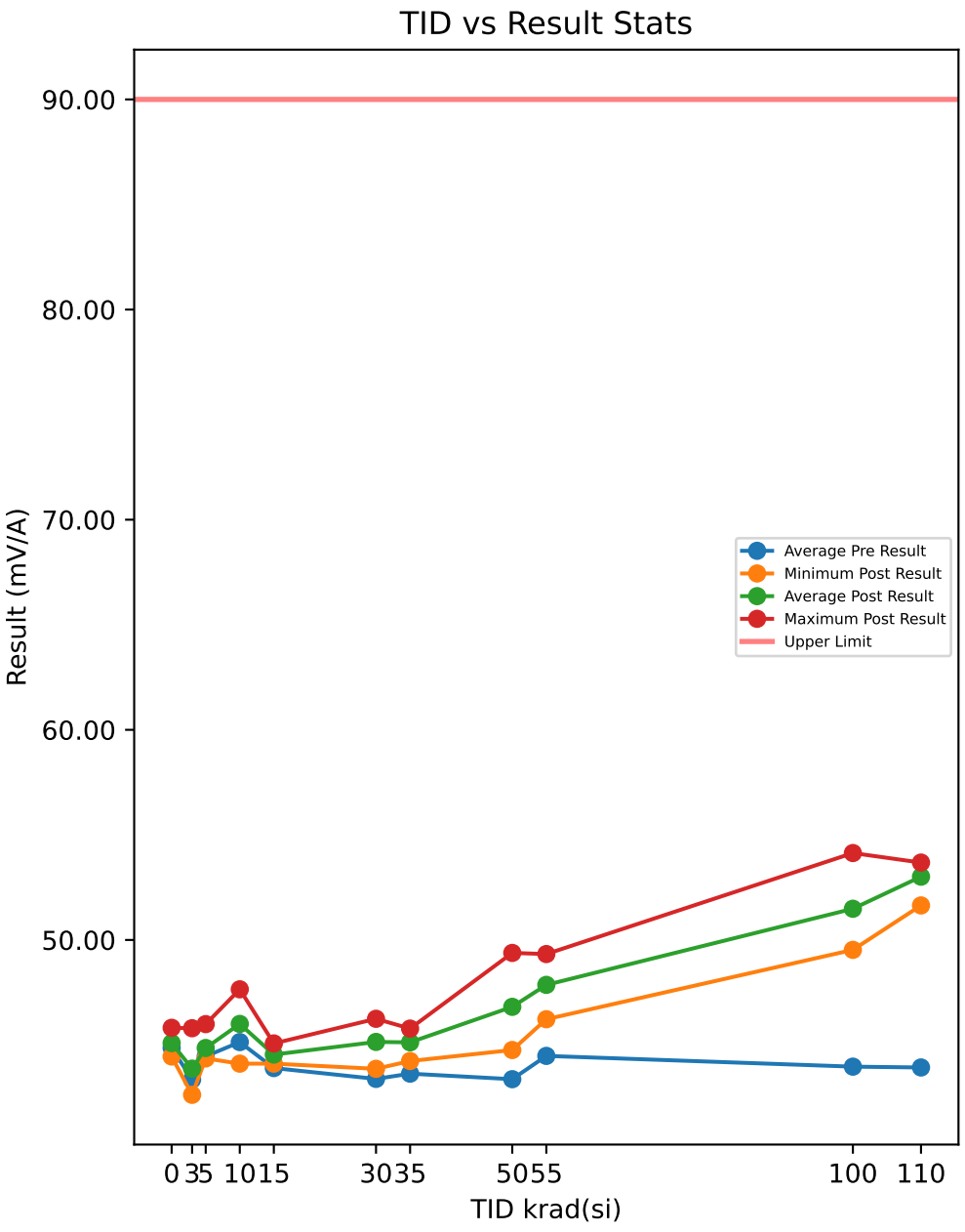

Test Results (Upper Limit = 90.0 (mV/A))

Serial #	krad(si)	Exposure Conditions	Pre Result	Post Result	Delta
1	0	CU1	45.545	45.82	0.2748
2	0	CU2	44.592	44.455	-0.1373
3	0	CU3	44.455	45.004	0.5494
10	3	3krad Unbiased	43.684	45.004	1.3195
11	3	3krad Unbiased	41.774	42.819	1.0448
12	3	3krad Unbiased	45.787	45.799	0.0124
13	3	3krad Unbiased	42.473	42.631	0.1581
14	3	3krad Unbiased	43.06	43.131	0.0707
15	5	3krad Biased	44.854	44.521	-0.333
16	5	3krad Biased	43.468	44.363	0.8949
17	5	3krad Biased	45.445	45.995	0.5495
18	5	3krad Biased	44.55	44.738	0.1873
19	5	3krad Biased	43.997	44.675	0.6785
20	10	10krad Unbiased	44.675	45.828	1.153
21	10	10krad Unbiased	47.289	47.46	0.1706
22	10	10krad Unbiased	43.526	44.113	0.5869
23	10	10krad Unbiased	46.819	47.651	0.8325
24	10	10krad Unbiased	43.389	44.967	1.5776
25	15	10krad Biased	44.455	44.629	0.1748
26	15	10krad Biased	44.5	44.376	-0.1249
27	15	10krad Biased	43.797	44.538	0.7409
28	15	10krad Biased	43.635	45.075	1.4402
29	15	10krad Biased	43.131	44.113	0.9824
30	30	30krad Unbiased	43.406	45.495	2.0895
31	30	30krad Unbiased	42.856	43.868	1.0115
32	30	30krad Unbiased	43.997	45.141	1.1447
33	30	30krad Unbiased	42.19	44.983	2.793
34	30	30krad Unbiased	44.492	46.249	1.7566
35	35	30krad Biased	44.646	45.57	0.924
36	35	30krad Biased	43.41	45.354	1.9439
37	35	30krad Biased	43.651	44.238	0.5869
38	35	30krad Biased	42.357	44.692	2.3351
39	35	30krad Biased	44.122	45.782	1.6608
40	50	50krad Unbiased	41.849	44.763	2.9137
41	50	50krad Unbiased	45.175	48.517	3.3424
42	50	50krad Unbiased	42.736	46.378	3.6421
43	50	50krad Unbiased	41.707	45.046	3.3382
44	50	50krad Unbiased	45.404	49.383	3.9793
45	55	50krad Biased	45.366	49.104	3.7378
46	55	50krad Biased	45.308	48.063	2.7555
47	55	50krad Biased	46.607	49.329	2.7222
48	55	50krad Biased	42.14	46.228	4.0875
49	55	50krad Biased	42.994	46.59	3.5963
50	100	100krad Unbiased	41.399	49.574	8.175
51	100	100krad Unbiased	43.019	49.529	6.51
52	100	100krad Unbiased	45.799	53.266	7.4674
53	100	100krad Unbiased	44.205	50.919	6.714
54	100	100krad Unbiased	45.433	54.136	8.7036
55	110	100krad Biased	43.597	52.767	9.1698
56	110	100krad Biased	45.079	53.683	8.6038
57	110	100krad Biased	42.852	51.643	8.791
58	110	100krad Biased	44.026	53.541	9.5152
59	110	100krad Biased	44.105	53.425	9.3197

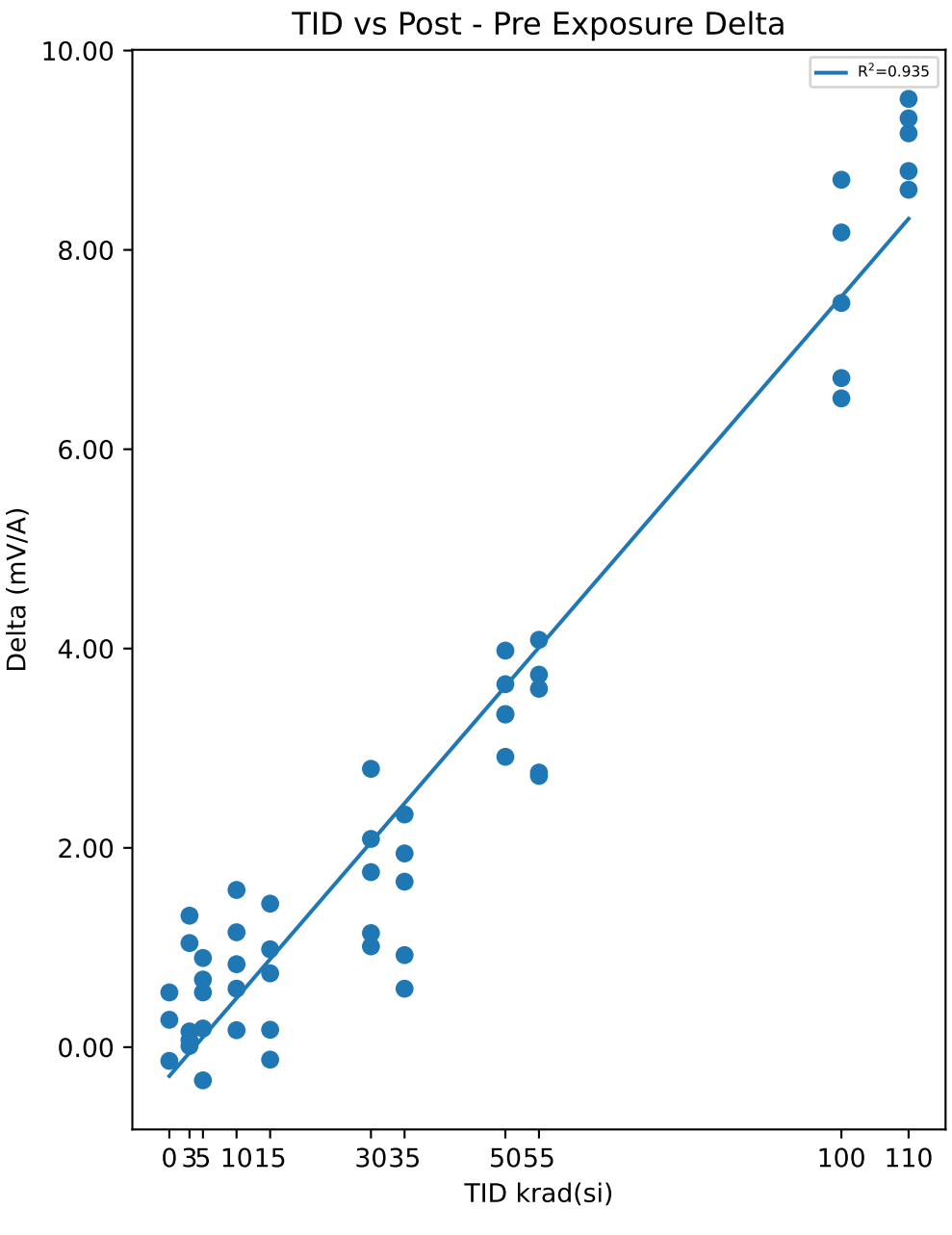

Test Statistics (mV/A)

krad(si)	Pre Exposure Min	Pre Exposure Avg	Pre Exposure Max	Pre Exposure Std	Post Exposure Min	Post Exposure Avg	Post Exposure Max	Post Exposure Std	Min Delta	Avg Delta	Max Delta	Std Delta
0	44.455	44.864	45.545	0.59395	44.455	45.093	45.82	0.68697	-0.1373	0.22897	0.5494	0.34564
3	41.774	43.356	45.787	1.5318	42.631	43.877	45.799	1.4311	0.0124	0.5211	1.3195	0.61341
5	43.468	44.463	45.445	0.76365	44.363	44.858	45.995	0.65162	-0.333	0.39544	0.8949	0.48147
10	43.389	45.14	47.289	1.825	44.113	46.004	47.651	1.5423	0.1706	0.86412	1.5776	0.5365
15	43.131	43.903	44.5	0.57892	44.113	44.546	45.075	0.3546	-0.1249	0.64268	1.4402	0.62634
30	42.19	43.388	44.492	0.90928	43.868	45.147	46.249	0.86577	1.0115	1.7591	2.793	0.72707
35	42.357	43.637	44.646	0.85792	44.238	45.127	45.782	0.64359	0.5869	1.4901	2.3351	0.72203
50	41.707	43.374	45.404	1.7939	44.763	46.817	49.383	2.0631	2.9137	3.4431	3.9793	0.3964
55	42.14	44.483	46.607	1.8491	46.228	47.863	49.329	1.4163	2.7222	3.3799	4.0875	0.61198
100	41.399	43.971	45.799	1.8065	49.529	51.485	54.136	2.1214	6.51	7.514	8.7036	0.93572
110	42.852	43.932	45.079	0.81124	51.643	53.012	53.683	0.84172	8.6038	9.0799	9.5152	0.3759

Device Test: 65.1 LEAK|/EN/CURRENT///3/@I_EN_LKG

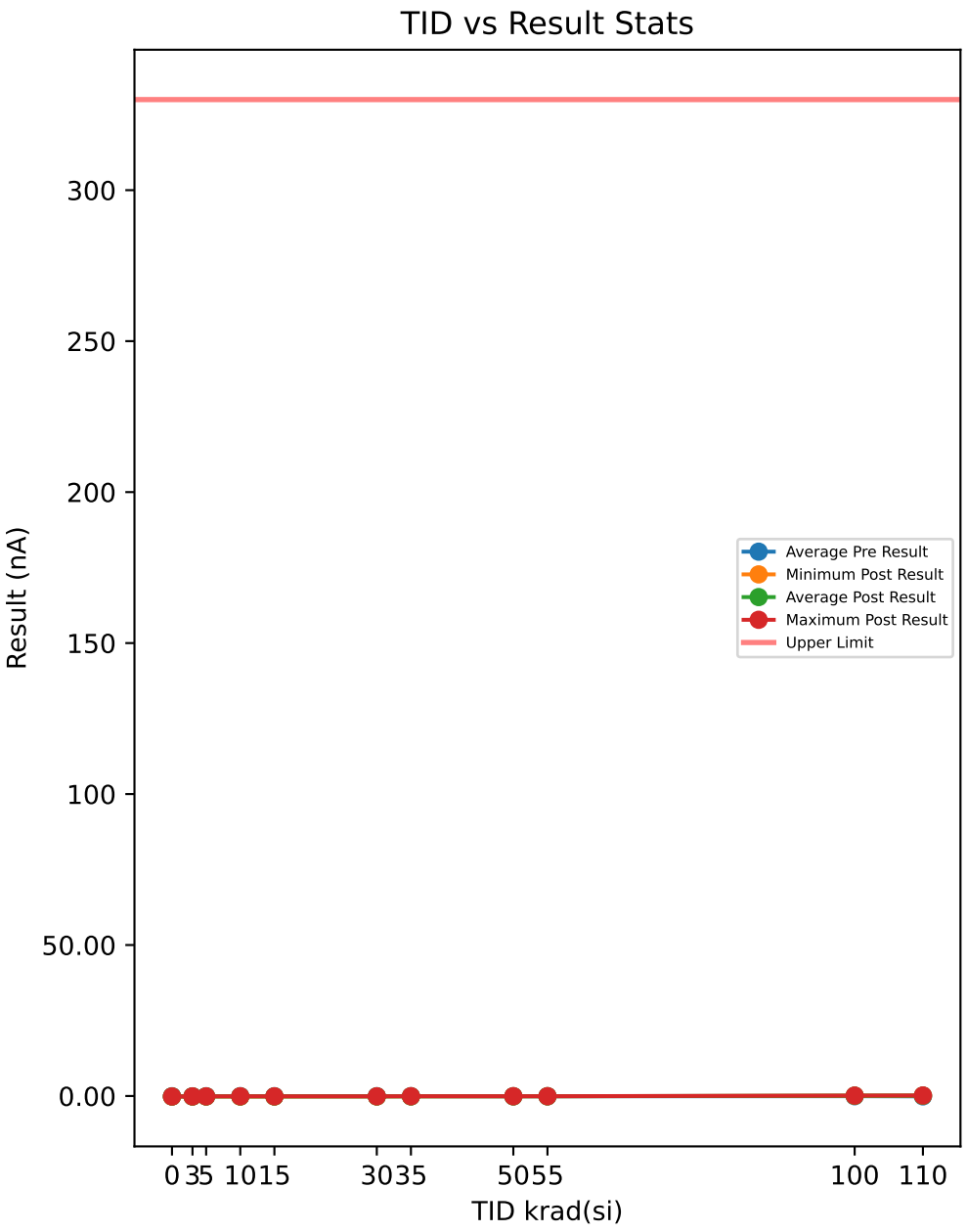

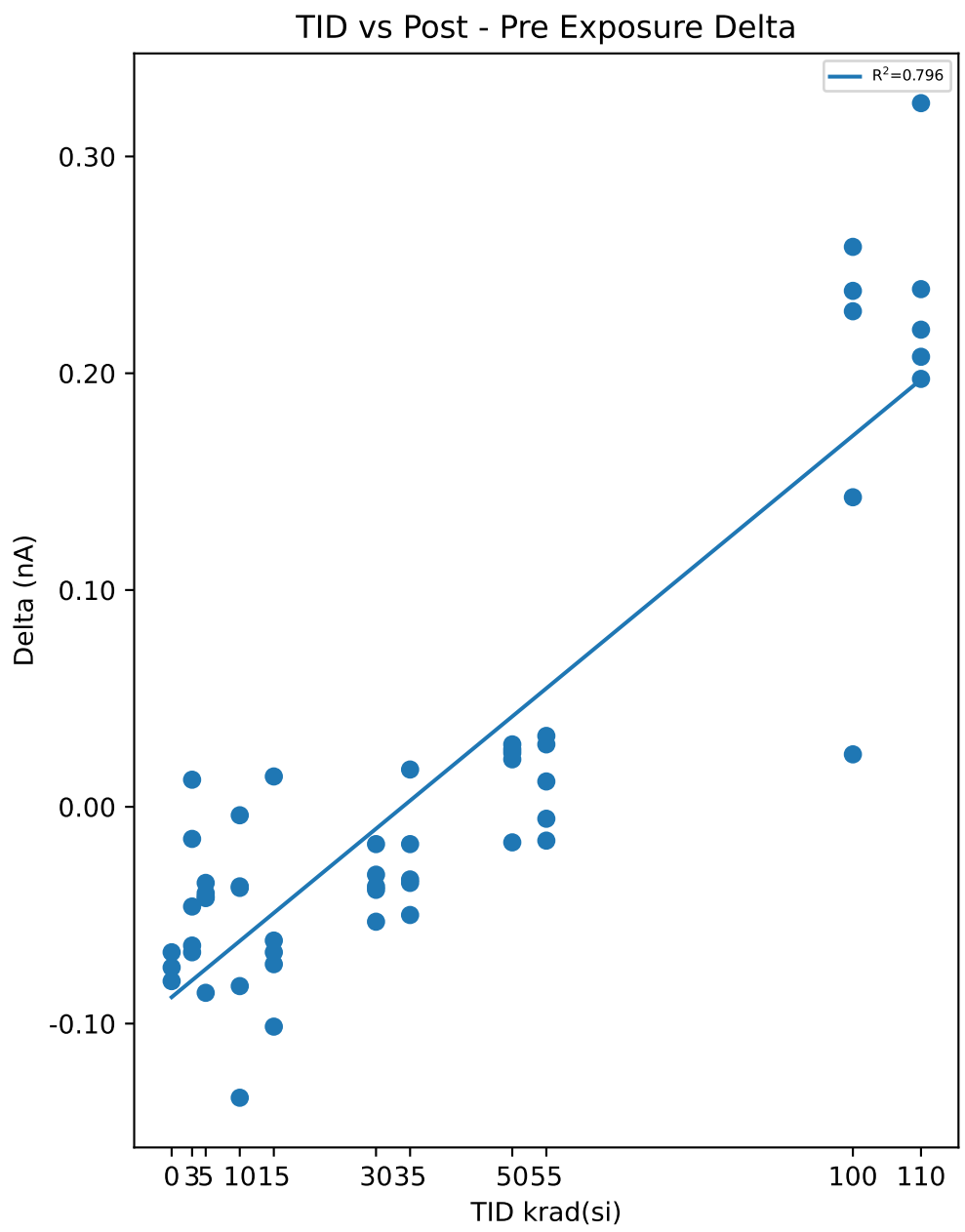

Test Results (Upper Limit = 330.0 (nA))

Serial #	krad(si)	Exposure Conditions	Pre Result	Post Result	Delta
1	0	CU1	-0.0943	-0.1684	-0.0741
2	0	CU2	-0.0771	-0.1575	-0.0804
3	0	CU3	-0.0865	-0.1536	-0.0671
10	3	3krad Unbiased	-0.0709	-0.138	-0.0671
11	3	3krad Unbiased	-0.1435	-0.131	0.0125
12	3	3krad Unbiased	-0.1372	-0.152	-0.0148
13	3	3krad Unbiased	-0.0834	-0.1474	-0.064
14	3	3krad Unbiased	-0.1138	-0.1598	-0.046
15	5	3krad Biased	-0.0678	-0.1536	-0.0858
16	5	3krad Biased	-0.0763	-0.1161	-0.0398
17	5	3krad Biased	-0.0896	-0.1247	-0.0351
18	5	3krad Biased	-0.1029	-0.1442	-0.0413
19	5	3krad Biased	-0.0998	-0.1419	-0.0421
20	10	10krad Unbiased	-0.0436	-0.1778	-0.1342
21	10	10krad Unbiased	-0.0865	-0.1232	-0.0367
22	10	10krad Unbiased	-0.092	-0.1294	-0.0374
23	10	10krad Unbiased	-0.0927	-0.0966	-0.0039
24	10	10krad Unbiased	-0.0381	-0.1208	-0.0827
25	15	10krad Biased	-0.1169	-0.1029	0.014
26	15	10krad Biased	-0.1044	-0.1661	-0.0617
27	15	10krad Biased	-0.0451	-0.1177	-0.0726
28	15	10krad Biased	-0.0506	-0.152	-0.1014
29	15	10krad Biased	-0.0787	-0.1458	-0.0671
30	30	30krad Unbiased	-0.067	-0.1037	-0.0367
31	30	30krad Unbiased	-0.0951	-0.1481	-0.053
32	30	30krad Unbiased	-0.0865	-0.1037	-0.0172
33	30	30krad Unbiased	-0.0685	-0.0998	-0.0313
34	30	30krad Unbiased	-0.0927	-0.131	-0.0383
35	35	30krad Biased	-0.0865	-0.1216	-0.0351
36	35	30krad Biased	-0.0701	-0.12	-0.0499
37	35	30krad Biased	-0.0873	-0.1208	-0.0335
38	35	30krad Biased	-0.081	-0.0982	-0.0172
39	35	30krad Biased	-0.0857	-0.0685	0.0172
40	50	50krad Unbiased	-0.0927	-0.0662	0.0265
41	50	50krad Unbiased	-0.0927	-0.1091	-0.0164
42	50	50krad Unbiased	-0.1247	-0.0998	0.0249
43	50	50krad Unbiased	-0.1083	-0.0795	0.0288
44	50	50krad Unbiased	-0.1037	-0.0818	0.0219
45	55	50krad Biased	-0.1122	-0.0834	0.0288
46	55	50krad Biased	-0.0896	-0.0779	0.0117
47	55	50krad Biased	-0.1247	-0.092	0.0327
48	55	50krad Biased	-0.0553	-0.0709	-0.0156
49	55	50krad Biased	-0.0865	-0.092	-0.0055
50	100	100krad Unbiased	-0.0904	0.0524	0.1428
51	100	100krad Unbiased	-0.131	0.107	0.238
52	100	100krad Unbiased	-0.0888	0.1398	0.2286
53	100	100krad Unbiased	0.0782	0.1024	0.0242
54	100	100krad Unbiased	-0.1263	0.132	0.2583
55	110	100krad Biased	-0.1115	0.0961	0.2076
56	110	100krad Biased	-0.1169	0.0805	0.1974
57	110	100krad Biased	-0.0912	0.1289	0.2201
58	110	100krad Biased	-0.1263	0.1125	0.2388
59	110	100krad Biased	-0.152	0.1726	0.3246

Test Statistics (nA)

krad(si)	Pre Exposure Min	Pre Exposure Avg	Pre Exposure Max	Pre Exposure Std	Post Exposure Min	Post Exposure Avg	Post Exposure Max	Post Exposure Std	Min Delta	Avg Delta	Max Delta	Std Delta
0	-0.0943	-0.085967	-0.0771	0.0086124	-0.1684	-0.15983	-0.1536	0.0076709	-0.0804	-0.073867	-0.0671	0.0066531
3	-0.1435	-0.10976	-0.0709	0.032065	-0.1598	-0.14564	-0.131	0.011366	-0.0671	-0.03588	0.0125	0.034106
5	-0.1029	-0.08728	-0.0678	0.015051	-0.1536	-0.1361	-0.1161	0.015293	-0.0858	-0.04882	-0.0351	0.02085
10	-0.0927	-0.07058	-0.0381	0.027315	-0.1778	-0.12956	-0.0966	0.02971	-0.1342	-0.05898	-0.0039	0.050539
15	-0.1169	-0.07914	-0.0451	0.03177	-0.1661	-0.1369	-0.1029	0.025906	-0.1014	-0.05776	0.014	0.042945
30	-0.0951	-0.08196	-0.067	0.013357	-0.1481	-0.11726	-0.0998	0.021287	-0.053	-0.0353	-0.0172	0.012921
35	-0.0873	-0.08212	-0.0701	0.0071514	-0.1216	-0.10582	-0.0685	0.023051	-0.0499	-0.0237	0.0172	0.02563
50	-0.1247	-0.10442	-0.0927	0.013244	-0.1091	-0.08728	-0.0662	0.017086	-0.0164	0.01714	0.0288	0.018917
55	-0.1247	-0.09366	-0.0553	0.026676	-0.092	-0.08324	-0.0709	0.0091418	-0.0156	0.01042	0.0327	0.021014
100	-0.131	-0.07166	0.0782	0.086037	0.0524	0.10672	0.1398	0.034288	0.0242	0.17838	0.2583	0.096826
110	-0.152	-0.11958	-0.0912	0.022215	0.0805	0.11812	0.1726	0.035412	0.1974	0.2377	0.3246	0.050972

Device Test: 65.10 ENABLE|/EN/RISE///6.3/@V_EN_RISING

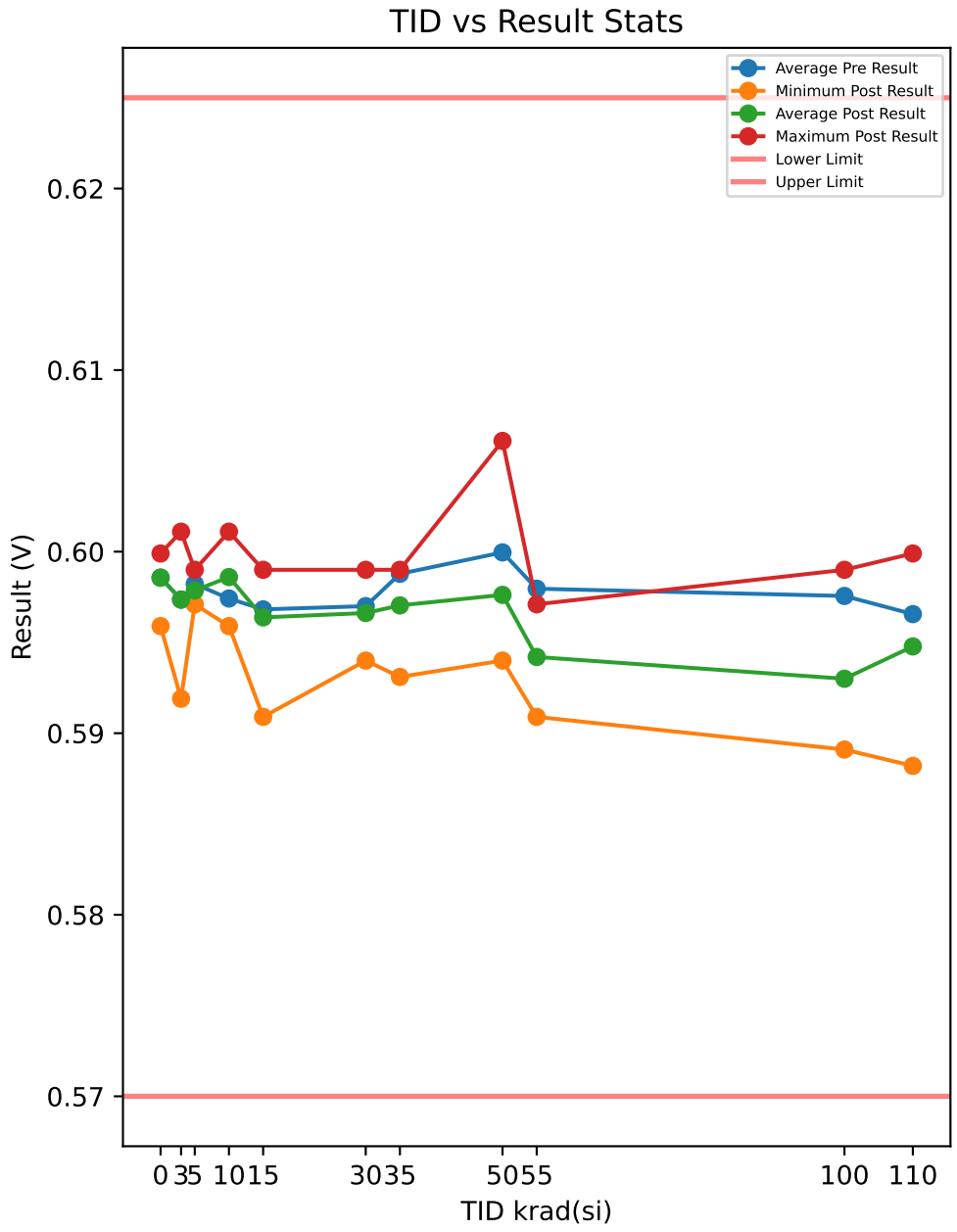

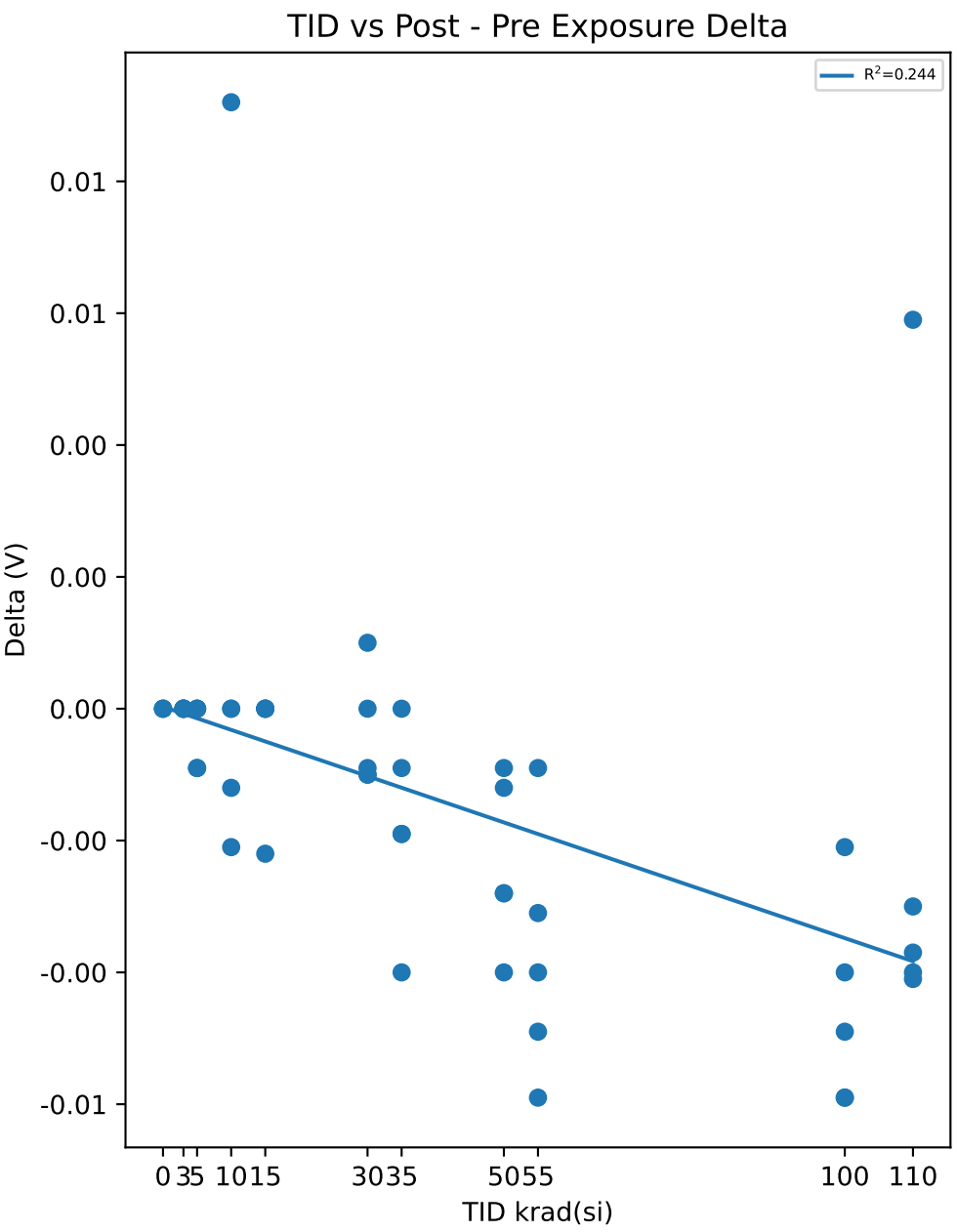

Test Results (Lower Limit = 0.57, Upper Limit = 0.625 (V))

Serial #	krad(si)	Exposure Conditions	Pre Result	Post Result	Delta
1	0	CU1	0.5999	0.5999	0
2	0	CU2	0.5959	0.5959	0
3	0	CU3	0.5999	0.5999	0
10	3	3krad Unbiased	0.5919	0.5919	0
11	3	3krad Unbiased	0.5999	0.5999	0
12	3	3krad Unbiased	0.6011	0.6011	0
13	3	3krad Unbiased	0.5999	0.5999	0
14	3	3krad Unbiased	0.594	0.594	0
15	5	3krad Biased	0.598	0.5971	-0.0009
16	5	3krad Biased	0.598	0.5971	-0.0009
17	5	3krad Biased	0.599	0.599	0
18	5	3krad Biased	0.599	0.599	0
19	5	3krad Biased	0.5971	0.5971	0
20	10	10krad Unbiased	0.598	0.5959	-0.0021
21	10	10krad Unbiased	0.6011	0.5999	-0.0012
22	10	10krad Unbiased	0.5919	0.6011	0.0092
23	10	10krad Unbiased	0.599	0.599	0
24	10	10krad Unbiased	0.5971	0.5971	0
25	15	10krad Biased	0.5971	0.5971	0
26	15	10krad Biased	0.5959	0.5959	0
27	15	10krad Biased	0.599	0.599	0
28	15	10krad Biased	0.599	0.599	0
29	15	10krad Biased	0.5931	0.5909	-0.0022
30	30	30krad Unbiased	0.5959	0.595	-0.0009
31	30	30krad Unbiased	0.598	0.599	0.001
32	30	30krad Unbiased	0.599	0.598	-0.001
33	30	30krad Unbiased	0.595	0.594	-0.001
34	30	30krad Unbiased	0.5971	0.5971	0
35	35	30krad Biased	0.5999	0.598	-0.0019
36	35	30krad Biased	0.5971	0.5971	0
37	35	30krad Biased	0.5999	0.599	-0.0009
38	35	30krad Biased	0.5971	0.5931	-0.004
39	35	30krad Biased	0.5999	0.598	-0.0019
40	50	50krad Unbiased	0.6089	0.6061	-0.0028
41	50	50krad Unbiased	0.5959	0.595	-0.0009
42	50	50krad Unbiased	0.598	0.594	-0.004
43	50	50krad Unbiased	0.5999	0.5971	-0.0028
44	50	50krad Unbiased	0.5971	0.5959	-0.0012
45	55	50krad Biased	0.5999	0.594	-0.0059
46	55	50krad Biased	0.594	0.5909	-0.0031
47	55	50krad Biased	0.598	0.5971	-0.0009
48	55	50krad Biased	0.5999	0.5959	-0.004
49	55	50krad Biased	0.598	0.5931	-0.0049
50	100	100krad Unbiased	0.595	0.5891	-0.0059
51	100	100krad Unbiased	0.5959	0.59	-0.0059
52	100	100krad Unbiased	0.5959	0.5919	-0.004
53	100	100krad Unbiased	0.6039	0.599	-0.0049
54	100	100krad Unbiased	0.5971	0.595	-0.0021
55	110	100krad Biased	0.598	0.595	-0.003
56	110	100krad Biased	0.595	0.5909	-0.0041
57	110	100krad Biased	0.6039	0.5999	-0.004
58	110	100krad Biased	0.594	0.5999	0.0059
59	110	100krad Biased	0.5919	0.5882	-0.0037

Test Statistics (V)

krad(si)	Pre Exposure Min	Pre Exposure Avg	Pre Exposure Max	Pre Exposure Std	Post Exposure Min	Post Exposure Avg	Post Exposure Max	Post Exposure Std	Min Delta	Avg Delta	Max Delta	Std Delta
0	0.5959	0.59857	0.5999	0.0023094	0.5959	0.59857	0.5999	0.0023094	0	0	0	0
3	0.5919	0.59736	0.6011	0.0041229	0.5919	0.59736	0.6011	0.0041229	0	0	0	0
5	0.5971	0.59822	0.599	0.00080125	0.5971	0.59786	0.599	0.0010407	-0.0009	-0.00036	0	0.00049295
10	0.5919	0.59742	0.6011	0.0034259	0.5959	0.5986	0.6011	0.0021	-0.0021	0.00118	0.0092	0.0045697
15	0.5931	0.59682	0.599	0.0024631	0.5909	0.59638	0.599	0.0033357	-0.0022	-0.00044	0	0.00098387
30	0.595	0.597	0.599	0.0015984	0.594	0.59662	0.599	0.0020789	-0.001	-0.00038	0.001	0.00087864
35	0.5971	0.59878	0.5999	0.0015336	0.5931	0.59704	0.599	0.0023028	-0.004	-0.00174	0	0.001491
50	0.5959	0.59996	0.6089	0.0052065	0.594	0.59762	0.6061	0.0048762	-0.004	-0.00234	-0.0009	0.0012798
55	0.594	0.59796	0.5999	0.0024089	0.5909	0.5942	0.5971	0.0024207	-0.0059	-0.00376	-0.0009	0.0019074
100	0.595	0.59756	0.6039	0.0036219	0.5891	0.593	0.599	0.0040441	-0.0059	-0.00456	-0.0021	0.0015868
110	0.5919	0.59656	0.6039	0.0046544	0.5882	0.59478	0.5999	0.0052637	-0.0041	-0.00178	0.0059	0.0043147

Device Test: 65.11 ENABLE|/EN/FALL///6.3/@V_EN_FALLING

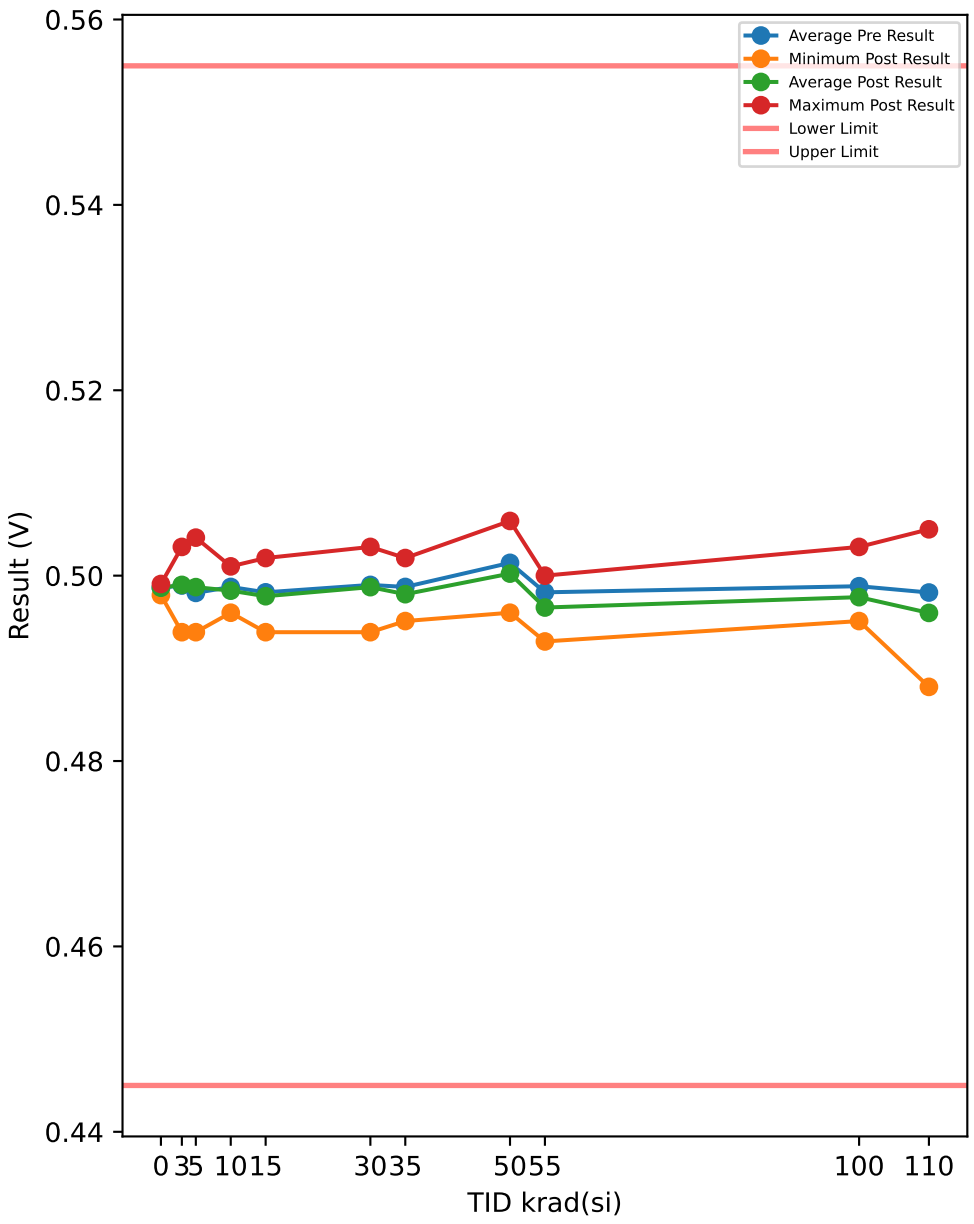

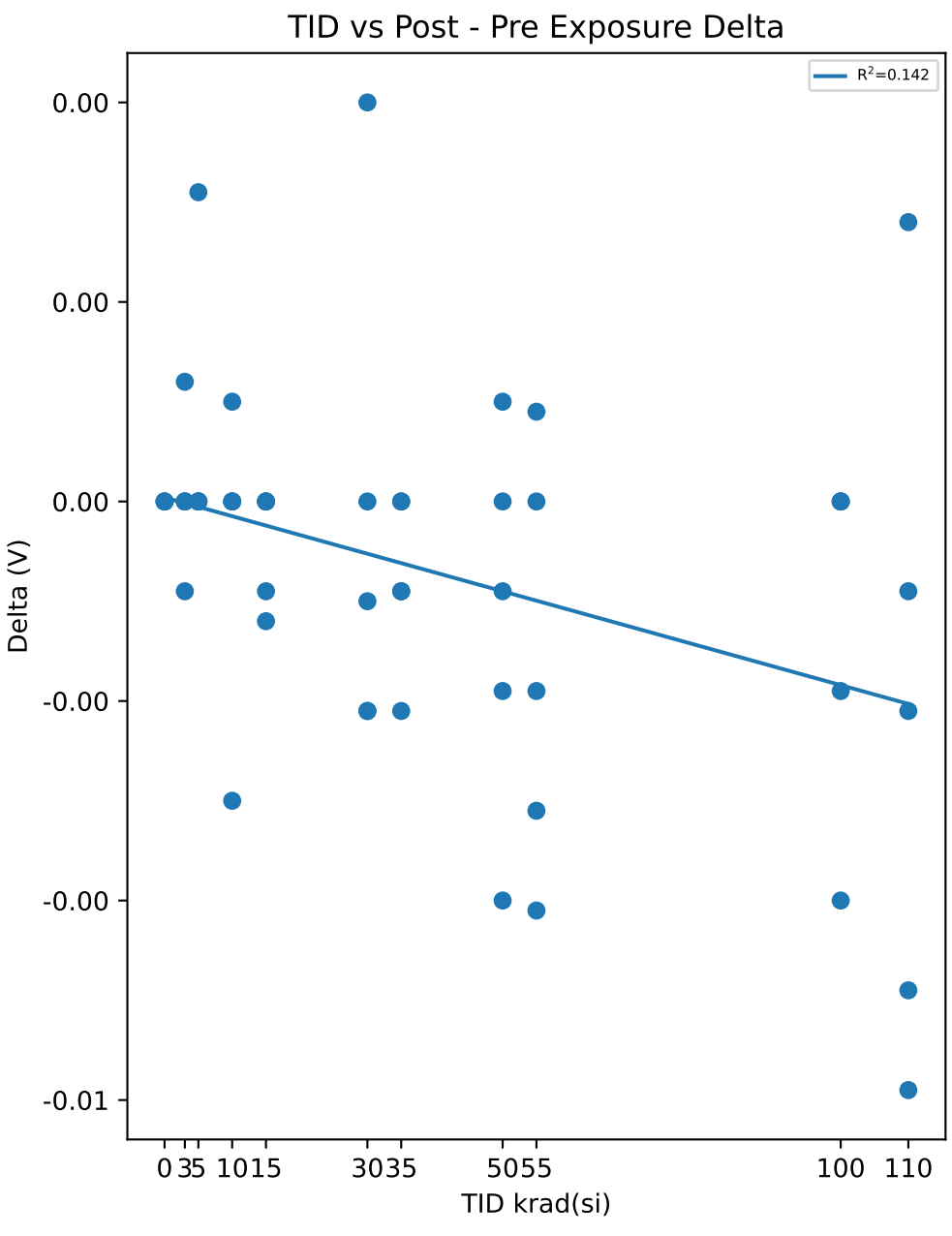

Test Results (Lower Limit = 0.445, Upper Limit = 0.555 (V))

Serial #	krad(si)	Exposure Conditions	Pre Result	Post Result	Delta
1	0	CU1	0.4991	0.4991	0
2	0	CU2	0.4979	0.4979	0
3	0	CU3	0.4991	0.4991	0
10	3	3krad Unbiased	0.4939	0.4939	0
11	3	3krad Unbiased	0.5	0.4991	-0.0009
12	3	3krad Unbiased	0.5019	0.5019	0
13	3	3krad Unbiased	0.5019	0.5031	0.0012
14	3	3krad Unbiased	0.497	0.497	0
15	5	3krad Biased	0.5	0.5	0
16	5	3krad Biased	0.4939	0.4939	0
17	5	3krad Biased	0.4979	0.4979	0
18	5	3krad Biased	0.501	0.5041	0.0031
19	5	3krad Biased	0.4979	0.4979	0
20	10	10krad Unbiased	0.5	0.497	-0.003
21	10	10krad Unbiased	0.5	0.501	0.001
22	10	10krad Unbiased	0.4979	0.4979	0
23	10	10krad Unbiased	0.496	0.496	0
24	10	10krad Unbiased	0.5	0.5	0
25	15	10krad Biased	0.4991	0.4991	0
26	15	10krad Biased	0.4951	0.4939	-0.0012
27	15	10krad Biased	0.497	0.497	0
28	15	10krad Biased	0.5019	0.5019	0
29	15	10krad Biased	0.4979	0.497	-0.0009
30	30	30krad Unbiased	0.496	0.4939	-0.0021
31	30	30krad Unbiased	0.5041	0.5031	-0.001
32	30	30krad Unbiased	0.5031	0.501	-0.0021
33	30	30krad Unbiased	0.4979	0.5019	0.004
34	30	30krad Unbiased	0.4939	0.4939	0
35	35	30krad Biased	0.496	0.4951	-0.0009
36	35	30krad Biased	0.496	0.496	0
37	35	30krad Biased	0.5	0.4991	-0.0009
38	35	30krad Biased	0.5	0.4979	-0.0021
39	35	30krad Biased	0.5019	0.5019	0
40	50	50krad Unbiased	0.5068	0.5059	-0.0009
41	50	50krad Unbiased	0.4991	0.4991	0
42	50	50krad Unbiased	0.5	0.501	0.001
43	50	50krad Unbiased	0.501	0.4991	-0.0019
44	50	50krad Unbiased	0.5	0.496	-0.004
45	55	50krad Biased	0.497	0.4979	0.0009
46	55	50krad Biased	0.497	0.4929	-0.0041
47	55	50krad Biased	0.4991	0.496	-0.0031
48	55	50krad Biased	0.4979	0.496	-0.0019
49	55	50krad Biased	0.5	0.5	0
50	100	100krad Unbiased	0.4991	0.4951	-0.004
51	100	100krad Unbiased	0.497	0.4951	-0.0019
52	100	100krad Unbiased	0.4951	0.4951	0
53	100	100krad Unbiased	0.5031	0.5031	0
54	100	100krad Unbiased	0.5	0.5	0
55	110	100krad Biased	0.5	0.4979	-0.0021
56	110	100krad Biased	0.496	0.4911	-0.0049
57	110	100krad Biased	0.5059	0.505	-0.0009
58	110	100krad Biased	0.4951	0.4979	0.0028
59	110	100krad Biased	0.4939	0.488	-0.0059

Test Statistics (V)

krad(si)	Pre Exposure Min	Pre Exposure Avg	Pre Exposure Max	Pre Exposure Std	Post Exposure Min	Post Exposure Avg	Post Exposure Max	Post Exposure Std	Min Delta	Avg Delta	Max Delta	Std Delta
0	0.4979	0.4987	0.4991	0.00069282	0.4979	0.4987	0.4991	0.00069282	0	0	0	0
3	0.4939	0.49894	0.5019	0.0034573	0.4939	0.499	0.5031	0.0037162	-0.0009	6e-05	0.0012	0.00074699
5	0.4939	0.49814	0.501	0.0027264	0.4939	0.49876	0.5041	0.0037132	0	0.00062	0.0031	0.0013864
10	0.496	0.49878	0.5	0.0018006	0.496	0.49838	0.501	0.0020789	-0.003	-0.0004	0.001	0.0015166
15	0.4951	0.4982	0.5019	0.0025318	0.4939	0.49778	0.5019	0.0029575	-0.0012	-0.00042	0	0.00058481
30	0.4939	0.499	0.5041	0.0044452	0.4939	0.49876	0.5031	0.0044987	-0.0021	-0.00024	0.004	0.0025265
35	0.496	0.49878	0.5019	0.0026537	0.4951	0.498	0.5019	0.0026851	-0.0021	-0.00078	0	0.00086429
50	0.4991	0.50138	0.5068	0.0031035	0.496	0.50022	0.5059	0.0036465	-0.004	-0.00116	0.001	0.0019165
55	0.497	0.4982	0.5	0.0013248	0.4929	0.49656	0.5	0.0026293	-0.0041	-0.00164	0.0009	0.0020852
100	0.4951	0.49886	0.5031	0.0030386	0.4951	0.49768	0.5031	0.0036989	-0.004	-0.00118	0	0.0017782
110	0.4939	0.49818	0.5059	0.0048854	0.488	0.49598	0.505	0.0066375	-0.0059	-0.0022	0.0028	0.0034525

Device Test: 65.12 ENABLE|/EN/DELAY///6.3/@T_EN_DELAY

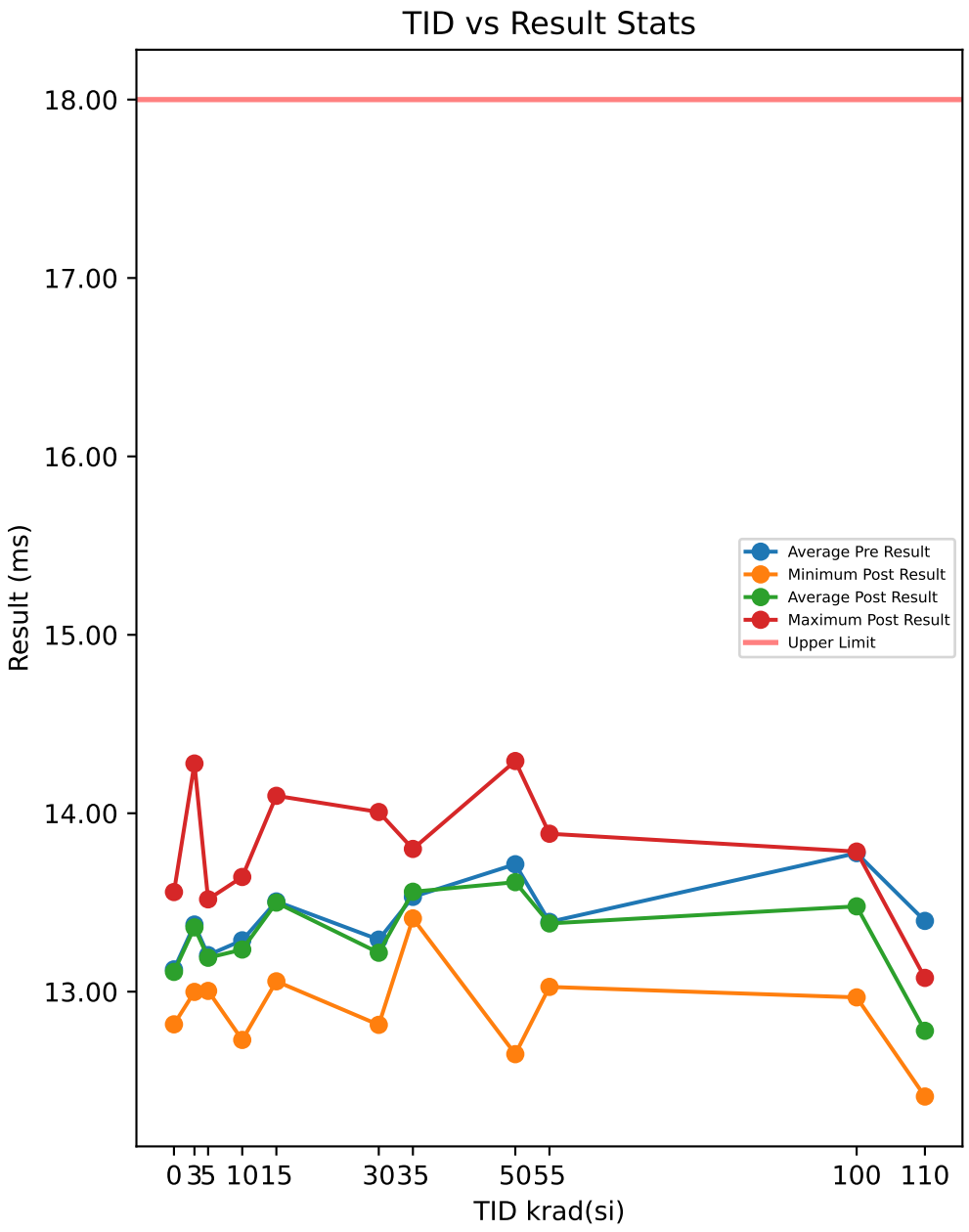

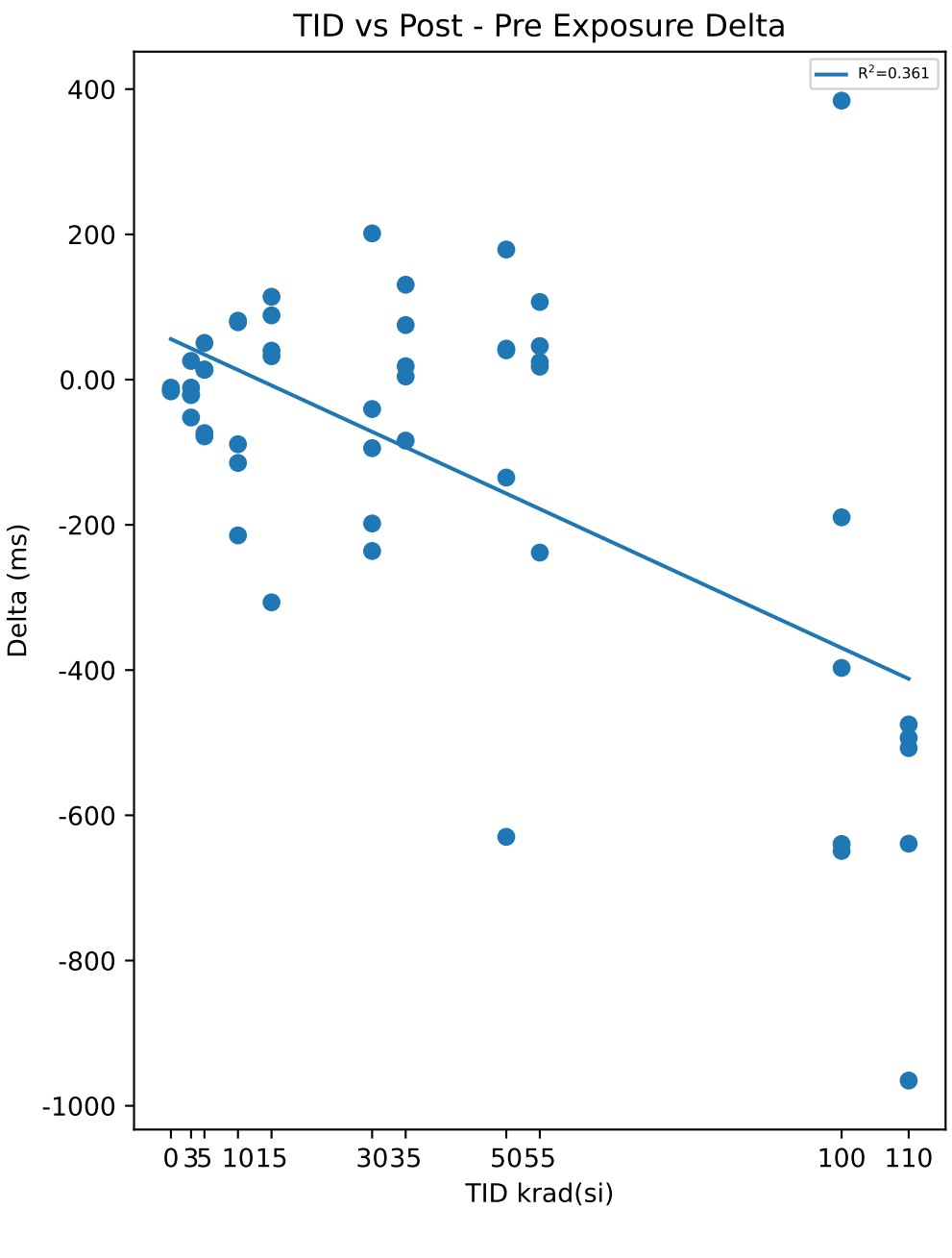

Test Results (Upper Limit = 18.0 (ms))

Serial #	krad(si)	Exposure Conditions	Pre Result	Post Result	Delta
1	0	CU1	12.968	12.957	-11.117
2	0	CU2	13.573	13.558	-14.75
3	0	CU3	12.833	12.817	-16.185
10	3	3krad Unbiased	13.11	13.089	-21.302
11	3	3krad Unbiased	13.019	12.999	-20.576
12	3	3krad Unbiased	13.09	13.079	-11.052
13	3	3krad Unbiased	14.253	14.279	25.708
14	3	3krad Unbiased	13.409	13.357	-52.212
15	5	3krad Biased	13.401	13.414	13.709
16	5	3krad Biased	13.078	13.004	-73.677
17	5	3krad Biased	12.955	13.005	50.508
18	5	3krad Biased	13.087	13.009	-78.155
19	5	3krad Biased	13.504	13.517	13.597
20	10	10krad Unbiased	13.528	13.607	78.96
21	10	10krad Unbiased	13.09	13.171	81.091
22	10	10krad Unbiased	13.245	13.03	-214.56
23	10	10krad Unbiased	12.844	12.729	-114.78
24	10	10krad Unbiased	13.732	13.643	-88.97
25	15	10krad Biased	13.416	13.448	32.149
26	15	10krad Biased	13.361	13.4	39.83
27	15	10krad Biased	14.009	14.098	88.413
28	15	10krad Biased	12.944	13.058	114.03
29	15	10krad Biased	13.799	13.492	-306.71
30	30	30krad Unbiased	13.087	12.889	-198.15
31	30	30krad Unbiased	13.25	13.21	-40.569
32	30	30krad Unbiased	13.806	14.007	201.31
33	30	30krad Unbiased	13.266	13.171	-94.401
34	30	30krad Unbiased	13.05	12.814	-236.05
35	35	30krad Biased	13.452	13.527	75.115
36	35	30krad Biased	13.406	13.411	4.2536
37	35	30krad Biased	13.466	13.485	18.408
38	35	30krad Biased	13.884	13.8	-84.025
39	35	30krad Biased	13.447	13.577	130.64
40	50	50krad Unbiased	13.648	13.688	40.325
41	50	50krad Unbiased	13.068	13.247	179.14
42	50	50krad Unbiased	14.326	14.191	-134.9
43	50	50krad Unbiased	14.25	14.293	42.609
44	50	50krad Unbiased	13.279	12.65	-629.66
45	55	50krad Biased	13.839	13.885	46.164
46	55	50krad Biased	13.009	13.027	17.79
47	55	50krad Biased	13.206	13.313	106.94
48	55	50krad Biased	13.297	13.321	24.157
49	55	50krad Biased	13.605	13.366	-238.23
50	100	100krad Unbiased	13.303	13.687	384.12
51	100	100krad Unbiased	13.85	13.661	-189.66
52	100	100krad Unbiased	13.93	13.29	-639.46
53	100	100krad Unbiased	14.182	13.785	-397.03
54	100	100krad Unbiased	13.617	12.968	-649.05
55	110	100krad Biased	13.649	12.684	-965.24
56	110	100krad Biased	13.585	13.077	-507.45
57	110	100krad Biased	13.332	12.839	-493.5
58	110	100krad Biased	13.53	12.891	-639.07
59	110	100krad Biased	12.887	12.412	-474.87

Test Statistics (ms)

krad(si)	Pre Exposure Min	Pre Exposure Avg	Pre Exposure Max	Pre Exposure Std	Post Exposure Min	Post Exposure Avg	Post Exposure Max	Post Exposure Std	Min Delta	Avg Delta	Max Delta	Std Delta
0	12.833	13.125	13.573	0.39405	12.817	13.111	13.558	0.39387	-16.185	-14.017	-11.117	2.6126
3	13.019	13.376	14.253	0.51232	12.999	13.36	14.279	0.53081	-52.212	-15.887	25.708	27.948
5	12.955	13.205	13.504	0.23471	13.004	13.19	13.517	0.25449	-78.155	-14.804	50.508	57.803
10	12.844	13.288	13.732	0.35079	12.729	13.236	13.643	0.38916	-214.56	-51.651	81.091	129.03
15	12.944	13.506	14.009	0.41356	13.058	13.499	14.098	0.37591	-306.71	-6.4574	114.03	171.25
30	13.05	13.292	13.806	0.30287	12.814	13.218	14.007	0.47338	-236.05	-73.573	201.31	172.48
35	13.406	13.531	13.884	0.19848	13.411	13.56	13.8	0.14739	-84.025	28.879	130.64	80.555
50	13.068	13.714	14.326	0.56392	12.65	13.614	14.293	0.68248	-629.66	-100.5	179.14	316.11
55	13.009	13.391	13.839	0.32997	13.027	13.382	13.885	0.31153	-238.23	-8.6362	106.94	133.08
100	13.303	13.776	14.182	0.33296	12.968	13.478	13.785	0.34164	-649.05	-298.22	384.12	426.22
110	12.887	13.397	13.649	0.30851	12.412	12.78	13.077	0.2492	-965.24	-616.03	-474.87	205.67

Device Test: 65.2 ENABLE|/EN/RISE///3/@V_EN_RISING

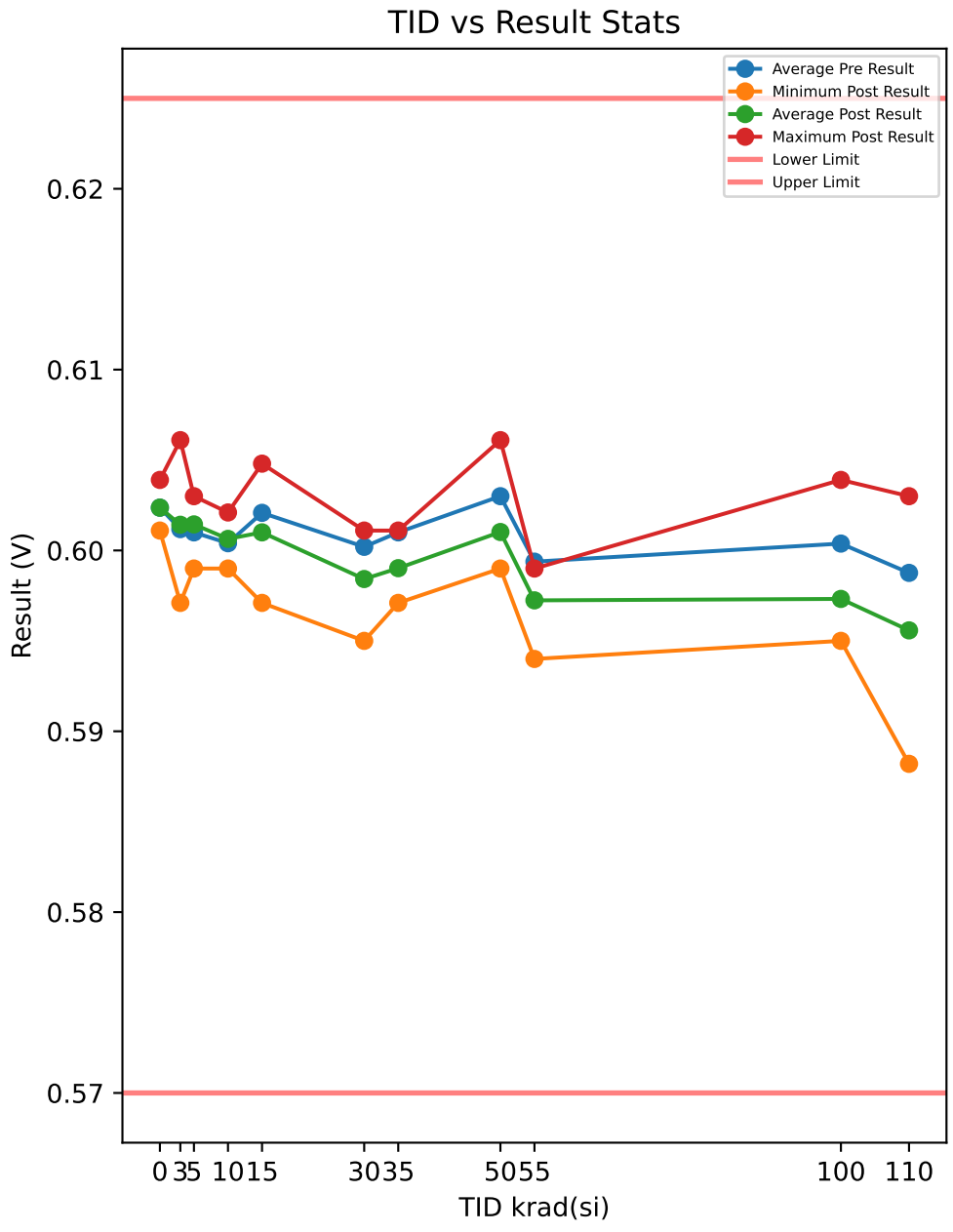

Test Results (Lower Limit = 0.57, Upper Limit = 0.625 (V))

Serial #	krad(si)	Exposure Conditions	Pre Result	Post Result	Delta
1	0	CU1	0.6039	0.6039	0
2	0	CU2	0.6021	0.6021	0
3	0	CU3	0.6011	0.6011	0
10	3	3krad Unbiased	0.598	0.5971	-0.0009
11	3	3krad Unbiased	0.5999	0.6011	0.0012
12	3	3krad Unbiased	0.6061	0.6061	0
13	3	3krad Unbiased	0.6039	0.6048	0.0009
14	3	3krad Unbiased	0.598	0.598	0
15	5	3krad Biased	0.6011	0.6011	0
16	5	3krad Biased	0.598	0.599	0.001
17	5	3krad Biased	0.5999	0.6011	0.0012
18	5	3krad Biased	0.603	0.603	0
19	5	3krad Biased	0.603	0.603	0
20	10	10krad Unbiased	0.599	0.5999	0.0009
21	10	10krad Unbiased	0.6021	0.6021	0
22	10	10krad Unbiased	0.6011	0.6011	0
23	10	10krad Unbiased	0.5999	0.599	-0.0009
24	10	10krad Unbiased	0.5999	0.6011	0.0012
25	15	10krad Biased	0.6011	0.6011	0
26	15	10krad Biased	0.599	0.5971	-0.0019
27	15	10krad Biased	0.6021	0.6021	0
28	15	10krad Biased	0.6061	0.6048	-0.0013
29	15	10krad Biased	0.6021	0.5999	-0.0022
30	30	30krad Unbiased	0.5971	0.595	-0.0021
31	30	30krad Unbiased	0.603	0.6011	-0.0019
32	30	30krad Unbiased	0.6011	0.5971	-0.004
33	30	30krad Unbiased	0.5999	0.5999	0
34	30	30krad Unbiased	0.5999	0.599	-0.0009
35	35	30krad Biased	0.6011	0.5999	-0.0012
36	35	30krad Biased	0.598	0.5971	-0.0009
37	35	30krad Biased	0.6021	0.5999	-0.0022
38	35	30krad Biased	0.5999	0.5971	-0.0028
39	35	30krad Biased	0.6039	0.6011	-0.0028
40	50	50krad Unbiased	0.6089	0.6061	-0.0028
41	50	50krad Unbiased	0.6011	0.6011	0
42	50	50krad Unbiased	0.599	0.599	0
43	50	50krad Unbiased	0.603	0.5999	-0.0031
44	50	50krad Unbiased	0.603	0.599	-0.004
45	55	50krad Biased	0.5999	0.599	-0.0009
46	55	50krad Biased	0.598	0.594	-0.004
47	55	50krad Biased	0.5999	0.599	-0.0009
48	55	50krad Biased	0.6011	0.5971	-0.004
49	55	50krad Biased	0.598	0.5971	-0.0009
50	100	100krad Unbiased	0.599	0.595	-0.004
51	100	100krad Unbiased	0.599	0.5959	-0.0031
52	100	100krad Unbiased	0.598	0.5959	-0.0021
53	100	100krad Unbiased	0.6048	0.6039	-0.0009
54	100	100krad Unbiased	0.6011	0.5959	-0.0052
55	110	100krad Biased	0.598	0.5959	-0.0021
56	110	100krad Biased	0.598	0.5909	-0.0071
57	110	100krad Biased	0.6039	0.603	-0.0009
58	110	100krad Biased	0.5999	0.5999	0
59	110	100krad Biased	0.594	0.5882	-0.0058

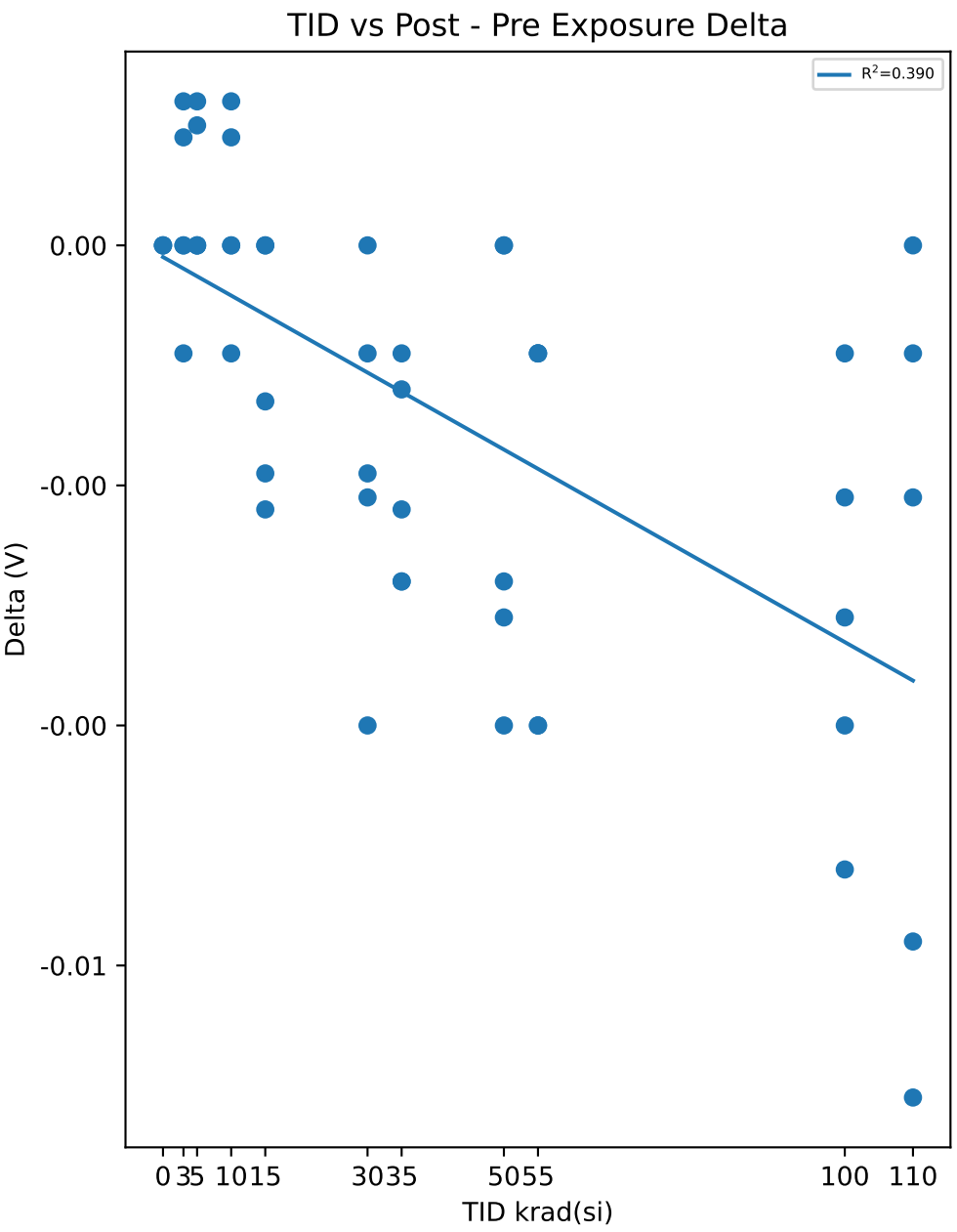

Test Statistics (V)

krad(si)	Pre Exposure Min	Pre Exposure Avg	Pre Exposure Max	Pre Exposure Std	Post Exposure Min	Post Exposure Avg	Post Exposure Max	Post Exposure Std	Min Delta	Avg Delta	Max Delta	Std Delta
0	0.6011	0.60237	0.6039	0.0014189	0.6011	0.60237	0.6039	0.0014189	0	0	0	0
3	0.598	0.60118	0.6061	0.0036561	0.5971	0.60142	0.6061	0.0039934	-0.0009	0.00024	0.0012	0.00083247
5	0.598	0.601	0.603	0.0021342	0.599	0.60144	0.603	0.0016622	0	0.00044	0.0012	0.00060663
10	0.599	0.6004	0.6021	0.0012083	0.599	0.60064	0.6021	0.0012033	-0.0009	0.00024	0.0012	0.00083247
15	0.599	0.60208	0.6061	0.0025791	0.5971	0.601	0.6048	0.002832	-0.0022	-0.00108	0	0.0010378
30	0.5971	0.6002	0.603	0.0021471	0.595	0.59842	0.6011	0.0024056	-0.004	-0.00178	0	0.001499
35	0.598	0.601	0.6039	0.0022271	0.5971	0.59902	0.6011	0.0018199	-0.0028	-0.00198	-0.0009	0.00088994
50	0.599	0.603	0.6089	0.0036885	0.599	0.60102	0.6061	0.0029677	-0.004	-0.00198	0	0.0018606
55	0.598	0.59938	0.6011	0.0013517	0.594	0.59724	0.599	0.0020452	-0.004	-0.00214	-0.0009	0.0016979
100	0.598	0.60038	0.6048	0.002717	0.595	0.59732	0.6039	0.0036989	-0.0052	-0.00306	-0.0009	0.0016622
110	0.594	0.59876	0.6039	0.0035893	0.5882	0.59558	0.603	0.0061276	-0.0071	-0.00318	0	0.0031108

Device Test: 65.3 ENABLE|/EN/FALL///3/@V_EN_FALLING

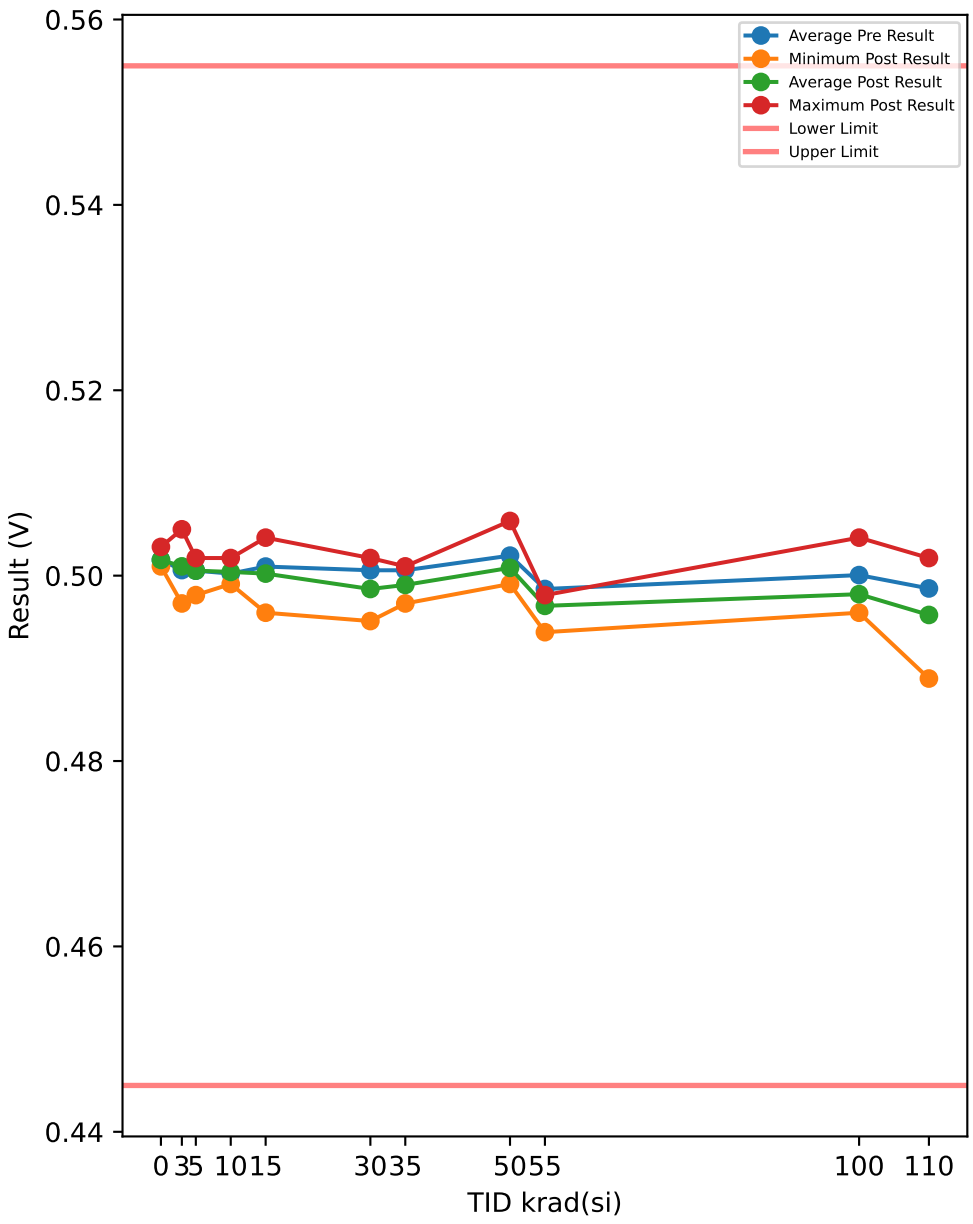

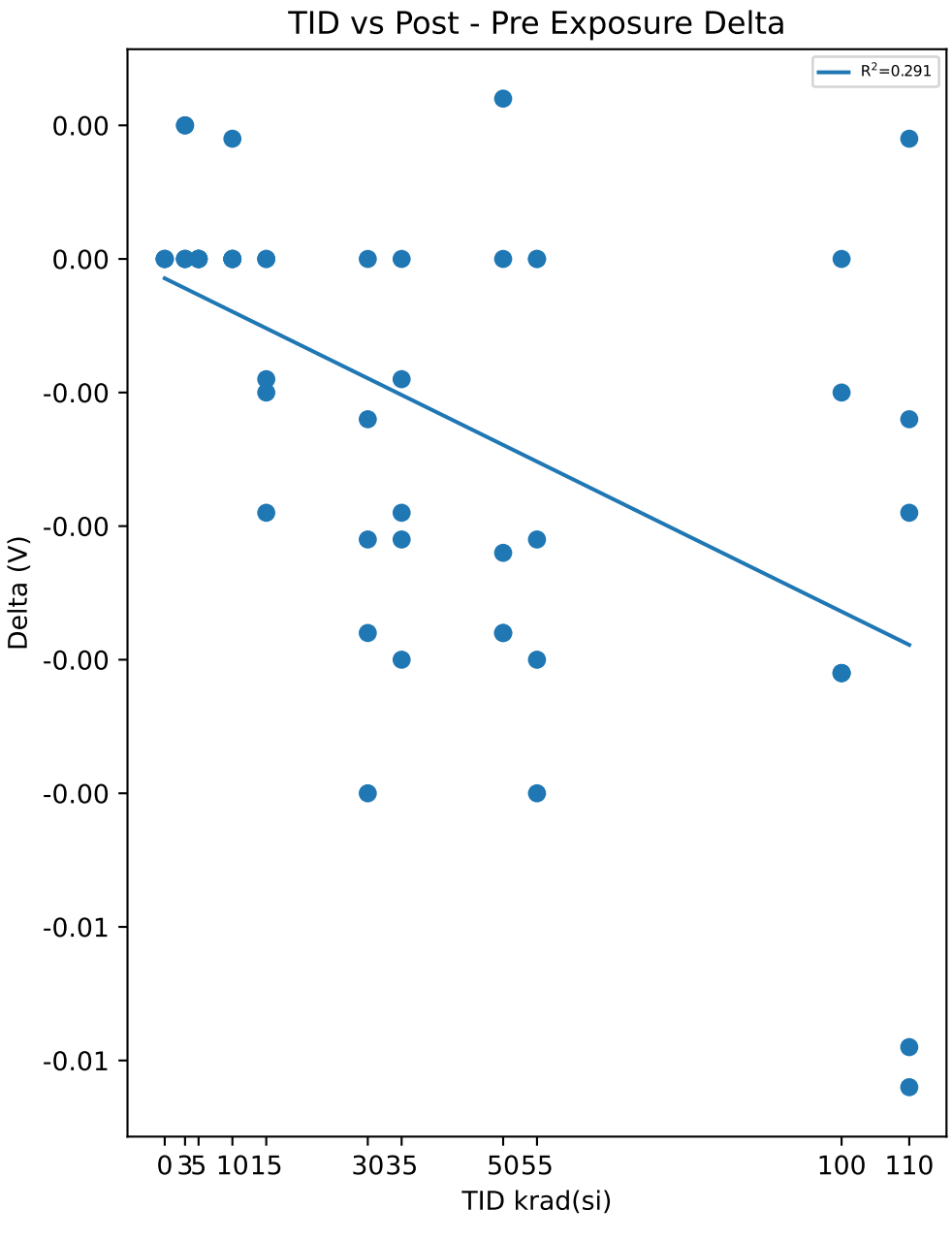

Test Results (Lower Limit = 0.445, Upper Limit = 0.555 (V))

Serial #	krad(si)	Exposure Conditions	Pre Result	Post Result	Delta
1	0	CU1	0.5031	0.5031	0
2	0	CU2	0.501	0.501	0
3	0	CU3	0.501	0.501	0
10	3	3krad Unbiased	0.497	0.497	0
11	3	3krad Unbiased	0.5	0.501	0.001
12	3	3krad Unbiased	0.505	0.505	0
13	3	3krad Unbiased	0.5031	0.5041	0.001
14	3	3krad Unbiased	0.4979	0.4979	0
15	5	3krad Biased	0.501	0.501	0
16	5	3krad Biased	0.4979	0.4979	0
17	5	3krad Biased	0.5	0.5	0
18	5	3krad Biased	0.5019	0.5019	0
19	5	3krad Biased	0.5019	0.5019	0
20	10	10krad Unbiased	0.4991	0.5	0.0009
21	10	10krad Unbiased	0.5019	0.5019	0
22	10	10krad Unbiased	0.5	0.5	0
23	10	10krad Unbiased	0.4991	0.4991	0
24	10	10krad Unbiased	0.501	0.501	0
25	15	10krad Biased	0.5	0.5	0
26	15	10krad Biased	0.497	0.496	-0.001
27	15	10krad Biased	0.5019	0.5019	0
28	15	10krad Biased	0.505	0.5041	-0.0009
29	15	10krad Biased	0.501	0.4991	-0.0019
30	30	30krad Unbiased	0.4979	0.4951	-0.0028
31	30	30krad Unbiased	0.5031	0.5019	-0.0012
32	30	30krad Unbiased	0.5019	0.4979	-0.004
33	30	30krad Unbiased	0.5	0.5	0
34	30	30krad Unbiased	0.5	0.4979	-0.0021
35	35	30krad Biased	0.5	0.4991	-0.0009
36	35	30krad Biased	0.4979	0.4979	0
37	35	30krad Biased	0.5019	0.5	-0.0019
38	35	30krad Biased	0.5	0.497	-0.003
39	35	30krad Biased	0.5031	0.501	-0.0021
40	50	50krad Unbiased	0.5081	0.5059	-0.0022
41	50	50krad Unbiased	0.501	0.501	0
42	50	50krad Unbiased	0.4979	0.4991	0.0012
43	50	50krad Unbiased	0.5019	0.4991	-0.0028
44	50	50krad Unbiased	0.5019	0.4991	-0.0028
45	55	50krad Biased	0.4979	0.4979	0
46	55	50krad Biased	0.4979	0.4939	-0.004
47	55	50krad Biased	0.5	0.4979	-0.0021
48	55	50krad Biased	0.5	0.497	-0.003
49	55	50krad Biased	0.497	0.497	0
50	100	100krad Unbiased	0.4991	0.496	-0.0031
51	100	100krad Unbiased	0.4991	0.496	-0.0031
52	100	100krad Unbiased	0.497	0.496	-0.001
53	100	100krad Unbiased	0.5041	0.5041	0
54	100	100krad Unbiased	0.501	0.4979	-0.0031
55	110	100krad Biased	0.4979	0.496	-0.0019
56	110	100krad Biased	0.4979	0.492	-0.0059
57	110	100krad Biased	0.5031	0.5019	-0.0012
58	110	100krad Biased	0.4991	0.5	0.0009
59	110	100krad Biased	0.4951	0.4889	-0.0062

Test Statistics (V)

krad(si)	Pre Exposure Min	Pre Exposure Avg	Pre Exposure Max	Pre Exposure Std	Post Exposure Min	Post Exposure Avg	Post Exposure Max	Post Exposure Std	Min Delta	Avg Delta	Max Delta	Std Delta
0	0.501	0.5017	0.5031	0.0012124	0.501	0.5017	0.5031	0.0012124	0	0	0	0
3	0.497	0.5006	0.505	0.0033993	0.497	0.501	0.505	0.0035784	0	0.0004	0.001	0.00054772
5	0.4979	0.50054	0.5019	0.0016712	0.4979	0.50054	0.5019	0.0016712	0	0	0	0
10	0.4991	0.50022	0.5019	0.0012235	0.4991	0.5004	0.5019	0.0010747	0	0.00018	0.0009	0.00040249
15	0.497	0.50098	0.505	0.0029072	0.496	0.50022	0.5041	0.0030409	-0.0019	-0.00076	0	0.00079561
30	0.4979	0.50058	0.5031	0.0019967	0.4951	0.49856	0.5019	0.002553	-0.004	-0.00202	0	0.0015238
35	0.4979	0.50058	0.5031	0.0019967	0.497	0.499	0.501	0.0015984	-0.003	-0.00158	0	0.0011563
50	0.4979	0.50216	0.5081	0.0037051	0.4991	0.50084	0.5059	0.0029458	-0.0028	-0.00132	0.0012	0.0018199
55	0.497	0.49856	0.5	0.0013649	0.4939	0.49674	0.4979	0.0016502	-0.004	-0.00182	0	0.0017922
100	0.497	0.50006	0.5041	0.0026651	0.496	0.498	0.5041	0.0035078	-0.0031	-0.00206	0	0.0014673
110	0.4951	0.49862	0.5031	0.0029038	0.4889	0.49576	0.5019	0.0054068	-0.0062	-0.00286	0.0009	0.0030908

Device Test: 65.4 ENABLE|/EN/DELAY///3/@T_EN_DELAY

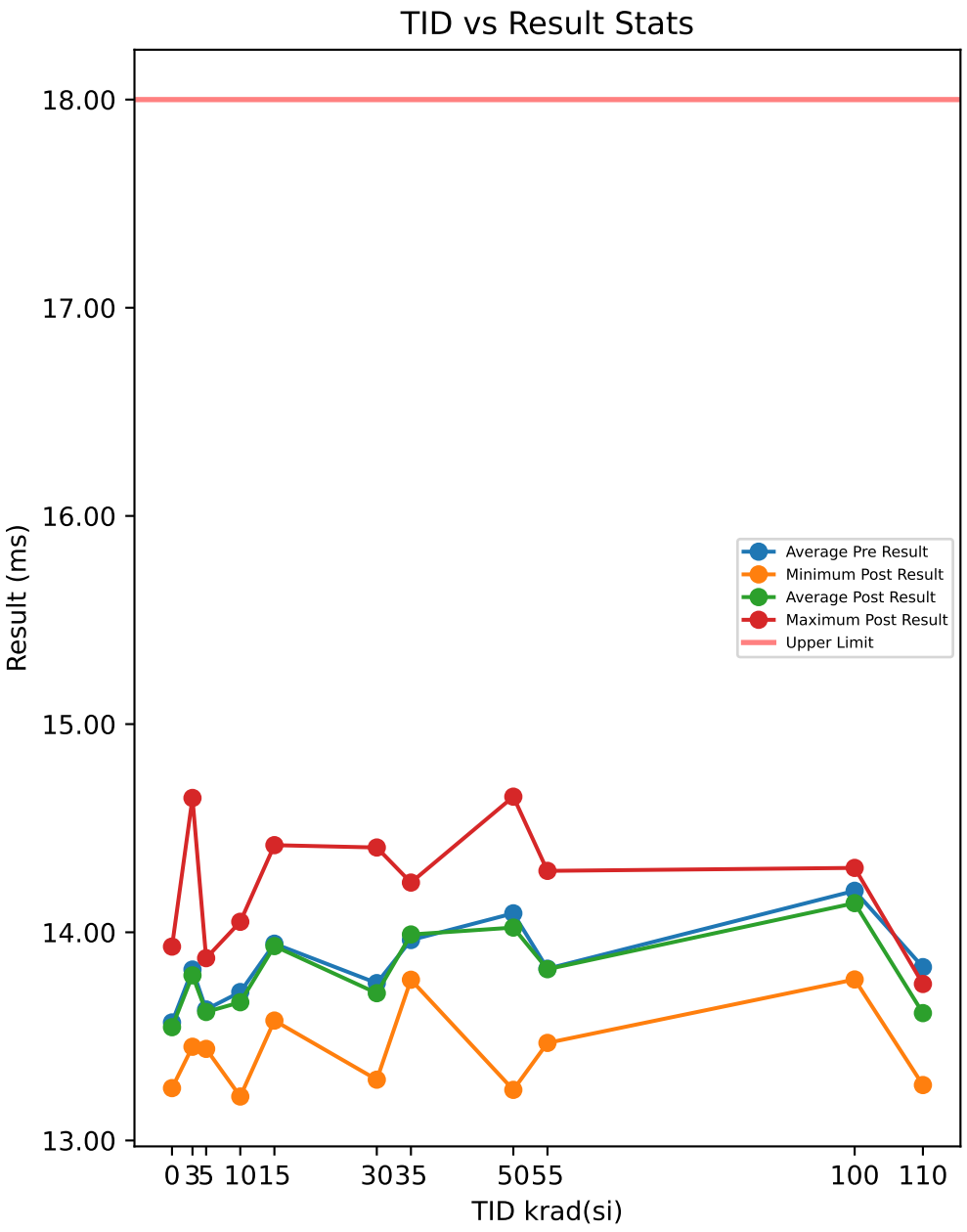

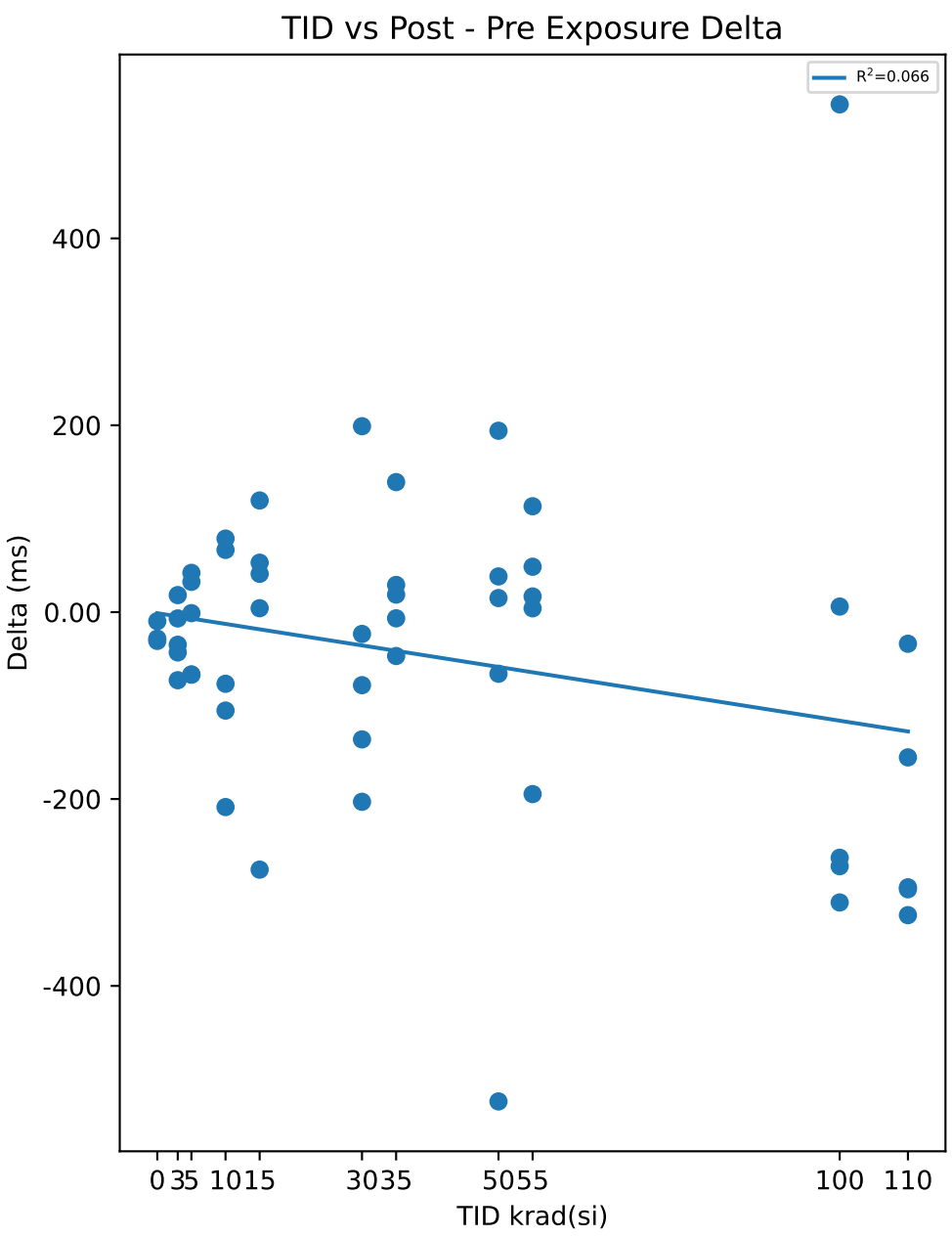

Test Results (Upper Limit = 18.0 (ms))

Serial #	krad(si)	Exposure Conditions	Pre Result	Post Result	Delta
1	0	CU1	13.459	13.449	-9.6441
2	0	CU2	13.96	13.931	-28.345
3	0	CU3	13.282	13.251	-30.802
10	3	3krad Unbiased	13.612	13.605	-6.729
11	3	3krad Unbiased	13.493	13.45	-43.122
12	3	3krad Unbiased	13.565	13.53	-34.899
13	3	3krad Unbiased	14.627	14.645	18.222
14	3	3krad Unbiased	13.808	13.735	-72.86
15	5	3krad Biased	13.807	13.84	32.439
16	5	3krad Biased	13.507	13.44	-66.736
17	5	3krad Biased	13.398	13.44	42.02
18	5	3krad Biased	13.557	13.49	-66.887
19	5	3krad Biased	13.877	13.876	-1.09
20	10	10krad Unbiased	13.884	13.962	78.7
21	10	10krad Unbiased	13.582	13.649	66.599
22	10	10krad Unbiased	13.656	13.447	-208.61
23	10	10krad Unbiased	13.316	13.211	-105.34
24	10	10krad Unbiased	14.127	14.05	-76.673
25	15	10krad Biased	13.854	13.859	4.1955
26	15	10krad Biased	13.804	13.845	41.003
27	15	10krad Biased	14.366	14.419	52.896
28	15	10krad Biased	13.456	13.576	119.5
29	15	10krad Biased	14.246	13.97	-275.57
30	30	30krad Unbiased	13.615	13.478	-136.18
31	30	30krad Unbiased	13.691	13.668	-23.341
32	30	30krad Unbiased	14.208	14.407	198.98
33	30	30krad Unbiased	13.77	13.692	-78.166
34	30	30krad Unbiased	13.495	13.292	-202.98
35	35	30krad Biased	13.933	13.962	29.096
36	35	30krad Biased	13.779	13.772	-6.6133
37	35	30krad Biased	13.91	13.929	18.763
38	35	30krad Biased	14.286	14.239	-46.966
39	35	30krad Biased	13.906	14.045	139.16
40	50	50krad Unbiased	13.959	13.974	15.067
41	50	50krad Unbiased	13.495	13.689	194.12
42	50	50krad Unbiased	14.622	14.556	-65.963
43	50	50krad Unbiased	14.613	14.651	38.216
44	50	50krad Unbiased	13.767	13.243	-523.63
45	55	50krad Biased	14.291	14.295	4.0884
46	55	50krad Biased	13.452	13.469	16.76
47	55	50krad Biased	13.691	13.804	113.33
48	55	50krad Biased	13.729	13.777	48.581
49	55	50krad Biased	13.963	13.768	-194.72
50	100	100krad Unbiased	13.74	14.283	543.4
51	100	100krad Unbiased	14.238	14.244	5.9526
52	100	100krad Unbiased	14.363	14.091	-271.91
53	100	100krad Unbiased	14.572	14.309	-262.89
54	100	100krad Unbiased	14.084	13.773	-310.71
55	110	100krad Biased	14.046	13.752	-294.49
56	110	100krad Biased	14.008	13.712	-296.58
57	110	100krad Biased	13.842	13.687	-155.44
58	110	100krad Biased	13.967	13.642	-324.29
59	110	100krad Biased	13.3	13.266	-33.834

Test Statistics (ms)

krad(si)	Pre Exposure Min	Pre Exposure Avg	Pre Exposure Max	Pre Exposure Std	Post Exposure Min	Post Exposure Avg	Post Exposure Max	Post Exposure Std	Min Delta	Avg Delta	Max Delta	Std Delta
0	13.282	13.567	13.96	0.35133	13.251	13.544	13.931	0.34964	-30.802	-22.93	-9.6441	11.572
3	13.493	13.821	14.627	0.46539	13.45	13.793	14.645	0.48771	-72.86	-27.878	18.222	34.92
5	13.398	13.629	13.877	0.20407	13.44	13.617	13.876	0.22093	-66.887	-12.051	42.02	52.489
10	13.316	13.713	14.127	0.3075	13.211	13.664	14.05	0.35022	-208.61	-49.065	78.7	121.54
15	13.456	13.945	14.366	0.36546	13.576	13.934	14.419	0.30737	-275.57	-11.597	119.5	153.33
30	13.495	13.756	14.208	0.27254	13.292	13.708	14.407	0.42327	-202.98	-48.337	198.98	153.55
35	13.779	13.963	14.286	0.19046	13.772	13.989	14.239	0.17102	-46.966	26.687	139.16	69.375
50	13.495	14.091	14.622	0.50802	13.243	14.023	14.651	0.59179	-523.63	-68.439	194.12	271.33
55	13.452	13.825	14.291	0.31721	13.469	13.823	14.295	0.29743	-194.72	-2.392	113.33	115.53
100	13.74	14.199	14.572	0.313	13.773	14.14	14.309	0.22177	-310.71	-59.231	543.4	359.64
110	13.3	13.833	14.046	0.30749	13.266	13.612	13.752	0.19719	-324.29	-220.93	-33.834	123.6

Device Test: 65.5 LEAK|/EN/CURRENT///5/@I_EN_LKG

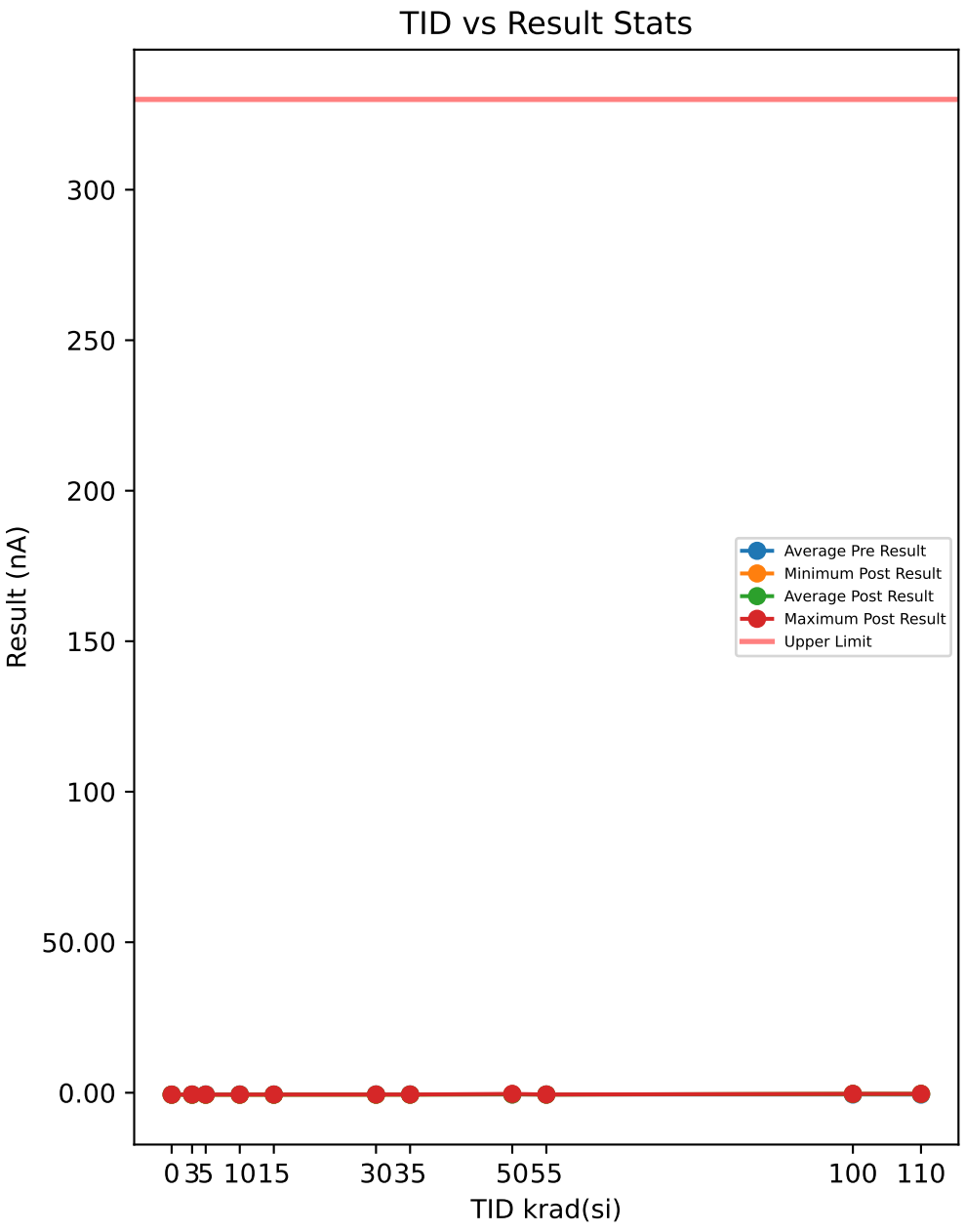

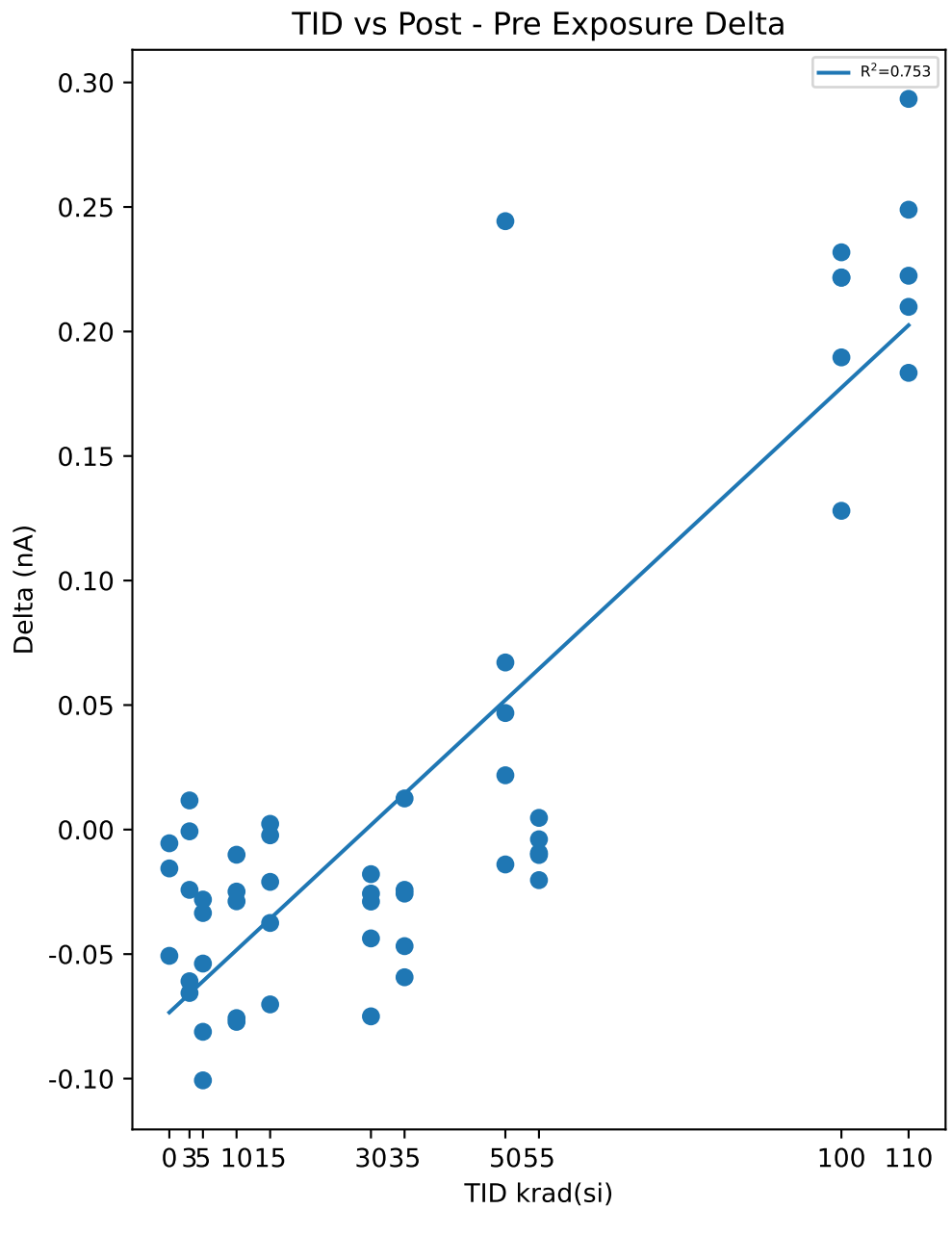

Test Results (Upper Limit = 330.0 (nA))

Serial #	krad(si)	Exposure Conditions	Pre Result	Post Result	Delta
1	0	CU1	-0.6047	-0.6203	-0.0156
2	0	CU2	-0.6421	-0.6476	-0.0055
3	0	CU3	-0.5766	-0.6273	-0.0507
10	3	3krad Unbiased	-0.6054	-0.6663	-0.0609
11	3	3krad Unbiased	-0.6234	-0.6476	-0.0242
12	3	3krad Unbiased	-0.6484	-0.6491	-0.0007
13	3	3krad Unbiased	-0.5703	-0.6359	-0.0656
14	3	3krad Unbiased	-0.5891	-0.5774	0.0117
15	5	3krad Biased	-0.5688	-0.5969	-0.0281
16	5	3krad Biased	-0.5656	-0.6468	-0.0812
17	5	3krad Biased	-0.582	-0.6827	-0.1007
18	5	3krad Biased	-0.5688	-0.6226	-0.0538
19	5	3krad Biased	-0.5891	-0.6226	-0.0335
20	10	10krad Unbiased	-0.5852	-0.614	-0.0288
21	10	10krad Unbiased	-0.5602	-0.6374	-0.0772
22	10	10krad Unbiased	-0.5735	-0.5984	-0.0249
23	10	10krad Unbiased	-0.5914	-0.6671	-0.0757
24	10	10krad Unbiased	-0.5891	-0.5992	-0.0101
25	15	10krad Biased	-0.5883	-0.5906	-0.0023
26	15	10krad Biased	-0.5766	-0.5976	-0.021
27	15	10krad Biased	-0.5961	-0.6663	-0.0702
28	15	10krad Biased	-0.6218	-0.6195	0.0023
29	15	10krad Biased	-0.6031	-0.6406	-0.0375
30	30	30krad Unbiased	-0.5774	-0.5953	-0.0179
31	30	30krad Unbiased	-0.5867	-0.6304	-0.0437
32	30	30krad Unbiased	-0.5836	-0.6125	-0.0289
33	30	30krad Unbiased	-0.5485	-0.5742	-0.0257
34	30	30krad Unbiased	-0.5859	-0.6609	-0.075
35	35	30krad Biased	-0.6008	-0.5883	0.0125
36	35	30krad Biased	-0.5742	-0.6335	-0.0593
37	35	30krad Biased	-0.5696	-0.6164	-0.0468
38	35	30krad Biased	-0.6008	-0.625	-0.0242
39	35	30krad Biased	-0.5532	-0.5789	-0.0257
40	50	50krad Unbiased	-0.529	-0.543	-0.014
41	50	50krad Unbiased	-0.6234	-0.5563	0.0671
42	50	50krad Unbiased	-0.5875	-0.5407	0.0468
43	50	50krad Unbiased	-0.5711	-0.5493	0.0218
44	50	50krad Unbiased	-0.6211	-0.3768	0.2443
45	55	50krad Biased	-0.5937	-0.6031	-0.0094
46	55	50krad Biased	-0.625	-0.6203	0.0047
47	55	50krad Biased	-0.5703	-0.5742	-0.0039
48	55	50krad Biased	-0.5859	-0.6062	-0.0203
49	55	50krad Biased	-0.5906	-0.6008	-0.0102
50	100	100krad Unbiased	-0.5415	-0.4135	0.128
51	100	100krad Unbiased	-0.6382	-0.4166	0.2216
52	100	100krad Unbiased	-0.6195	-0.3877	0.2318
53	100	100krad Unbiased	-0.5563	-0.3667	0.1896
54	100	100krad Unbiased	-0.593	-0.3713	0.2217
55	110	100krad Biased	-0.5992	-0.4158	0.1834
56	110	100krad Biased	-0.5984	-0.376	0.2224
57	110	100krad Biased	-0.5797	-0.3698	0.2099
58	110	100krad Biased	-0.6694	-0.376	0.2934
59	110	100krad Biased	-0.6218	-0.3729	0.2489

Test Statistics (nA)

krad(si)	Pre Exposure Min	Pre Exposure Avg	Pre Exposure Max	Pre Exposure Std	Post Exposure Min	Post Exposure Avg	Post Exposure Max	Post Exposure Std	Min Delta	Avg Delta	Max Delta	Std Delta
0	-0.6421	-0.6078	-0.5766	0.03286	-0.6476	-0.63173	-0.6203	0.01418	-0.0507	-0.023933	-0.0055	0.023724
3	-0.6484	-0.60732	-0.5703	0.030217	-0.6663	-0.63526	-0.5774	0.034116	-0.0656	-0.02794	0.0117	0.034756
5	-0.5891	-0.57486	-0.5656	0.010161	-0.6827	-0.63432	-0.5969	0.032293	-0.1007	-0.05946	-0.0281	0.031076
10	-0.5914	-0.57988	-0.5602	0.012981	-0.6671	-0.62322	-0.5984	0.029174	-0.0772	-0.04334	-0.0101	0.031024
15	-0.6218	-0.59718	-0.5766	0.016917	-0.6663	-0.62292	-0.5906	0.031192	-0.0702	-0.02574	0.0023	0.029467
30	-0.5867	-0.57642	-0.5485	0.016028	-0.6609	-0.61466	-0.5742	0.033175	-0.075	-0.03824	-0.0179	0.022579
35	-0.6008	-0.57972	-0.5532	0.020766	-0.6335	-0.60842	-0.5789	0.023685	-0.0593	-0.0287	0.0125	0.027343
50	-0.6234	-0.58642	-0.529	0.039061	-0.5563	-0.51322	-0.3768	0.076502	-0.014	0.0732	0.2443	0.10032
55	-0.625	-0.5931	-0.5703	0.019974	-0.6203	-0.60092	-0.5742	0.01675	-0.0203	-0.00782	0.0047	0.0091655
100	-0.6382	-0.5897	-0.5415	0.040896	-0.4166	-0.39116	-0.3667	0.023189	0.128	0.19854	0.2318	0.042515
110	-0.6694	-0.6137	-0.5797	0.034527	-0.4158	-0.3821	-0.3698	0.019013	0.1834	0.2316	0.2934	0.041825

Device Test: 65.6 ENABLE|/EN/RISE///5/@V_EN_RISING

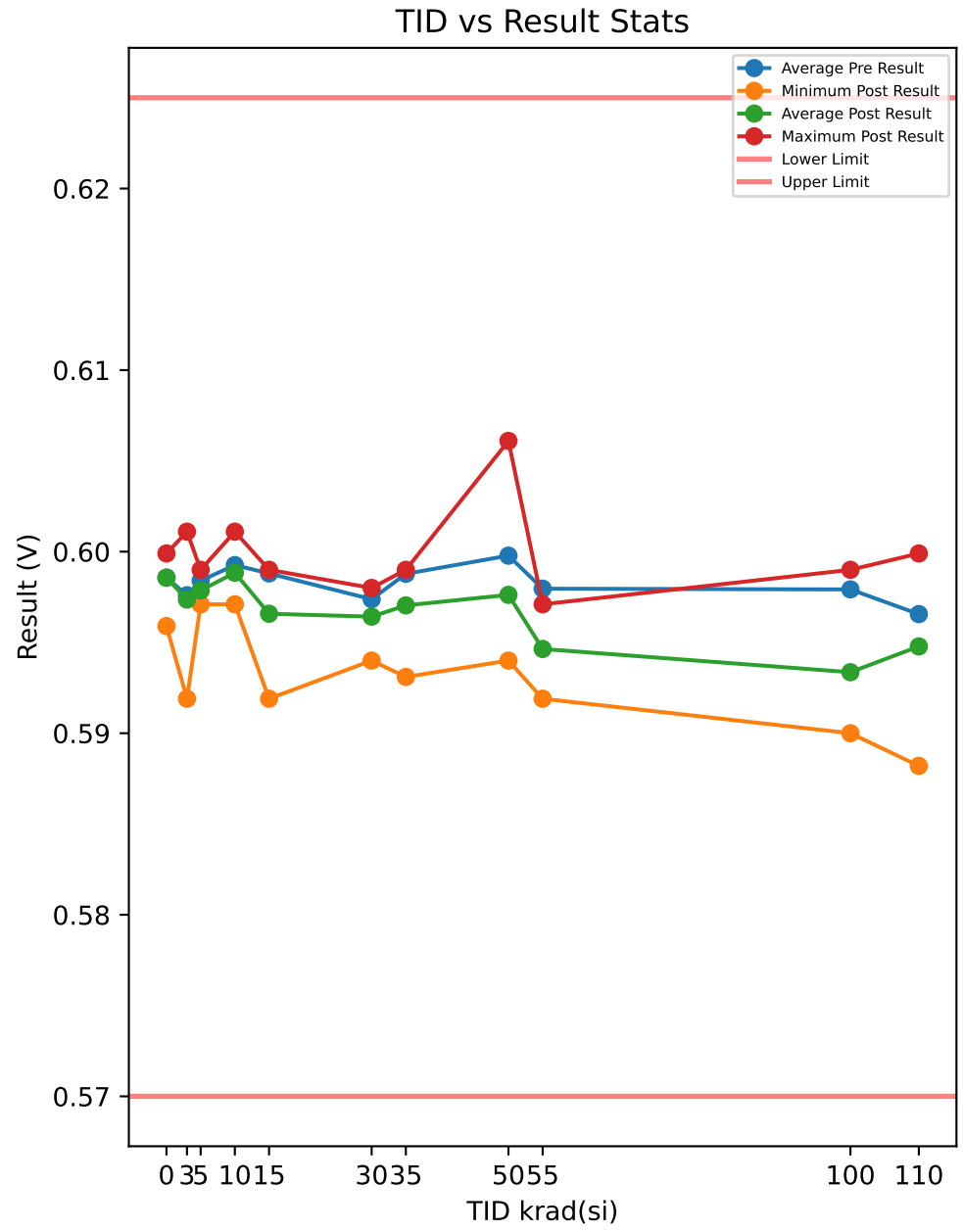

Test Results (Lower Limit = 0.57, Upper Limit = 0.625 (V))

Serial #	krad(si)	Exposure Conditions	Pre Result	Post Result	Delta
1	0	CU1	0.5999	0.5999	0
2	0	CU2	0.5959	0.5959	0
3	0	CU3	0.5999	0.5999	0
10	3	3krad Unbiased	0.5931	0.5919	-0.0012
11	3	3krad Unbiased	0.5999	0.5999	0
12	3	3krad Unbiased	0.6011	0.6011	0
13	3	3krad Unbiased	0.5999	0.5999	0
14	3	3krad Unbiased	0.594	0.594	0
15	5	3krad Biased	0.598	0.5971	-0.0009
16	5	3krad Biased	0.598	0.5971	-0.0009
17	5	3krad Biased	0.599	0.599	0
18	5	3krad Biased	0.599	0.599	0
19	5	3krad Biased	0.598	0.5971	-0.0009
20	10	10krad Unbiased	0.598	0.5971	-0.0009
21	10	10krad Unbiased	0.6011	0.5999	-0.0012
22	10	10krad Unbiased	0.6011	0.6011	0
23	10	10krad Unbiased	0.599	0.599	0
24	10	10krad Unbiased	0.5971	0.5971	0
25	15	10krad Biased	0.5971	0.5971	0
26	15	10krad Biased	0.5959	0.5959	0
27	15	10krad Biased	0.599	0.599	0
28	15	10krad Biased	0.5999	0.599	-0.0009
29	15	10krad Biased	0.6021	0.5919	-0.0102
30	30	30krad Unbiased	0.5959	0.595	-0.0009
31	30	30krad Unbiased	0.599	0.598	-0.001
32	30	30krad Unbiased	0.599	0.598	-0.001
33	30	30krad Unbiased	0.595	0.594	-0.001
34	30	30krad Unbiased	0.598	0.5971	-0.0009
35	35	30krad Biased	0.5999	0.598	-0.0019
36	35	30krad Biased	0.5971	0.5971	0
37	35	30krad Biased	0.5999	0.599	-0.0009
38	35	30krad Biased	0.5971	0.5931	-0.004
39	35	30krad Biased	0.5999	0.598	-0.0019
40	50	50krad Unbiased	0.6089	0.6061	-0.0028
41	50	50krad Unbiased	0.5959	0.595	-0.0009
42	50	50krad Unbiased	0.5971	0.594	-0.0031
43	50	50krad Unbiased	0.5999	0.5971	-0.0028
44	50	50krad Unbiased	0.5971	0.5959	-0.0012
45	55	50krad Biased	0.5999	0.594	-0.0059
46	55	50krad Biased	0.594	0.5919	-0.0021
47	55	50krad Biased	0.598	0.5971	-0.0009
48	55	50krad Biased	0.5999	0.5971	-0.0028
49	55	50krad Biased	0.598	0.5931	-0.0049
50	100	100krad Unbiased	0.5959	0.59	-0.0059
51	100	100krad Unbiased	0.5959	0.59	-0.0059
52	100	100krad Unbiased	0.5959	0.5919	-0.004
53	100	100krad Unbiased	0.6039	0.599	-0.0049
54	100	100krad Unbiased	0.598	0.5959	-0.0021
55	110	100krad Biased	0.598	0.595	-0.003
56	110	100krad Biased	0.595	0.5909	-0.0041
57	110	100krad Biased	0.6039	0.5999	-0.004
58	110	100krad Biased	0.594	0.5999	0.0059
59	110	100krad Biased	0.5919	0.5882	-0.0037

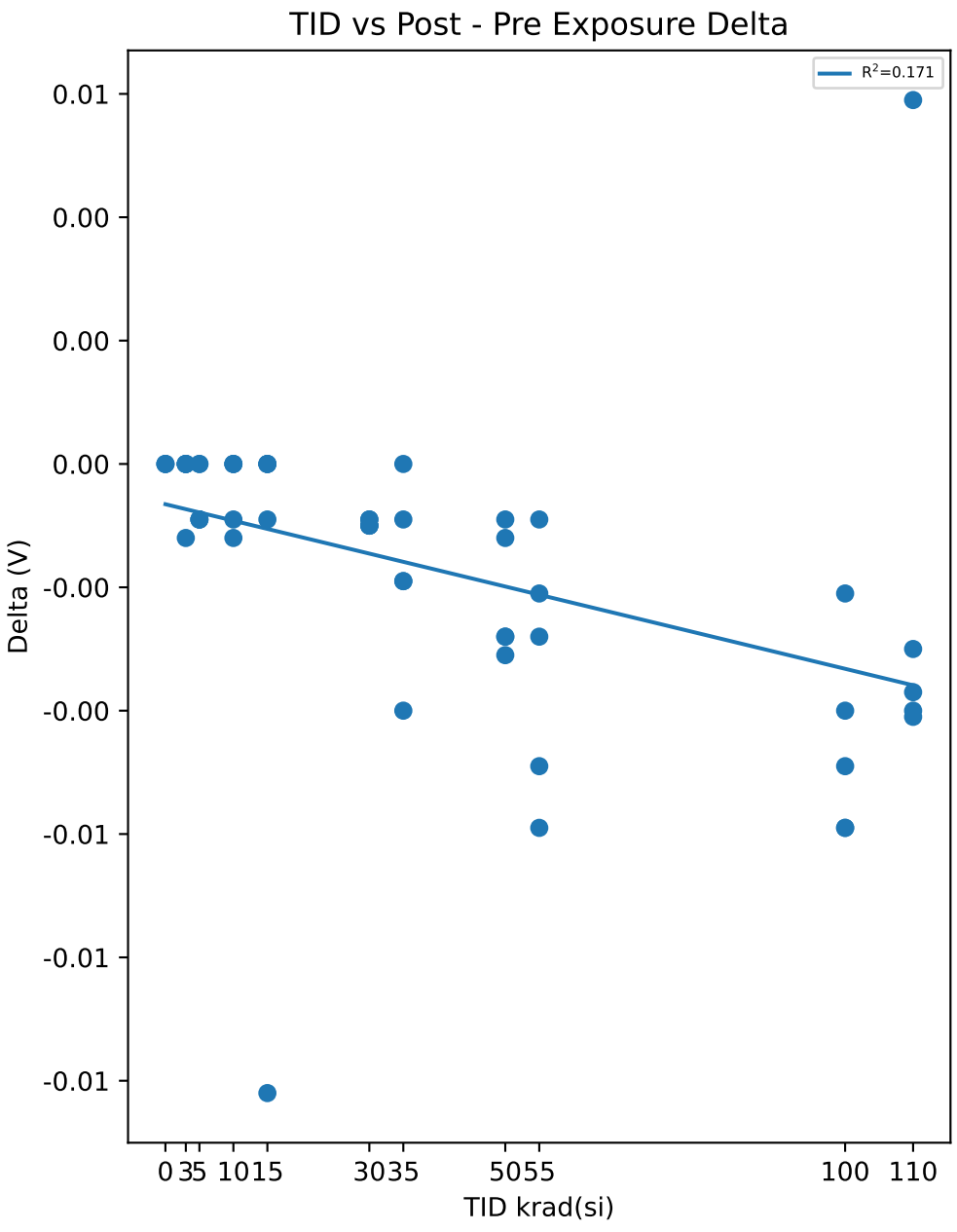

Test Statistics (V)

krad(si)	Pre Exposure Min	Pre Exposure Avg	Pre Exposure Max	Pre Exposure Std	Post Exposure Min	Post Exposure Avg	Post Exposure Max	Post Exposure Std	Min Delta	Avg Delta	Max Delta	Std Delta
0	0.5959	0.59857	0.5999	0.0023094	0.5959	0.59857	0.5999	0.0023094	0	0	0	0
3	0.5931	0.5976	0.6011	0.003743	0.5919	0.59736	0.6011	0.0041229	-0.0012	-0.00024	0	0.00053666
5	0.598	0.5984	0.599	0.00054772	0.5971	0.59786	0.599	0.0010407	-0.0009	-0.00054	0	0.00049295
10	0.5971	0.59926	0.6011	0.0018091	0.5971	0.59884	0.6011	0.0017544	-0.0012	-0.00042	0	0.00058481
15	0.5959	0.5988	0.6021	0.0024207	0.5919	0.59658	0.599	0.0029304	-0.0102	-0.00222	0	0.0044779
30	0.595	0.59738	0.599	0.0018363	0.594	0.59642	0.598	0.0018254	-0.001	-0.00096	-0.0009	5.4772e-05
35	0.5971	0.59878	0.5999	0.0015336	0.5931	0.59704	0.599	0.0023028	-0.004	-0.00174	0	0.001491
50	0.5959	0.59978	0.6089	0.0053058	0.594	0.59762	0.6061	0.0048762	-0.0031	-0.00216	-0.0009	0.0010262
55	0.594	0.59796	0.5999	0.0024089	0.5919	0.59464	0.5971	0.002366	-0.0059	-0.00332	-0.0009	0.0020474
100	0.5959	0.59792	0.6039	0.0034644	0.59	0.59336	0.599	0.0039677	-0.0059	-0.00456	-0.0021	0.0015868
110	0.5919	0.59656	0.6039	0.0046544	0.5882	0.59478	0.5999	0.0052637	-0.0041	-0.00178	0.0059	0.0043147

Device Test: 65.7 ENABLE|/EN/FALL///5/@V_EN_FALLING

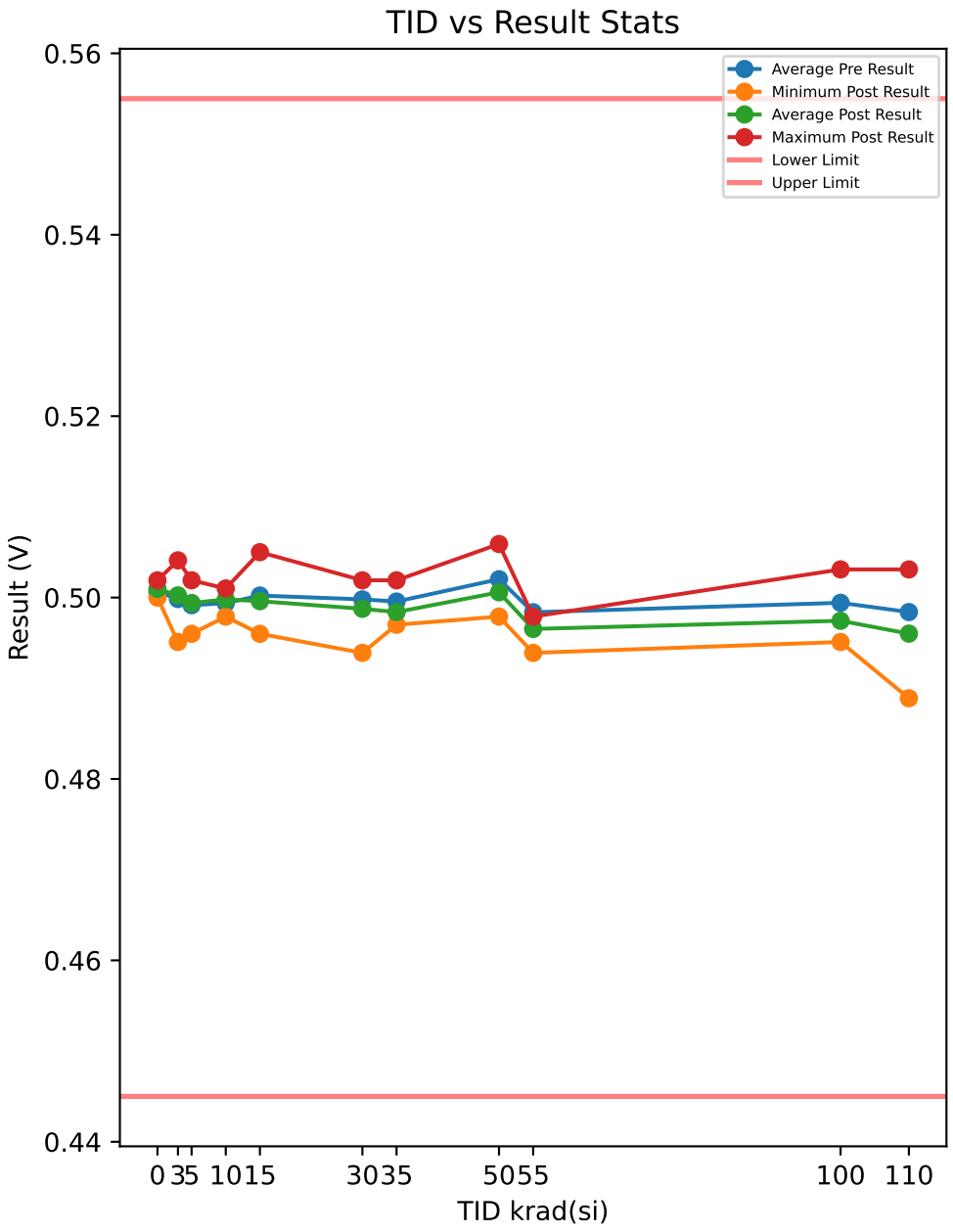

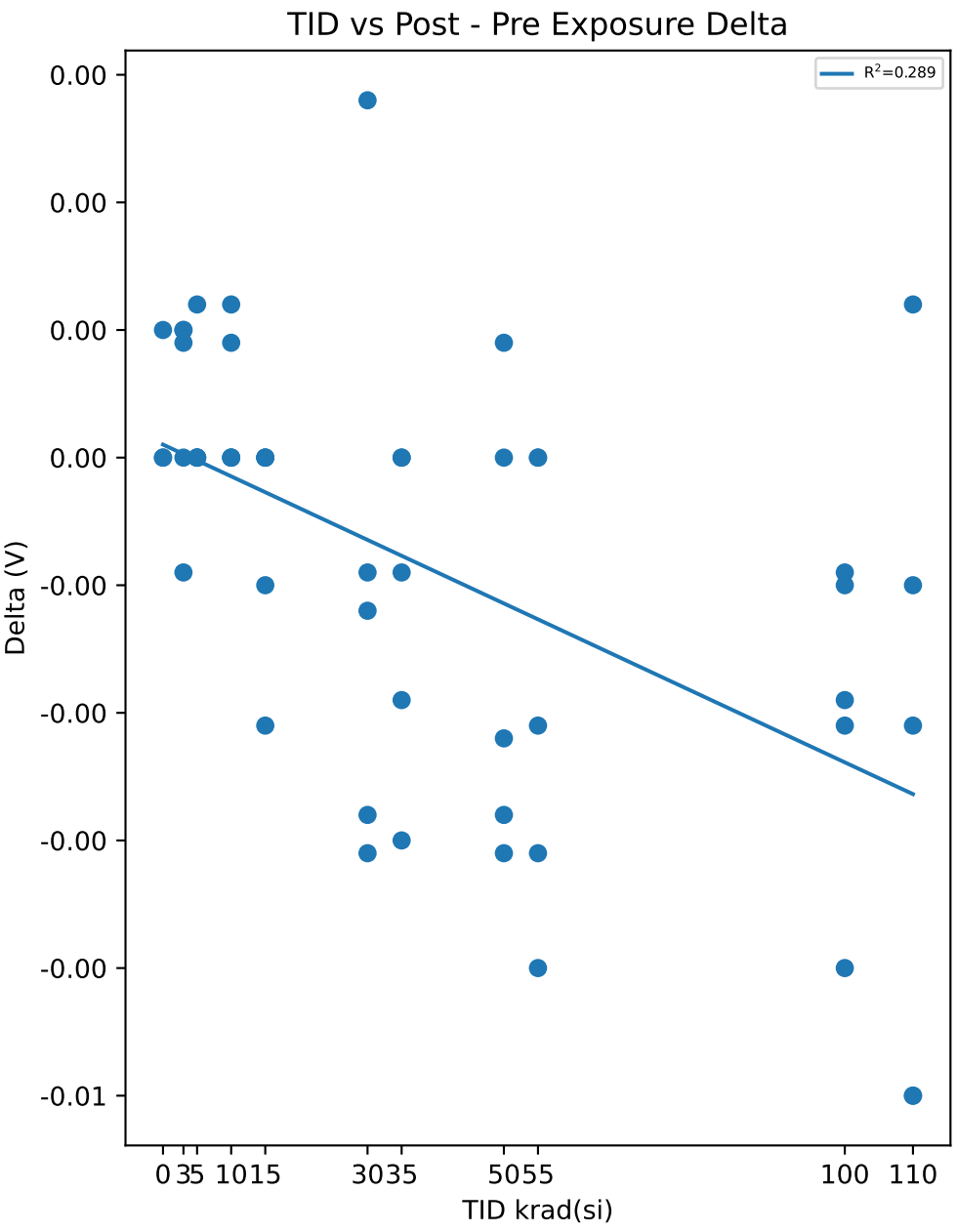

Test Results (Lower Limit = 0.445, Upper Limit = 0.555 (V))

Serial #	krad(si)	Exposure Conditions	Pre Result	Post Result	Delta
1	0	CU1	0.5019	0.5019	0
2	0	CU2	0.5	0.5	0
3	0	CU3	0.5	0.501	0.001
10	3	3krad Unbiased	0.496	0.4951	-0.0009
11	3	3krad Unbiased	0.4991	0.5	0.0009
12	3	3krad Unbiased	0.5031	0.5041	0.001
13	3	3krad Unbiased	0.5031	0.5041	0.001
14	3	3krad Unbiased	0.4979	0.4979	0
15	5	3krad Biased	0.5	0.5	0
16	5	3krad Biased	0.496	0.496	0
17	5	3krad Biased	0.4979	0.4991	0.0012
18	5	3krad Biased	0.5019	0.5019	0
19	5	3krad Biased	0.5	0.5	0
20	10	10krad Unbiased	0.4979	0.4991	0.0012
21	10	10krad Unbiased	0.501	0.501	0
22	10	10krad Unbiased	0.4991	0.5	0.0009
23	10	10krad Unbiased	0.4979	0.4979	0
24	10	10krad Unbiased	0.501	0.501	0
25	15	10krad Biased	0.4991	0.4991	0
26	15	10krad Biased	0.497	0.496	-0.001
27	15	10krad Biased	0.5	0.5	0
28	15	10krad Biased	0.505	0.505	0
29	15	10krad Biased	0.5	0.4979	-0.0021
30	30	30krad Unbiased	0.497	0.4939	-0.0031
31	30	30krad Unbiased	0.5031	0.5019	-0.0012
32	30	30krad Unbiased	0.5019	0.4991	-0.0028
33	30	30krad Unbiased	0.4991	0.5019	0.0028
34	30	30krad Unbiased	0.4979	0.497	-0.0009
35	35	30krad Biased	0.4979	0.497	-0.0009
36	35	30krad Biased	0.497	0.497	0
37	35	30krad Biased	0.501	0.4991	-0.0019
38	35	30krad Biased	0.5	0.497	-0.003
39	35	30krad Biased	0.5019	0.5019	0
40	50	50krad Unbiased	0.5081	0.5059	-0.0022
41	50	50krad Unbiased	0.5	0.5	0
42	50	50krad Unbiased	0.4991	0.5	0.0009
43	50	50krad Unbiased	0.5019	0.4991	-0.0028
44	50	50krad Unbiased	0.501	0.4979	-0.0031
45	55	50krad Biased	0.4979	0.4979	0
46	55	50krad Biased	0.4979	0.4939	-0.004
47	55	50krad Biased	0.4991	0.497	-0.0021
48	55	50krad Biased	0.4991	0.496	-0.0031
49	55	50krad Biased	0.4979	0.4979	0
50	100	100krad Unbiased	0.4991	0.4951	-0.004
51	100	100krad Unbiased	0.4979	0.496	-0.0019
52	100	100krad Unbiased	0.496	0.4951	-0.0009
53	100	100krad Unbiased	0.5041	0.5031	-0.001
54	100	100krad Unbiased	0.5	0.4979	-0.0021
55	110	100krad Biased	0.4991	0.497	-0.0021
56	110	100krad Biased	0.497	0.492	-0.005
57	110	100krad Biased	0.5041	0.5031	-0.001
58	110	100krad Biased	0.4979	0.4991	0.0012
59	110	100krad Biased	0.4939	0.4889	-0.005

Test Statistics (V)

krad(si)	Pre Exposure Min	Pre Exposure Avg	Pre Exposure Max	Pre Exposure Std	Post Exposure Min	Post Exposure Avg	Post Exposure Max	Post Exposure Std	Min Delta	Avg Delta	Max Delta	Std Delta
0	0.5	0.50063	0.5019	0.001097	0.5	0.50097	0.5019	0.00095044	0	0.00033333	0.001	0.00057735
3	0.496	0.49984	0.5031	0.0031746	0.4951	0.50024	0.5041	0.0039291	-0.0009	0.0004	0.001	0.00083964
5	0.496	0.49916	0.5019	0.0022634	0.496	0.4994	0.5019	0.0021575	0	0.00024	0.0012	0.00053666
10	0.4979	0.49938	0.501	0.0015579	0.4979	0.4998	0.501	0.0013248	0	0.00042	0.0012	0.00058481
15	0.497	0.50022	0.505	0.0029397	0.496	0.4996	0.505	0.0033697	-0.0021	-0.00062	0	0.00093381
30	0.497	0.4998	0.5031	0.0026096	0.4939	0.49876	0.5019	0.0034115	-0.0031	-0.00104	0.0028	0.0023522
35	0.497	0.49956	0.5019	0.0020647	0.497	0.4984	0.5019	0.0021575	-0.003	-0.00116	0	0.0012934
50	0.4991	0.50202	0.5081	0.0035577	0.4979	0.50058	0.5059	0.0030963	-0.0031	-0.00144	0.0009	0.0017841
55	0.4979	0.49838	0.4991	0.00065727	0.4939	0.49654	0.4979	0.0016712	-0.004	-0.00184	0	0.0018091
100	0.496	0.49942	0.5041	0.0030145	0.4951	0.49744	0.5031	0.0033642	-0.004	-0.00198	-0.0009	0.0012478
110	0.4939	0.4984	0.5041	0.0037229	0.4889	0.49602	0.5031	0.0056442	-0.005	-0.00238	0.0012	0.0026706

Device Test: 65.8 ENABLE|/EN/DELAY///5/@T_EN_DELAY

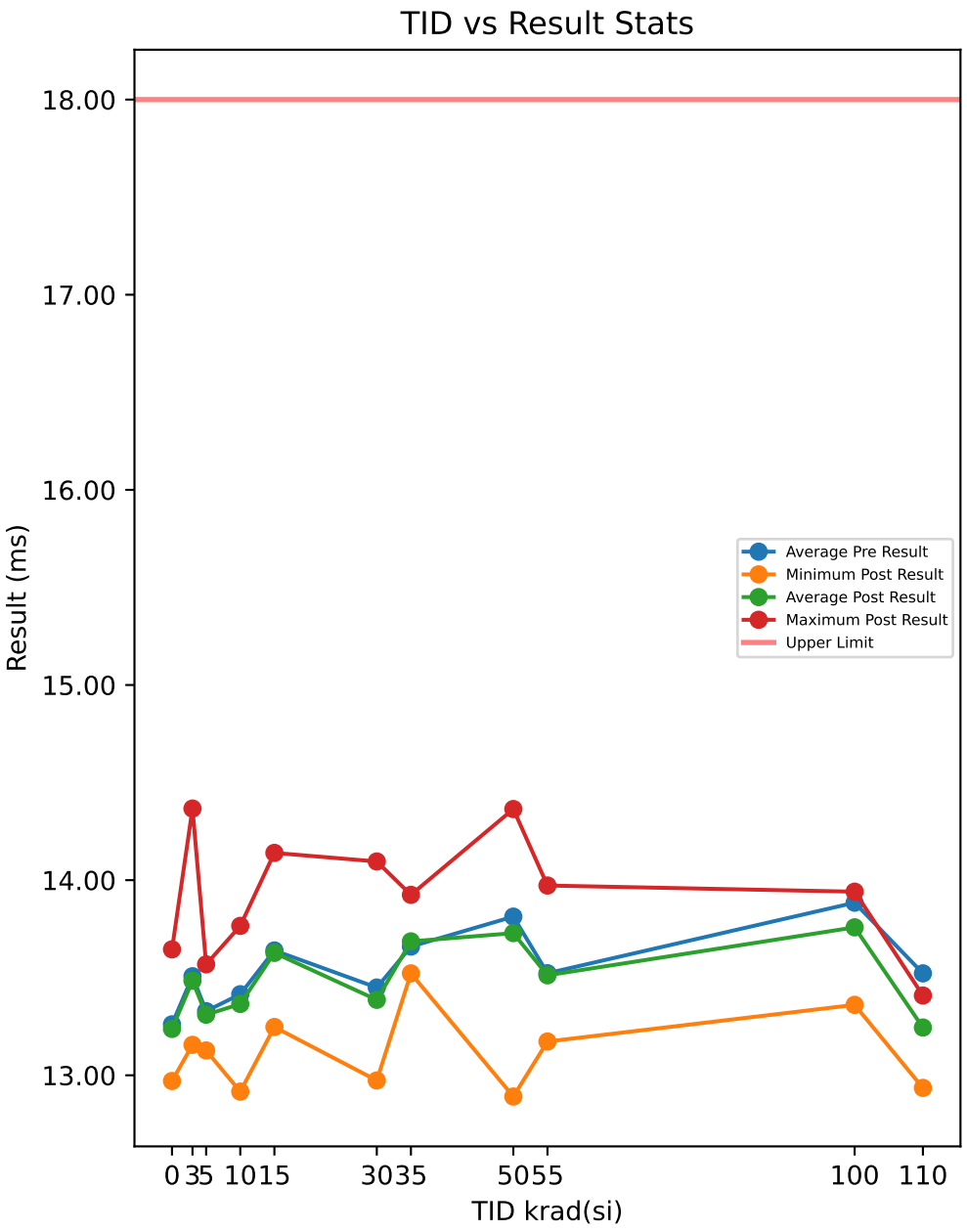

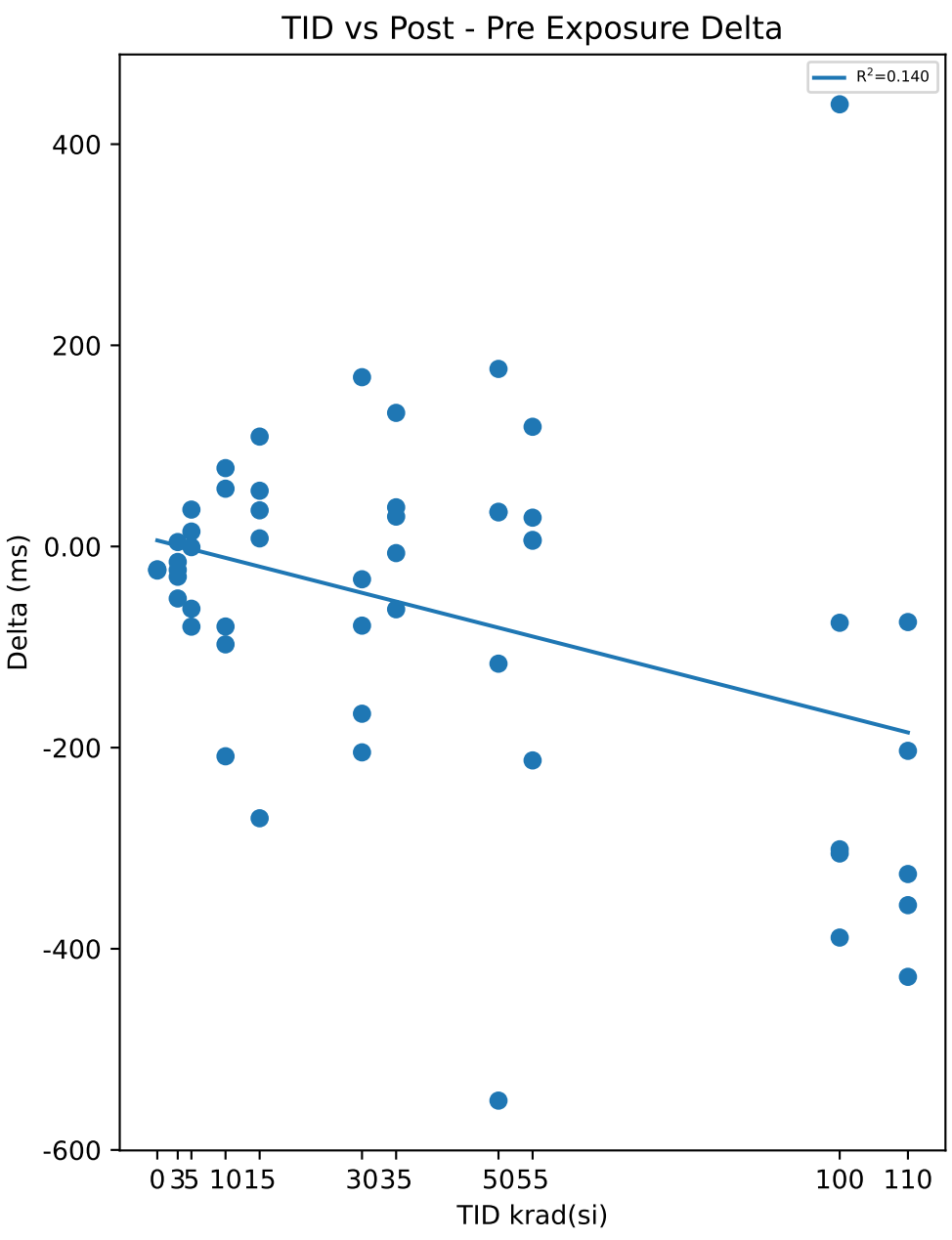

Test Results (Upper Limit = 18.0 (ms))

Serial #	krad(si)	Exposure Conditions	Pre Result	Post Result	Delta
1	0	CU1	13.121	13.097	-23.922
2	0	CU2	13.668	13.645	-22.701
3	0	CU3	12.994	12.971	-23.233
10	3	3krad Unbiased	13.257	13.242	-15.364
11	3	3krad Unbiased	13.179	13.156	-23.294
12	3	3krad Unbiased	13.243	13.213	-30.109
13	3	3krad Unbiased	14.362	14.367	4.404
14	3	3krad Unbiased	13.496	13.444	-51.718
15	5	3krad Biased	13.52	13.535	14.828
16	5	3krad Biased	13.207	13.127	-79.704
17	5	3krad Biased	13.098	13.135	36.675
18	5	3krad Biased	13.249	13.187	-61.899
19	5	3krad Biased	13.569	13.569	-0.6627
20	10	10krad Unbiased	13.602	13.659	57.451
21	10	10krad Unbiased	13.249	13.327	77.907
22	10	10krad Unbiased	13.368	13.159	-208.59
23	10	10krad Unbiased	13.014	12.916	-97.334
24	10	10krad Unbiased	13.845	13.766	-79.589
25	15	10krad Biased	13.556	13.564	8.0534
26	15	10krad Biased	13.491	13.527	35.934
27	15	10krad Biased	14.084	14.14	55.394
28	15	10krad Biased	13.138	13.247	109.25
29	15	10krad Biased	13.928	13.658	-270.23
30	30	30krad Unbiased	13.287	13.121	-166.28
31	30	30krad Unbiased	13.407	13.374	-32.611
32	30	30krad Unbiased	13.927	14.096	168.31
33	30	30krad Unbiased	13.448	13.369	-78.697
34	30	30krad Unbiased	13.178	12.973	-204.7
35	35	30krad Biased	13.643	13.682	38.948
36	35	30krad Biased	13.493	13.522	29.723
37	35	30krad Biased	13.579	13.573	-6.5795
38	35	30krad Biased	13.987	13.925	-62.439
39	35	30krad Biased	13.596	13.729	132.84
40	50	50krad Unbiased	13.728	13.763	34.524
41	50	50krad Unbiased	13.2	13.377	176.55
42	50	50krad Unbiased	14.364	14.248	-116.53
43	50	50krad Unbiased	14.33	14.364	33.894
44	50	50krad Unbiased	13.442	12.891	-550.97
45	55	50krad Biased	13.967	13.972	5.7386
46	55	50krad Biased	13.166	13.173	6.5024
47	55	50krad Biased	13.368	13.487	119.02
48	55	50krad Biased	13.422	13.451	28.653
49	55	50krad Biased	13.692	13.479	-212.7
50	100	100krad Unbiased	13.449	13.889	439.65
51	100	100krad Unbiased	13.958	13.882	-75.855
52	100	100krad Unbiased	14.023	13.718	-305.25
53	100	100krad Unbiased	14.242	13.941	-301.1
54	100	100krad Unbiased	13.75	13.361	-388.85
55	110	100krad Biased	13.765	13.409	-356.63
56	110	100krad Biased	13.694	13.369	-325.68
57	110	100krad Biased	13.492	13.289	-203.19
58	110	100krad Biased	13.649	13.221	-427.89
59	110	100krad Biased	13.01	12.935	-75.134

Test Statistics (ms)

krad(si)	Pre Exposure Min	Pre Exposure Avg	Pre Exposure Max	Pre Exposure Std	Post Exposure Min	Post Exposure Avg	Post Exposure Max	Post Exposure Std	Min Delta	Avg Delta	Max Delta	Std Delta
0	12.994	13.261	13.668	0.35812	12.971	13.238	13.645	0.35856	-23.922	-23.286	-22.701	0.61208
3	13.179	13.508	14.362	0.49273	13.156	13.484	14.367	0.50509	-51.718	-23.216	4.404	20.521
5	13.098	13.329	13.569	0.20535	13.127	13.31	13.569	0.22167	-79.704	-18.152	36.675	50.254
10	13.014	13.415	13.845	0.32052	12.916	13.365	13.766	0.35074	-208.59	-50.032	77.907	118.51
15	13.138	13.64	14.084	0.37459	13.247	13.627	14.14	0.32471	-270.23	-12.32	109.25	148.85
30	13.178	13.45	13.927	0.28729	12.973	13.387	14.096	0.43143	-204.7	-62.794	168.31	146.13
35	13.493	13.66	13.987	0.19099	13.522	13.686	13.925	0.15689	-62.439	26.499	132.84	71.551
50	13.2	13.813	14.364	0.52253	12.891	13.728	14.364	0.61239	-550.97	-84.505	176.55	280.6
55	13.166	13.523	13.967	0.31096	13.173	13.512	13.972	0.28829	-212.7	-10.559	119.02	122.22
100	13.449	13.884	14.242	0.29996	13.361	13.758	13.941	0.23732	-388.85	-126.28	439.65	337.03
110	13.01	13.522	13.765	0.3032	12.935	13.245	13.409	0.18745	-427.89	-277.71	-75.134	139.35

Device Test: 65.9 LEAK|/EN/CURRENT///6.3/@I_EN_LKG

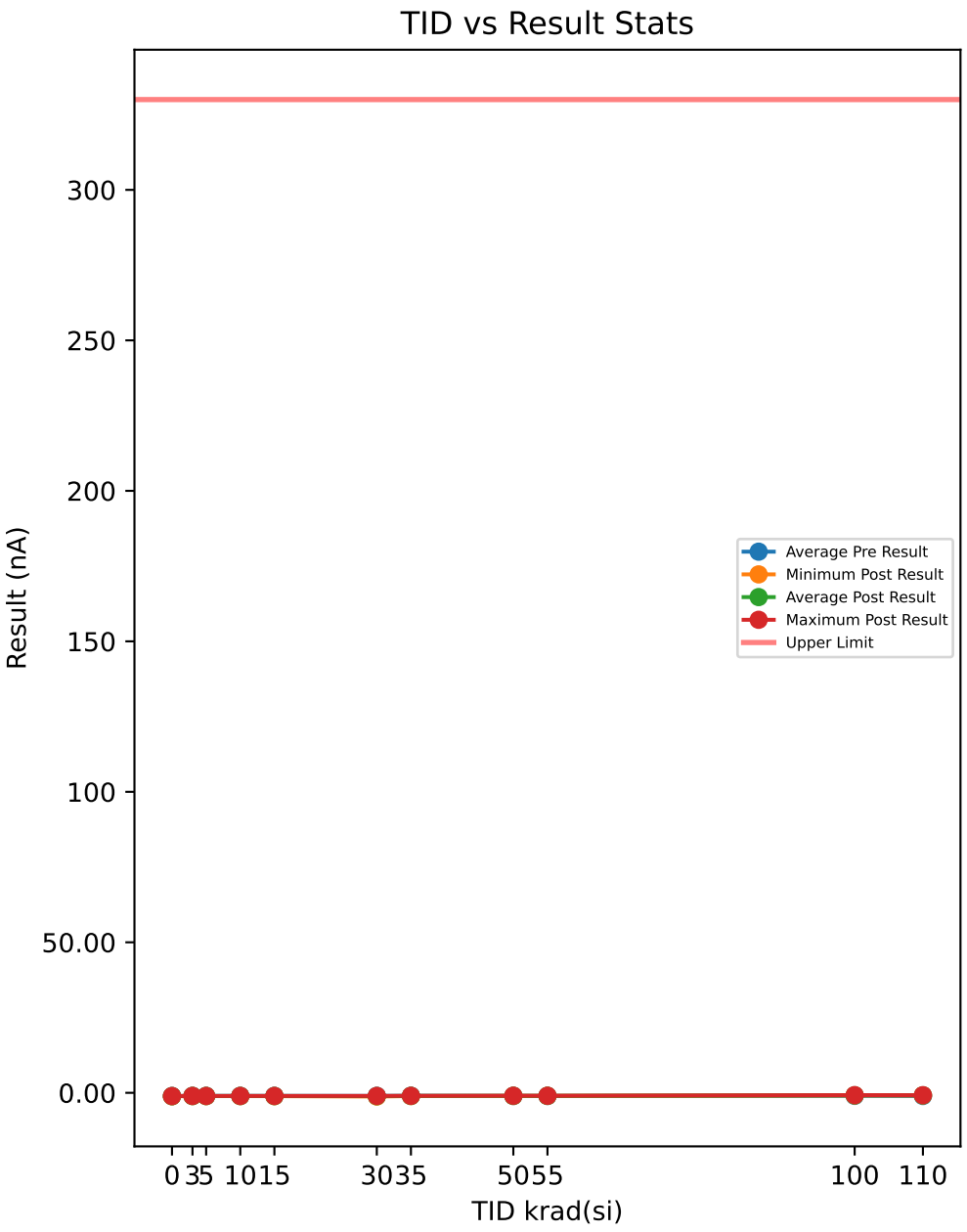

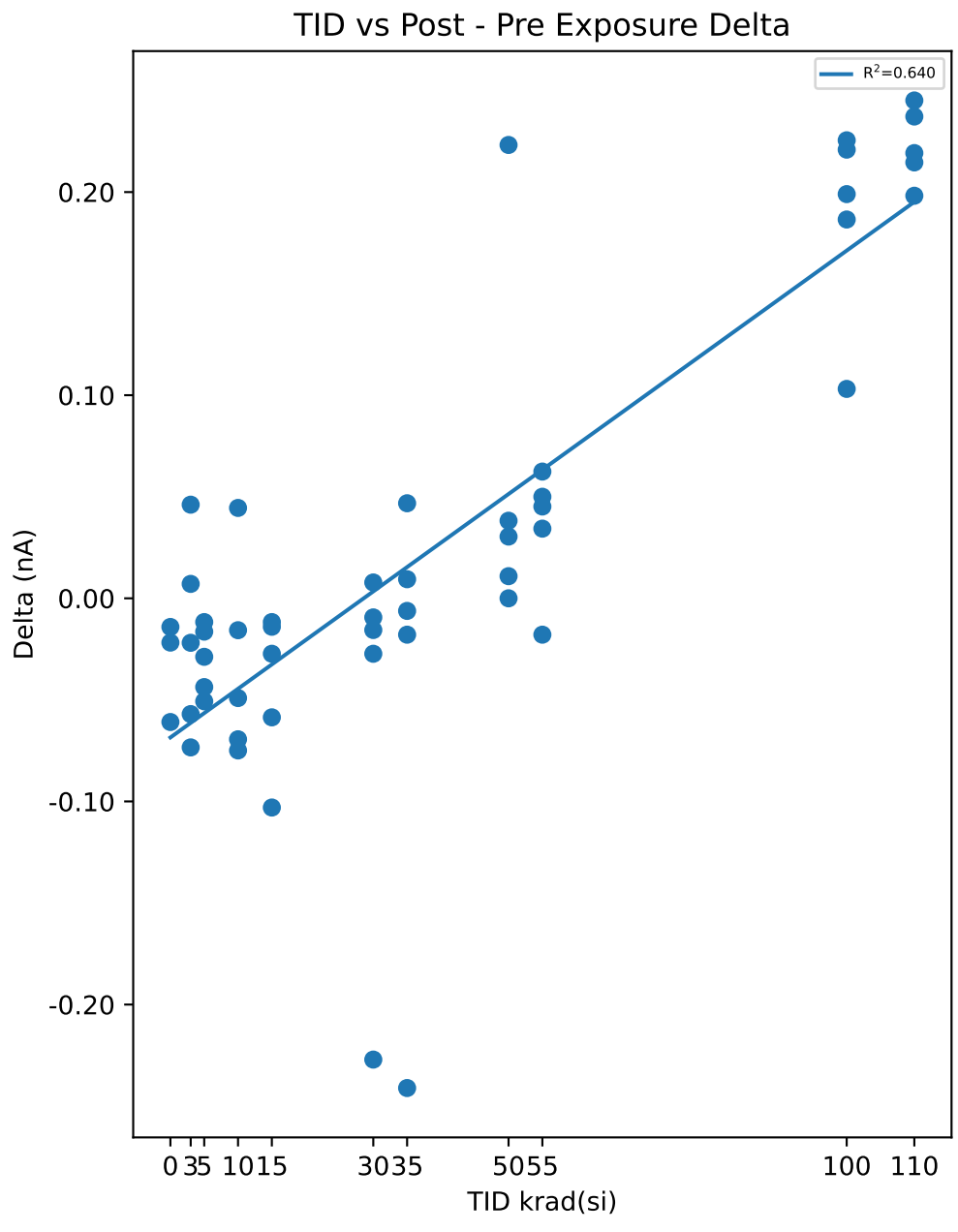

Test Results (Upper Limit = 330.0 (nA))

Serial #	krad(si)	Exposure Conditions	Pre Result	Post Result	Delta
1	0	CU1	-1.0713	-1.0854	-0.0141
2	0	CU2	-1.0885	-1.1494	-0.0609
3	0	CU3	-1.0573	-1.0791	-0.0218
10	3	3krad Unbiased	-0.9917	-1.0651	-0.0734
11	3	3krad Unbiased	-1.0323	-1.0893	-0.057
12	3	3krad Unbiased	-1.101	-1.0549	0.0461
13	3	3krad Unbiased	-1.0542	-1.0471	0.0071
14	3	3krad Unbiased	-1.012	-1.0339	-0.0219
15	5	3krad Biased	-1.0042	-1.0479	-0.0437
16	5	3krad Biased	-1.0464	-1.0752	-0.0288
17	5	3krad Biased	-1.0323	-1.0487	-0.0164
18	5	3krad Biased	-1.0464	-1.0581	-0.0117
19	5	3krad Biased	-1.044	-1.0947	-0.0507
20	10	10krad Unbiased	-0.9894	-1.0643	-0.0749
21	10	10krad Unbiased	-1.0471	-1.0628	-0.0157
22	10	10krad Unbiased	-1.0261	-1.0955	-0.0694
23	10	10krad Unbiased	-1.0823	-1.0378	0.0445
24	10	10krad Unbiased	-0.9941	-1.0432	-0.0491
25	15	10krad Biased	-0.9839	-1.0425	-0.0586
26	15	10krad Biased	-1.0362	-1.0635	-0.0273
27	15	10krad Biased	-0.991	-1.094	-0.103
28	15	10krad Biased	-1.1018	-1.1158	-0.014
29	15	10krad Biased	-1.0354	-1.0471	-0.0117
30	30	30krad Unbiased	-1.0011	-1.0284	-0.0273
31	30	30krad Unbiased	-1.0745	-1.0667	0.0078
32	30	30krad Unbiased	-1.0159	-1.0315	-0.0156
33	30	30krad Unbiased	-1.0128	-1.2399	-0.2271
34	30	30krad Unbiased	-1.0869	-1.0963	-0.0094
35	35	30krad Biased	-1.0721	-1.0253	0.0468
36	35	30krad Biased	-0.8419	-1.083	-0.2411
37	35	30krad Biased	-1.0409	-1.0471	-0.0062
38	35	30krad Biased	-1.0448	-1.0354	0.0094
39	35	30krad Biased	-0.9824	-1.0003	-0.0179
40	50	50krad Unbiased	-0.9636	-0.9636	0
41	50	50krad Unbiased	-1.0003	-0.9894	0.0109
42	50	50krad Unbiased	-1.005	-0.9746	0.0304
43	50	50krad Unbiased	-1.0401	-1.0019	0.0382
44	50	50krad Unbiased	-1.2836	-1.0604	0.2232
45	55	50krad Biased	-1.0643	-1.03	0.0343
46	55	50krad Biased	-1.0916	-1.0292	0.0624
47	55	50krad Biased	-1.0791	-1.0339	0.0452
48	55	50krad Biased	-0.9894	-1.0073	-0.0179
49	55	50krad Biased	-1.03	-0.98	0.05
50	100	100krad Unbiased	-0.9871	-0.884	0.1031
51	100	100krad Unbiased	-1.0589	-0.838	0.2209
52	100	100krad Unbiased	-1.044	-0.8185	0.2255
53	100	100krad Unbiased	-1.0362	-0.8497	0.1865
54	100	100krad Unbiased	-0.9699	-0.7709	0.199
55	110	100krad Biased	-1.0854	-0.8403	0.2451
56	110	100krad Biased	-1.0518	-0.8536	0.1982
57	110	100krad Biased	-1.0105	-0.7959	0.2146
58	110	100krad Biased	-1.0908	-0.8716	0.2192
59	110	100krad Biased	-1.0635	-0.8263	0.2372

Test Statistics (nA)

krad(si)	Pre Exposure Min	Pre Exposure Avg	Pre Exposure Max	Pre Exposure Std	Post Exposure Min	Post Exposure Avg	Post Exposure Max	Post Exposure Std	Min Delta	Avg Delta	Max Delta	Std Delta
0	-1.0885	-1.0724	-1.0573	0.015627	-1.1494	-1.1046	-1.0791	0.038897	-0.0609	-0.032267	-0.0141	0.025094
3	-1.101	-1.0382	-0.9917	0.042081	-1.0893	-1.0581	-1.0339	0.020853	-0.0734	-0.01982	0.0461	0.04829
5	-1.0464	-1.0347	-1.0042	0.018002	-1.0947	-1.0649	-1.0479	0.019949	-0.0507	-0.03026	-0.0117	0.016861
10	-1.0823	-1.0278	-0.9894	0.038587	-1.0955	-1.0607	-1.0378	0.022688	-0.0749	-0.03292	0.0445	0.049105
15	-1.1018	-1.0297	-0.9839	0.047086	-1.1158	-1.0726	-1.0425	0.031477	-0.103	-0.04292	-0.0117	0.03844
30	-1.0869	-1.0382	-1.0011	0.039396	-1.2399	-1.0926	-1.0284	0.086943	-0.2271	-0.05432	0.0078	0.097415
35	-1.0721	-0.99642	-0.8419	0.092357	-1.083	-1.0382	-1.0003	0.030401	-0.2411	-0.0418	0.0468	0.11405
50	-1.2836	-1.0585	-0.9636	0.12871	-1.0604	-0.99798	-0.9636	0.037795	0	0.06054	0.2232	0.092189
55	-1.0916	-1.0509	-0.9894	0.041383	-1.0339	-1.0161	-0.98	0.022706	-0.0179	0.0348	0.0624	0.031139
100	-1.0589	-1.0192	-0.9699	0.038539	-0.884	-0.83222	-0.7709	0.041739	0.1031	0.187	0.2255	0.049535
110	-1.0908	-1.0604	-1.0105	0.032104	-0.8716	-0.83754	-0.7959	0.028661	0.1982	0.22286	0.2451	0.018641

Device Test: 70.1 LEAK|/PG/CURRENT/1N8V//3/@PWRGD_OUTPUT_HIGH_LEAK

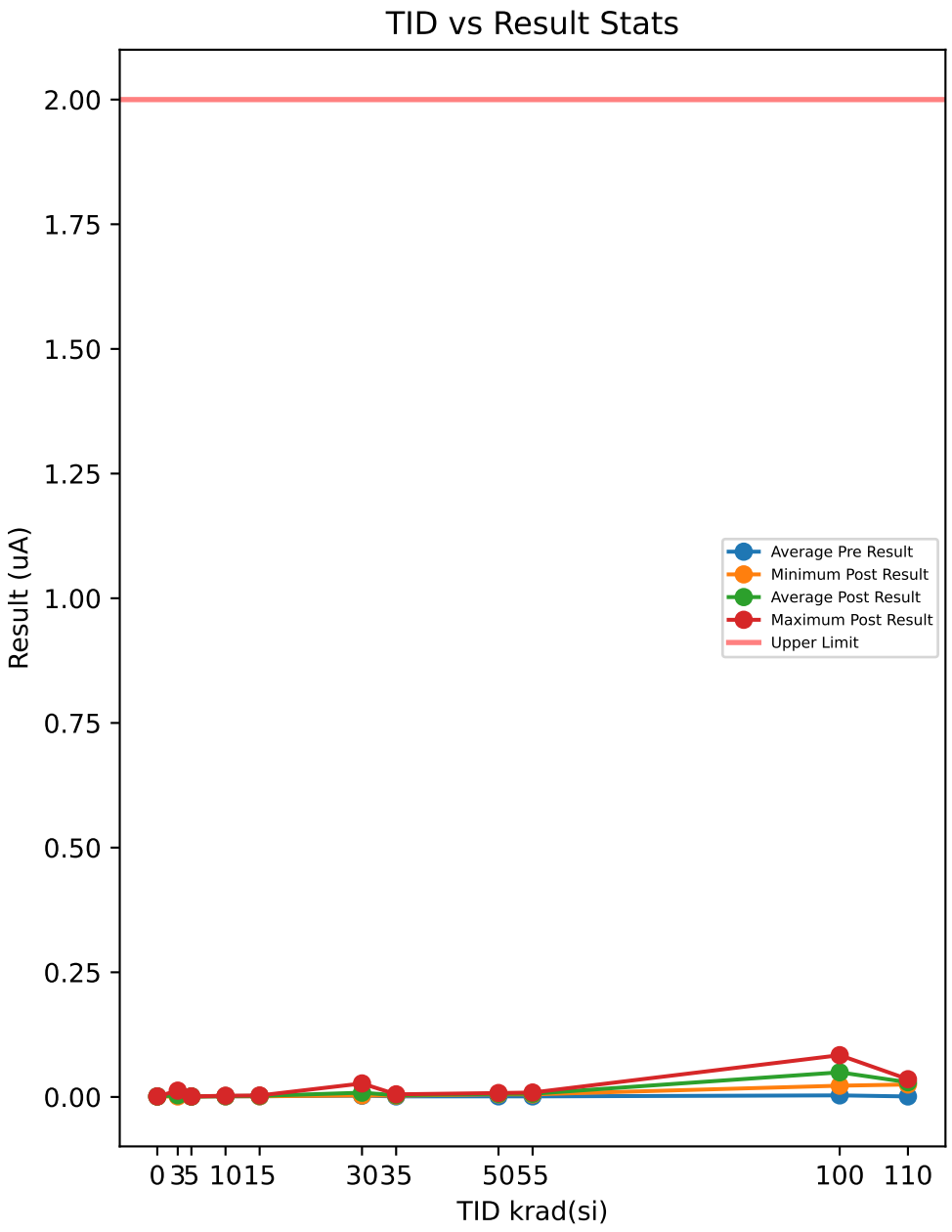

Test Results (Upper Limit = 2.0 (uA))

Serial #	krad(si)	Exposure Conditions	Pre Result	Post Result	Delta
1	0	CU1	0.0009	0.0009	0
2	0	CU2	0.001	0.0009	-0.0001
3	0	CU3	0.0011	0.0011	0
10	3	3krad Unbiased	0.0008	0.001	0.0002
11	3	3krad Unbiased	0.0008	0.001	0.0002
12	3	3krad Unbiased	0.001	0.0011	0.0001
13	3	3krad Unbiased	0.011	0.0127	0.0017
14	3	3krad Unbiased	0.0009	0.001	0.0001
15	5	3krad Biased	0.0008	0.0009	0.0001
16	5	3krad Biased	0.0009	0.0011	0.0002
17	5	3krad Biased	0.0008	0.001	0.0002
18	5	3krad Biased	0.0009	0.001	0.0001
19	5	3krad Biased	0.0009	0.001	0.0001
20	10	10krad Unbiased	0.0017	0.0025	0.0008
21	10	10krad Unbiased	0.001	0.0015	0.0005
22	10	10krad Unbiased	0.0009	0.0013	0.0004
23	10	10krad Unbiased	0.0012	0.0018	0.0006
24	10	10krad Unbiased	0.0011	0.0017	0.0006
25	15	10krad Biased	0.0016	0.0024	0.0008
26	15	10krad Biased	0.0016	0.0024	0.0008
27	15	10krad Biased	0.0011	0.0015	0.0004
28	15	10krad Biased	0.002	0.003	0.001
29	15	10krad Biased	0.0009	0.0014	0.0005
30	30	30krad Unbiased	0.0014	0.0046	0.0032
31	30	30krad Unbiased	0.0011	0.0035	0.0024
32	30	30krad Unbiased	0.0079	0.0271	0.0192
33	30	30krad Unbiased	0.0014	0.0046	0.0032
34	30	30krad Unbiased	0.0011	0.0031	0.002
35	35	30krad Biased	0.0017	0.0053	0.0036
36	35	30krad Biased	0.0011	0.0035	0.0024
37	35	30krad Biased	0.0009	0.0027	0.0018
38	35	30krad Biased	0.0008	0.0026	0.0018
39	35	30krad Biased	0.0011	0.0033	0.0022
40	50	50krad Unbiased	0.0011	0.0062	0.0051
41	50	50krad Unbiased	0.0017	0.006	0.0043
42	50	50krad Unbiased	0.0009	0.0054	0.0045
43	50	50krad Unbiased	0.0013	0.0079	0.0066
44	50	50krad Unbiased	0.001	0.0058	0.0048
45	55	50krad Biased	0.0009	0.0052	0.0043
46	55	50krad Biased	0.0018	0.0089	0.0071
47	55	50krad Biased	0.001	0.0057	0.0047
48	55	50krad Biased	0.0011	0.0071	0.006
49	55	50krad Biased	0.0009	0.0052	0.0043
50	100	100krad Unbiased	0.009	0.0838	0.0748
51	100	100krad Unbiased	0.0035	0.0825	0.079
52	100	100krad Unbiased	0.001	0.0285	0.0275
53	100	100krad Unbiased	0.0009	0.0226	0.0217
54	100	100krad Unbiased	0.0015	0.0296	0.0281
55	110	100krad Biased	0.0013	0.0356	0.0343
56	110	100krad Biased	0.001	0.0264	0.0254
57	110	100krad Biased	0.0009	0.025	0.0241
58	110	100krad Biased	0.001	0.028	0.027
59	110	100krad Biased	0.0009	0.0325	0.0316

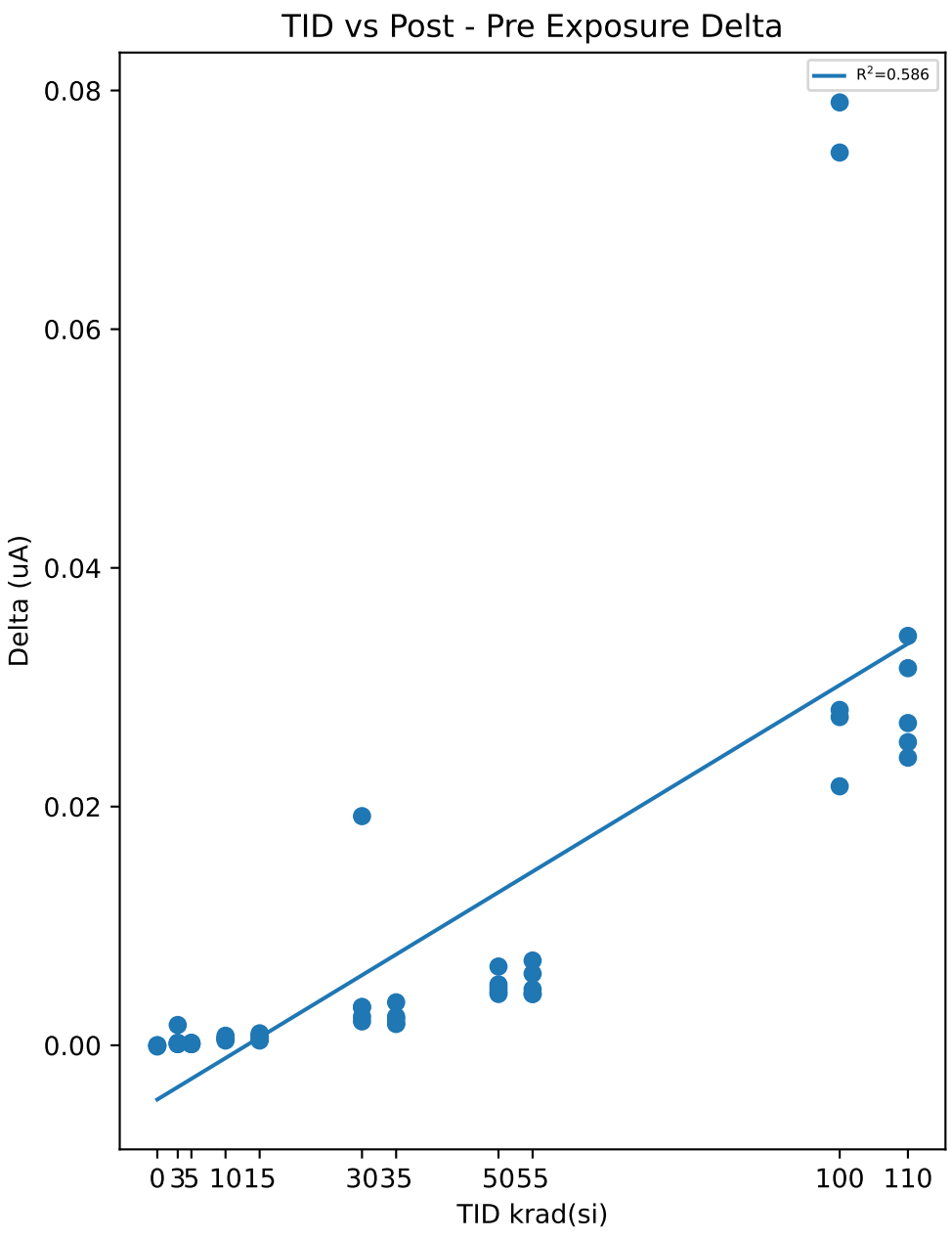

Test Statistics (uA)

krad(si)	Pre Exposure Min	Pre Exposure Avg	Pre Exposure Max	Pre Exposure Std	Post Exposure Min	Post Exposure Avg	Post Exposure Max	Post Exposure Std	Min Delta	Avg Delta	Max Delta	Std Delta
0	0.0009	0.001	0.0011	0.0001	0.0009	0.00096667	0.0011	0.00011547	-0.0001	-3.3333e-05	0	5.7735e-05
3	0.0008	0.0029	0.011	0.0045288	0.001	0.00336	0.0127	0.0052214	0.0001	0.00046	0.0017	0.00069498
5	0.0008	0.00086	0.0009	5.4772e-05	0.0009	0.001	0.0011	7.0711e-05	0.0001	0.00014	0.0002	5.4772e-05
10	0.0009	0.00118	0.0017	0.00031145	0.0013	0.00176	0.0025	0.00045607	0.0004	0.00058	0.0008	0.00014832
15	0.0009	0.00144	0.002	0.00043932	0.0014	0.00214	0.003	0.00067676	0.0004	0.0007	0.001	0.00024495
30	0.0011	0.00258	0.0079	0.0029778	0.0031	0.00858	0.0271	0.010374	0.002	0.006	0.0192	0.0073973
35	0.0008	0.00112	0.0017	0.00034928	0.0026	0.00348	0.0053	0.0010872	0.0018	0.00236	0.0036	0.00074027
50	0.0009	0.0012	0.0017	0.00031623	0.0054	0.00626	0.0079	0.00096333	0.0043	0.00506	0.0066	0.00091269
55	0.0009	0.00114	0.0018	0.00037815	0.0052	0.00642	0.0089	0.0015897	0.0043	0.00528	0.0071	0.0012337
100	0.0009	0.00318	0.009	0.0034186	0.0226	0.0494	0.0838	0.030928	0.0217	0.04622	0.079	0.028157
110	0.0009	0.00102	0.0013	0.00016432	0.025	0.0295	0.0356	0.0044249	0.0241	0.02848	0.0343	0.0043147

Device Test: 70.2 LEAK|/PG/CURRENT/1N8V//6.3/@PWRGD_OUTPUT_HIGH_LEAK

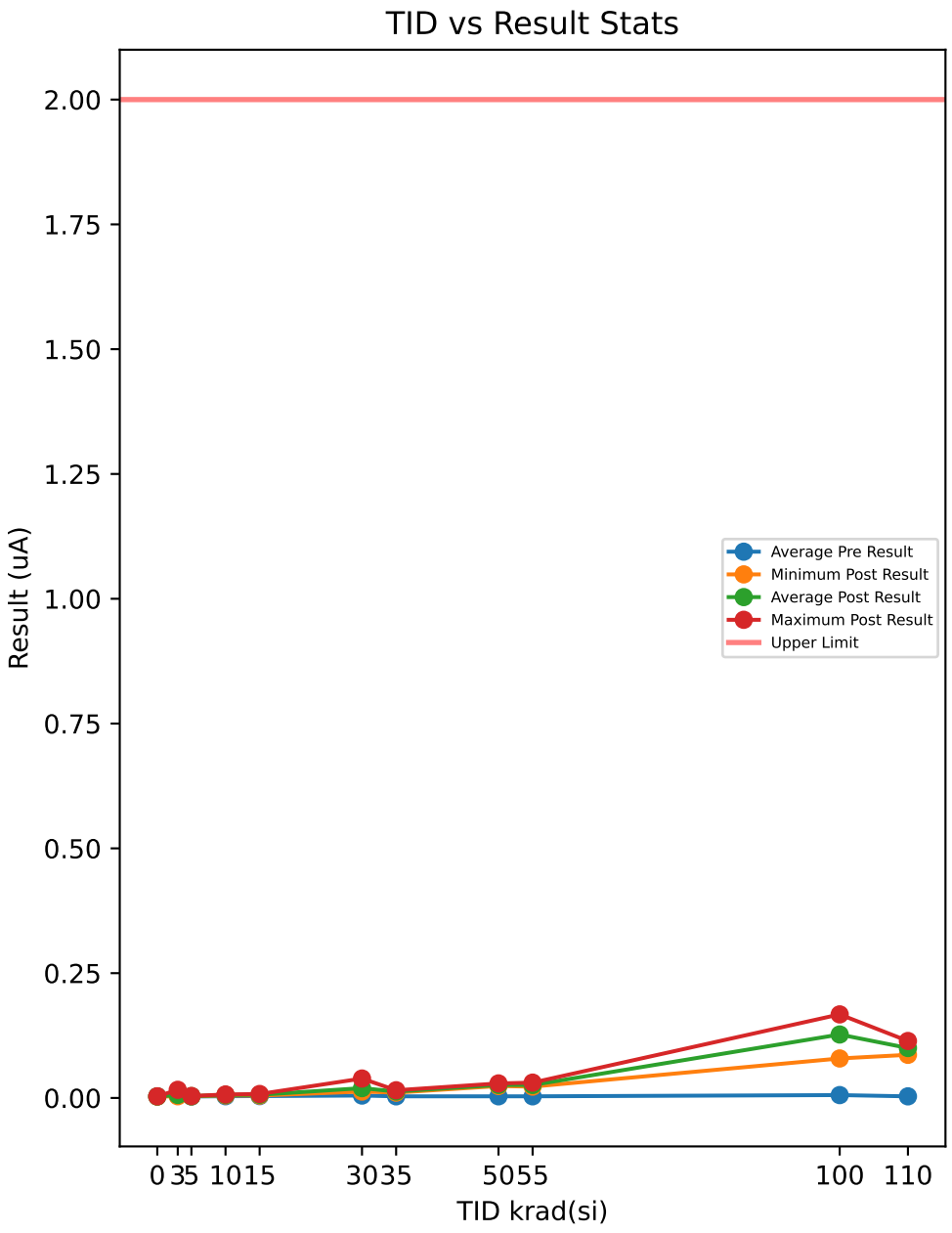

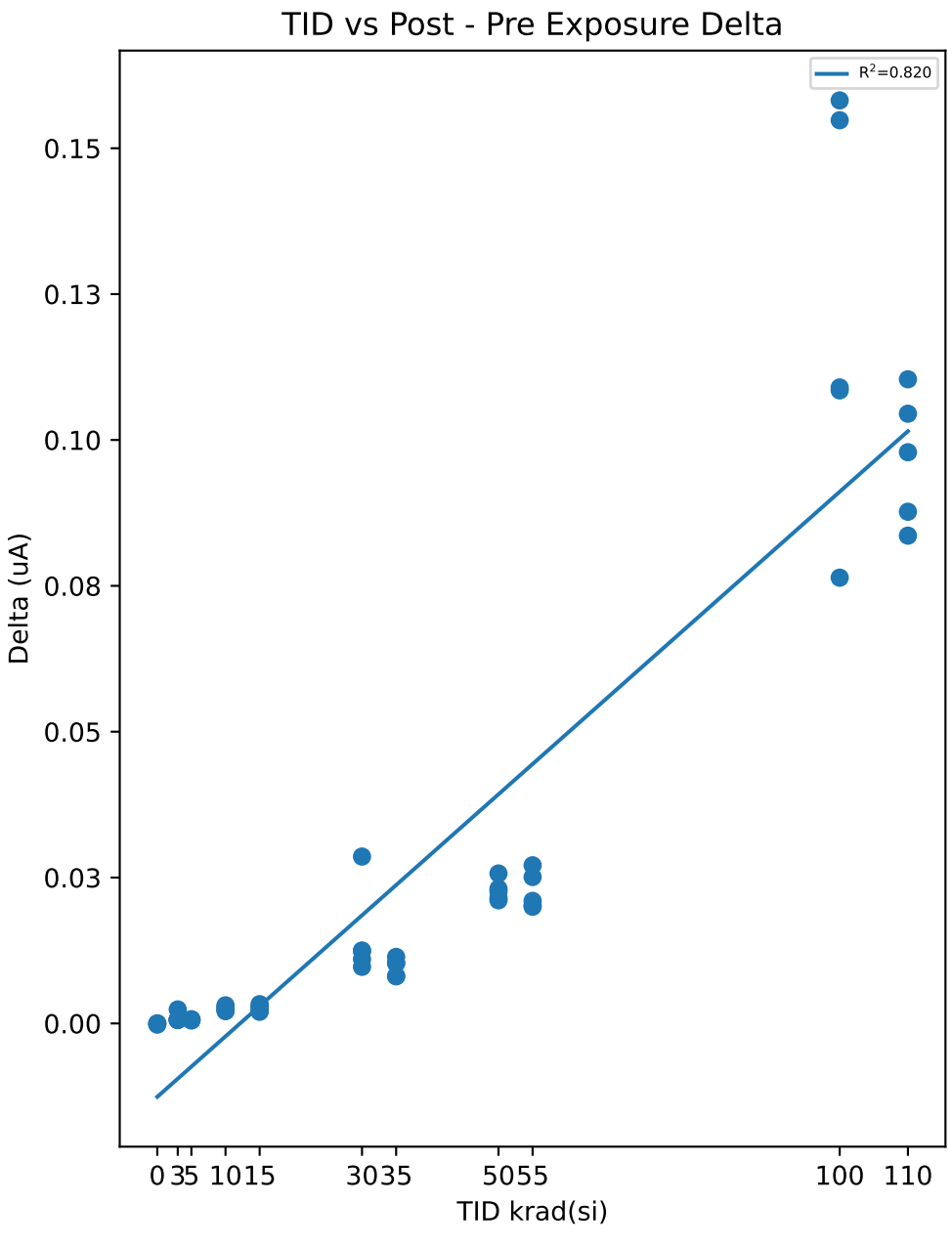

Test Results (Upper Limit = 2.0 (uA))

Serial #	krad(si)	Exposure Conditions	Pre Result	Post Result	Delta
1	0	CU1	0.0028	0.0028	0
2	0	CU2	0.0032	0.003	-0.0002
3	0	CU3	0.0033	0.0033	0
10	3	3krad Unbiased	0.003	0.0036	0.0006
11	3	3krad Unbiased	0.0027	0.0034	0.0007
12	3	3krad Unbiased	0.003	0.0036	0.0006
13	3	3krad Unbiased	0.0139	0.0163	0.0024
14	3	3krad Unbiased	0.0029	0.0035	0.0006
15	5	3krad Biased	0.003	0.0035	0.0005
16	5	3krad Biased	0.0032	0.0039	0.0007
17	5	3krad Biased	0.0029	0.0036	0.0007
18	5	3krad Biased	0.0027	0.0033	0.0006
19	5	3krad Biased	0.0028	0.0034	0.0006
20	10	10krad Unbiased	0.0041	0.007	0.0029
21	10	10krad Unbiased	0.0031	0.0054	0.0023
22	10	10krad Unbiased	0.003	0.0051	0.0021
23	10	10krad Unbiased	0.0035	0.006	0.0025
24	10	10krad Unbiased	0.0037	0.0068	0.0031
25	15	10krad Biased	0.0039	0.0068	0.0029
26	15	10krad Biased	0.0042	0.007	0.0028
27	15	10krad Biased	0.0032	0.0054	0.0022
28	15	10krad Biased	0.0046	0.0079	0.0033
29	15	10krad Biased	0.0028	0.0048	0.002
30	30	30krad Unbiased	0.0036	0.0161	0.0125
31	30	30krad Unbiased	0.0034	0.0144	0.011
32	30	30krad Unbiased	0.0103	0.0389	0.0286
33	30	30krad Unbiased	0.0038	0.0162	0.0124
34	30	30krad Unbiased	0.0031	0.0128	0.0097
35	35	30krad Biased	0.004	0.0154	0.0114
36	35	30krad Biased	0.0034	0.0138	0.0104
37	35	30krad Biased	0.0028	0.0109	0.0081
38	35	30krad Biased	0.0026	0.0107	0.0081
39	35	30krad Biased	0.0034	0.0137	0.0103
40	50	50krad Unbiased	0.0032	0.0263	0.0231
41	50	50krad Unbiased	0.0039	0.0254	0.0215
42	50	50krad Unbiased	0.0028	0.0239	0.0211
43	50	50krad Unbiased	0.0034	0.0291	0.0257
44	50	50krad Unbiased	0.0031	0.0257	0.0226
45	55	50krad Biased	0.0028	0.023	0.0202
46	55	50krad Biased	0.0041	0.0292	0.0251
47	55	50krad Biased	0.0032	0.0242	0.021
48	55	50krad Biased	0.0036	0.0307	0.0271
49	55	50krad Biased	0.0027	0.0227	0.02
50	100	100krad Unbiased	0.0126	0.1674	0.1548
51	100	100krad Unbiased	0.0063	0.1645	0.1582
52	100	100krad Unbiased	0.0035	0.1125	0.109
53	100	100krad Unbiased	0.0027	0.0791	0.0764
54	100	100krad Unbiased	0.0036	0.1121	0.1085
55	110	100krad Biased	0.0037	0.1141	0.1104
56	110	100krad Biased	0.0031	0.0908	0.0877
57	110	100krad Biased	0.0028	0.0864	0.0836
58	110	100krad Biased	0.0034	0.1013	0.0979
59	110	100krad Biased	0.0031	0.1076	0.1045

Test Statistics (uA)

krad(si)	Pre Exposure Min	Pre Exposure Avg	Pre Exposure Max	Pre Exposure Std	Post Exposure Min	Post Exposure Avg	Post Exposure Max	Post Exposure Std	Min Delta	Avg Delta	Max Delta	Std Delta
0	0.0028	0.0031	0.0033	0.00026458	0.0028	0.0030333	0.0033	0.00025166	-0.0002	-6.6667e-05	0	0.00011547
3	0.0027	0.0051	0.0139	0.0049209	0.0034	0.00608	0.0163	0.0057138	0.0006	0.00098	0.0024	0.00079498
5	0.0027	0.00292	0.0032	0.00019235	0.0033	0.00354	0.0039	0.00023022	0.0005	0.00062	0.0007	8.3666e-05
10	0.003	0.00348	0.0041	0.00044944	0.0051	0.00606	0.007	0.00083546	0.0021	0.00258	0.0031	0.00041473
15	0.0028	0.00374	0.0046	0.00073348	0.0048	0.00638	0.0079	0.0012578	0.002	0.00264	0.0033	0.00053198
30	0.0031	0.00484	0.0103	0.0030632	0.0128	0.01968	0.0389	0.010835	0.0097	0.01484	0.0286	0.0077771
35	0.0026	0.00324	0.004	0.00055498	0.0107	0.0129	0.0154	0.0020335	0.0081	0.00966	0.0114	0.0014876
50	0.0028	0.00328	0.0039	0.00040866	0.0239	0.02608	0.0291	0.0019058	0.0211	0.0228	0.0257	0.0018111
55	0.0027	0.00328	0.0041	0.00058052	0.0227	0.02596	0.0307	0.0037233	0.02	0.02268	0.0271	0.0032229
100	0.0027	0.00574	0.0126	0.0040685	0.0791	0.12712	0.1674	0.037964	0.0764	0.12138	0.1582	0.034695
110	0.0028	0.00322	0.0037	0.00034205	0.0864	0.10004	0.1141	0.011488	0.0836	0.09682	0.1104	0.011208

Device Test: 70.3 POWER_GOOD|//OUTPUT_LOW/1N8V//3/@V_PG_OL

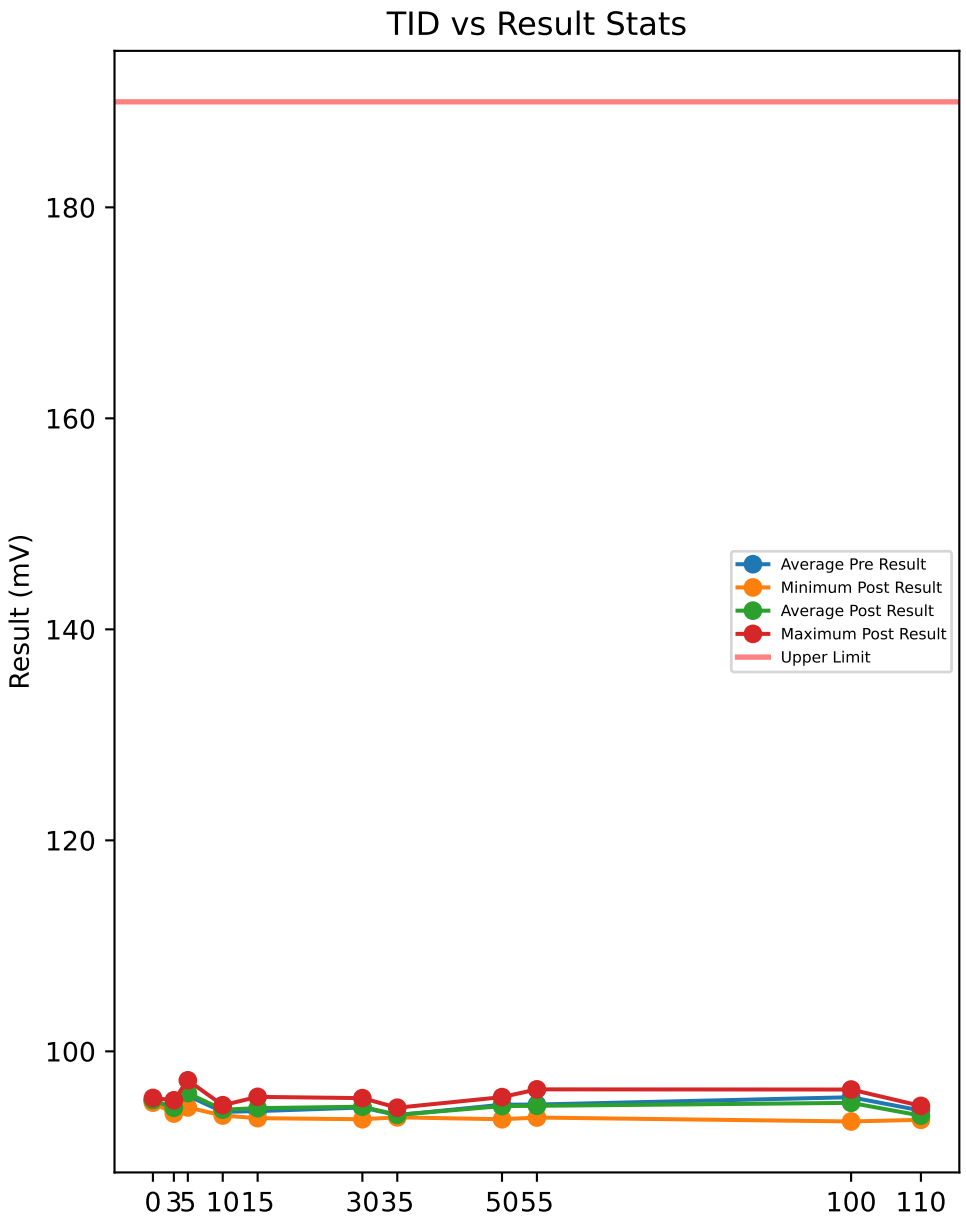

Test Results (Upper Limit = 190.0 (mV))

Serial #	krad(si)	Exposure Conditions	Pre Result	Post Result	Delta
1	0	CU1	95.086	95.139	0.0531
2	0	CU2	95.564	95.586	0.0219
3	0	CU3	95.351	95.439	0.0875
10	3	3krad Unbiased	95.167	95.361	0.1936
11	3	3krad Unbiased	94.599	94.852	0.253
12	3	3krad Unbiased	94.374	94.593	0.2186
13	3	3krad Unbiased	94.159	94.305	0.1468
14	3	3krad Unbiased	93.874	94.105	0.231
15	5	3krad Biased	96.104	96.354	0.2499
16	5	3krad Biased	95.07	95.351	0.281
17	5	3krad Biased	96.313	96.544	0.2311
18	5	3krad Biased	94.443	94.686	0.2436
19	5	3krad Biased	97.06	97.256	0.1968
20	10	10krad Unbiased	94.468	94.668	0.1998
21	10	10krad Unbiased	93.821	94.04	0.2186
22	10	10krad Unbiased	94.643	94.824	0.1811
23	10	10krad Unbiased	94.724	94.895	0.1717
24	10	10krad Unbiased	93.681	93.918	0.2374
25	15	10krad Biased	93.793	94.021	0.2279
26	15	10krad Biased	94.365	94.714	0.3498
27	15	10krad Biased	95.408	95.689	0.281
28	15	10krad Biased	94.696	94.995	0.2997
29	15	10krad Biased	93.415	93.668	0.253
30	30	30krad Unbiased	93.465	93.565	0.0999
31	30	30krad Unbiased	95.361	95.47	0.1093
32	30	30krad Unbiased	95.205	95.289	0.0843
33	30	30krad Unbiased	93.853	93.884	0.0312
34	30	30krad Unbiased	95.511	95.567	0.0562
35	35	30krad Biased	94.611	94.658	0.0469
36	35	30krad Biased	93.728	93.771	0.0437
37	35	30krad Biased	93.843	93.899	0.0562
38	35	30krad Biased	93.721	93.746	0.025
39	35	30krad Biased	93.871	93.834	-0.0374
40	50	50krad Unbiased	95.789	95.664	-0.1249
41	50	50krad Unbiased	93.721	93.565	-0.1561
42	50	50krad Unbiased	94.293	94.171	-0.1218
43	50	50krad Unbiased	95.561	95.43	-0.1312
44	50	50krad Unbiased	95.358	95.22	-0.1374
45	55	50krad Biased	94.005	93.821	-0.1842
46	55	50krad Biased	95.87	95.798	-0.0718
47	55	50krad Biased	96.516	96.398	-0.1186
48	55	50krad Biased	93.824	93.728	-0.0968
49	55	50krad Biased	94.577	94.446	-0.1312
50	100	100krad Unbiased	96.707	96.01	-0.6963
51	100	100krad Unbiased	96.41	96.042	-0.3685
52	100	100krad Unbiased	94.349	93.806	-0.5433
53	100	100krad Unbiased	96.872	96.382	-0.4902
54	100	100krad Unbiased	93.921	93.356	-0.5652
55	110	100krad Biased	94.009	93.528	-0.4809
56	110	100krad Biased	94.296	93.781	-0.5152
57	110	100krad Biased	94.346	93.874	-0.4715
58	110	100krad Biased	95.289	94.83	-0.4591
59	110	100krad Biased	94.015	93.512	-0.5028

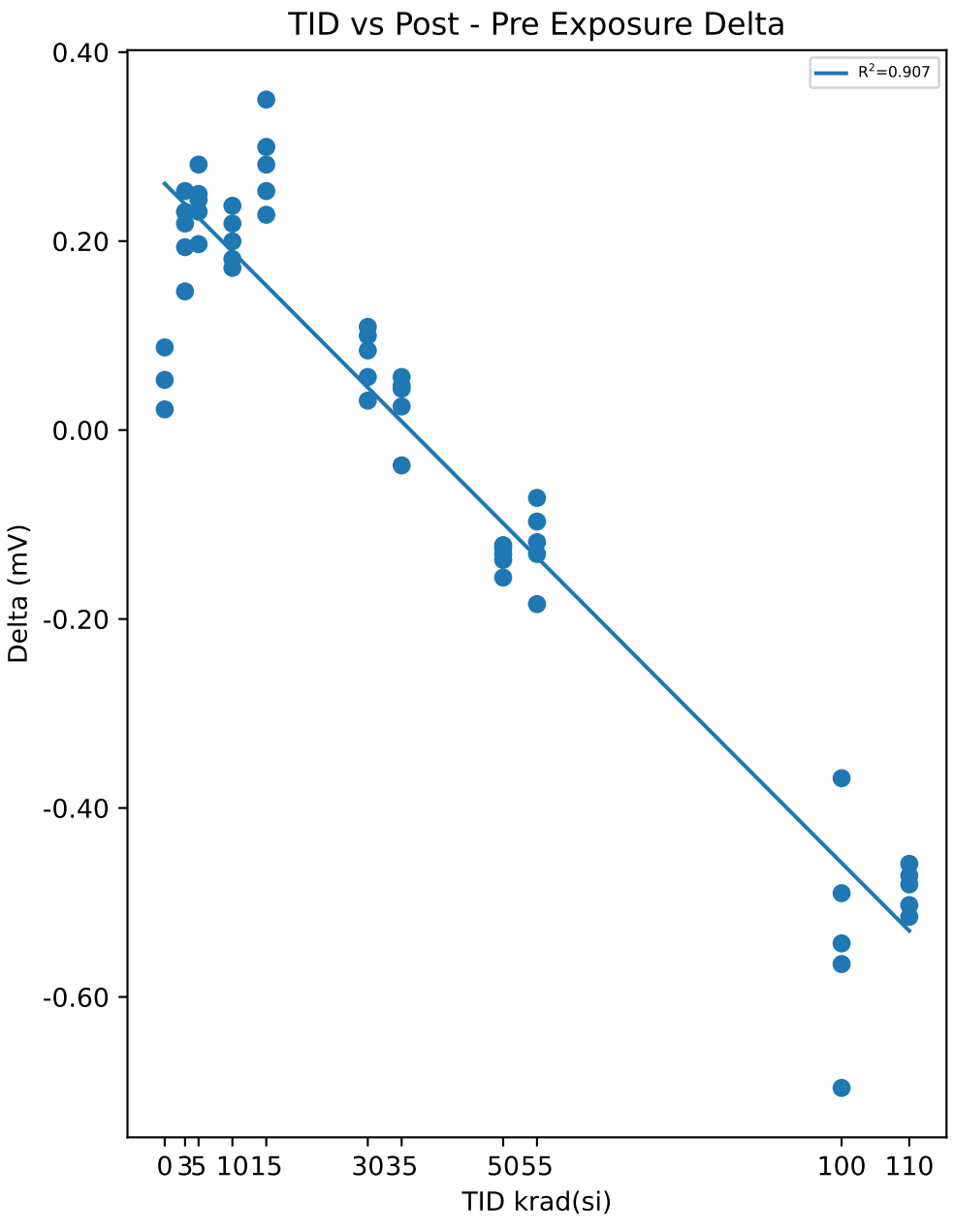

Test Statistics (mV)

krad(si)	Pre Exposure Min	Pre Exposure Avg	Pre Exposure Max	Pre Exposure Std	Post Exposure Min	Post Exposure Avg	Post Exposure Max	Post Exposure Std	Min Delta	Avg Delta	Max Delta	Std Delta
0	95.086	95.334	95.564	0.23939	95.139	95.388	95.586	0.22763	0.0219	0.054167	0.0875	0.032813
3	93.874	94.435	95.167	0.48923	94.105	94.643	95.361	0.49103	0.1468	0.2086	0.253	0.040674
5	94.443	95.798	97.06	1.0389	94.686	96.038	97.256	1.0173	0.1968	0.24048	0.281	0.030563
10	93.681	94.267	94.724	0.48281	93.918	94.469	94.895	0.45682	0.1717	0.20172	0.2374	0.02687
15	93.415	94.335	95.408	0.77799	93.668	94.618	95.689	0.79943	0.2279	0.28228	0.3498	0.046579
30	93.465	94.679	95.511	0.94725	93.565	94.755	95.567	0.95269	0.0312	0.07618	0.1093	0.032202
35	93.721	93.955	94.611	0.37303	93.746	93.982	94.658	0.38275	-0.0374	0.02688	0.0562	0.037679
50	93.721	94.944	95.789	0.89217	93.565	94.81	95.664	0.89983	-0.1561	-0.13428	-0.1218	0.013593
55	93.824	94.959	96.516	1.1829	93.728	94.838	96.398	1.2015	-0.1842	-0.12052	-0.0718	0.042158
100	93.921	95.652	96.872	1.4026	93.356	95.119	96.382	1.4207	-0.6963	-0.5327	-0.3685	0.11906
110	94.009	94.391	95.289	0.52563	93.512	93.905	94.83	0.5405	-0.5152	-0.4859	-0.4591	0.022884

Device Test: 70.4 POWER_GOOD|//OUTPUT_LOW/1N8V//6.3/@V_PG_OL

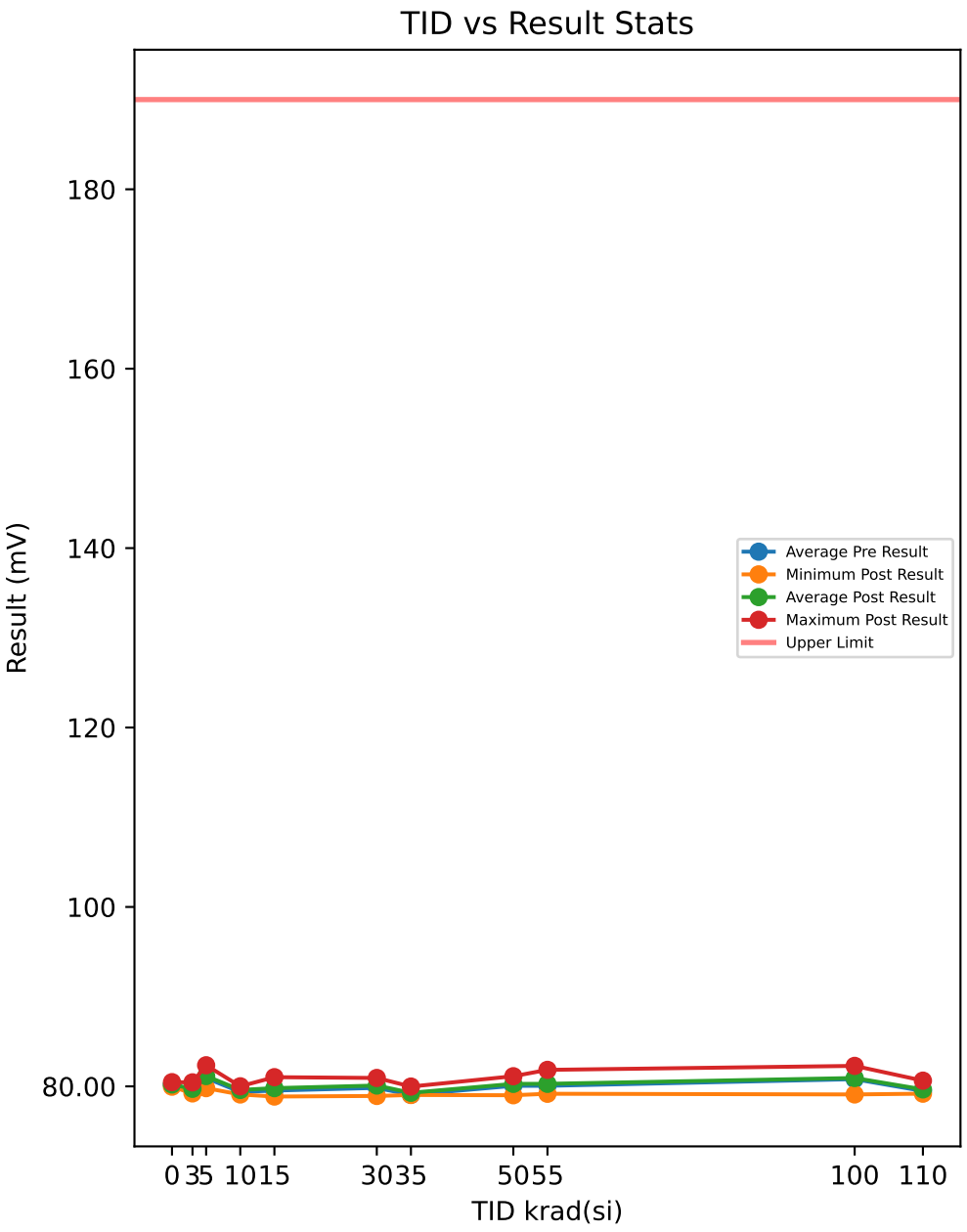

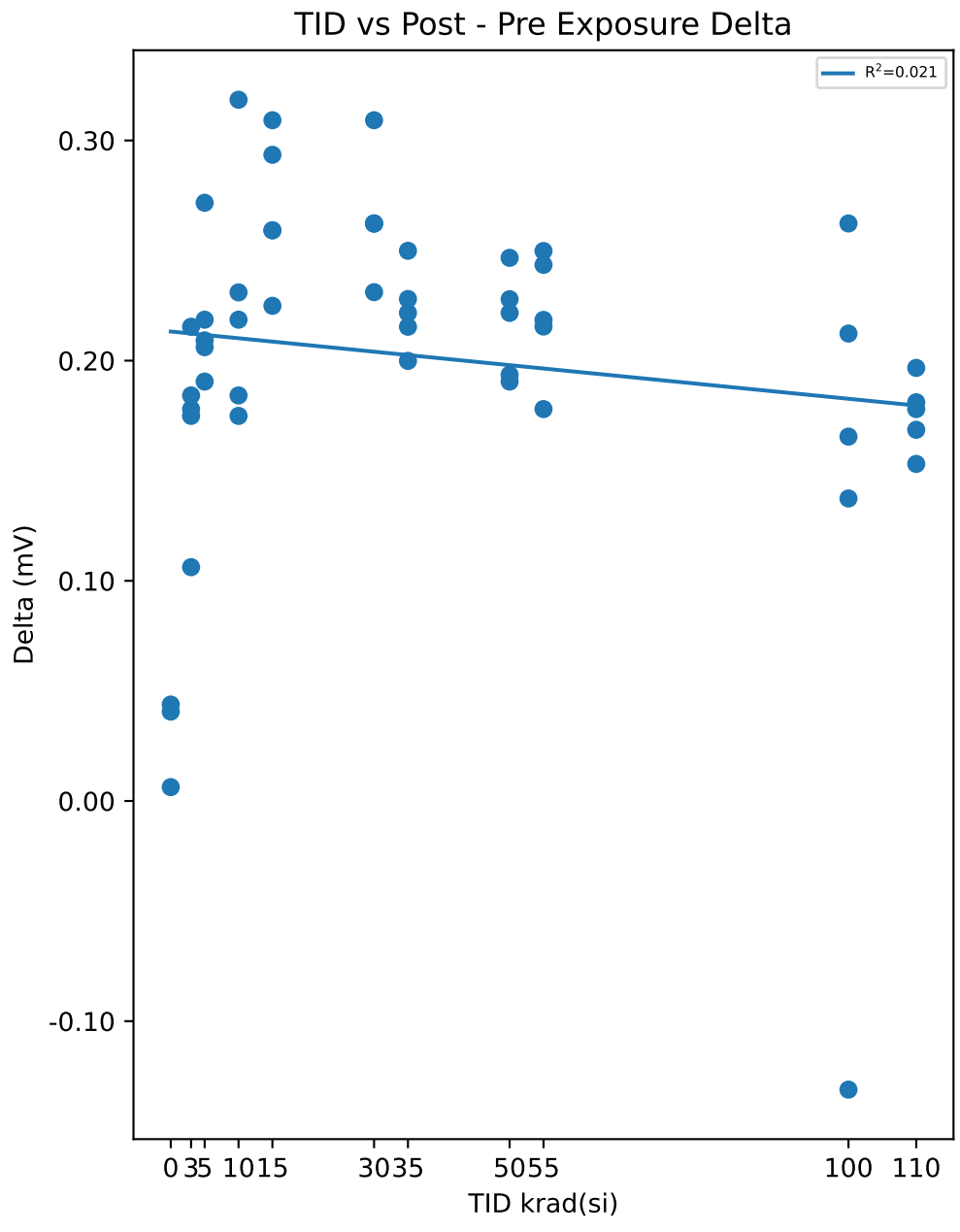

Test Results (Upper Limit = 190.0 (mV))

Serial #	krad(si)	Exposure Conditions	Pre Result	Post Result	Delta
1	0	CU1	79.925	79.965	0.0406
2	0	CU2	80.462	80.468	0.0063
3	0	CU3	80.165	80.209	0.0438
10	3	3krad Unbiased	80.34	80.446	0.1062
11	3	3krad Unbiased	79.747	79.931	0.1842
12	3	3krad Unbiased	79.441	79.656	0.2154
13	3	3krad Unbiased	79.216	79.391	0.1749
14	3	3krad Unbiased	79.038	79.216	0.178
15	5	3krad Biased	81.255	81.464	0.2092
16	5	3krad Biased	80.24	80.446	0.2061
17	5	3krad Biased	81.449	81.667	0.2186
18	5	3krad Biased	79.531	79.803	0.2717
19	5	3krad Biased	82.161	82.351	0.1905
20	10	10krad Unbiased	79.584	79.803	0.2186
21	10	10krad Unbiased	78.913	79.097	0.1842
22	10	10krad Unbiased	79.769	80	0.231
23	10	10krad Unbiased	79.831	80.006	0.1749
24	10	10krad Unbiased	78.791	79.11	0.3185
25	15	10krad Biased	79.01	79.235	0.2249
26	15	10krad Biased	79.494	79.803	0.3092
27	15	10krad Biased	80.765	81.024	0.2592
28	15	10krad Biased	79.787	80.081	0.2935
29	15	10krad Biased	78.607	78.866	0.2592
30	30	30krad Unbiased	78.669	78.932	0.2623
31	30	30krad Unbiased	80.506	80.815	0.3092
32	30	30krad Unbiased	80.371	80.634	0.2623
33	30	30krad Unbiased	78.919	79.15	0.2311
34	30	30krad Unbiased	80.674	80.937	0.2623
35	35	30krad Biased	79.756	79.978	0.2217
36	35	30krad Biased	78.822	79.072	0.2499
37	35	30krad Biased	78.938	79.166	0.228
38	35	30krad Biased	78.826	79.041	0.2154
39	35	30krad Biased	78.966	79.166	0.1999
40	50	50krad Unbiased	80.937	81.13	0.1936
41	50	50krad Unbiased	78.819	79.01	0.1905
42	50	50krad Unbiased	79.416	79.662	0.2467
43	50	50krad Unbiased	80.659	80.887	0.2279
44	50	50krad Unbiased	80.478	80.699	0.2217
45	55	50krad Biased	79.085	79.263	0.178
46	55	50krad Biased	81.015	81.233	0.2185
47	55	50krad Biased	81.624	81.839	0.2155
48	55	50krad Biased	78.925	79.175	0.2498
49	55	50krad Biased	79.659	79.903	0.2435
50	100	100krad Unbiased	81.927	81.795	-0.1311
51	100	100krad Unbiased	81.592	81.855	0.2623
52	100	100krad Unbiased	79.416	79.628	0.2123
53	100	100krad Unbiased	82.117	82.282	0.1655
54	100	100krad Unbiased	78.963	79.1	0.1374
55	110	100krad Biased	79.147	79.325	0.178
56	110	100krad Biased	79.369	79.522	0.1531
57	110	100krad Biased	79.441	79.638	0.1967
58	110	100krad Biased	80.456	80.637	0.1811
59	110	100krad Biased	79.016	79.185	0.1686

Test Statistics (mV)

krad(si)	Pre Exposure Min	Pre Exposure Avg	Pre Exposure Max	Pre Exposure Std	Post Exposure Min	Post Exposure Avg	Post Exposure Max	Post Exposure Std	Min Delta	Avg Delta	Max Delta	Std Delta
0	79.925	80.184	80.462	0.26904	79.965	80.214	80.468	0.25144	0.0063	0.030233	0.0438	0.020789
3	79.038	79.556	80.34	0.512	79.216	79.728	80.446	0.48432	0.1062	0.17174	0.2154	0.040019
5	79.531	80.927	82.161	1.0394	79.803	81.146	82.351	1.0147	0.1905	0.21922	0.2717	0.031032
10	78.791	79.378	79.831	0.49018	79.097	79.603	80.006	0.4634	0.1749	0.22544	0.3185	0.056993
15	78.607	79.533	80.765	0.82383	78.866	79.802	81.024	0.83196	0.2249	0.2692	0.3092	0.032989
30	78.669	79.828	80.674	0.9538	78.932	80.093	80.937	0.96983	0.2311	0.26544	0.3092	0.027945
35	78.822	79.062	79.756	0.39363	79.041	79.285	79.978	0.39154	0.1999	0.22298	0.2499	0.018314
50	78.819	80.062	80.937	0.90215	79.01	80.278	81.13	0.90294	0.1905	0.21608	0.2467	0.023815
55	78.925	80.062	81.624	1.1995	79.175	80.283	81.839	1.1976	0.178	0.22106	0.2498	0.028378
100	78.963	80.803	82.117	1.4935	79.1	80.932	82.282	1.4556	-0.1311	0.12928	0.2623	0.1531
110	79.016	79.486	80.456	0.56826	79.185	79.661	80.637	0.57264	0.1531	0.1755	0.1967	0.016097

Device Test: 71.1 POWER_GOOD|//MIN_VIN_PG/1N8V///@MIN_VIN_FOR_PWRGD_OUTPUT

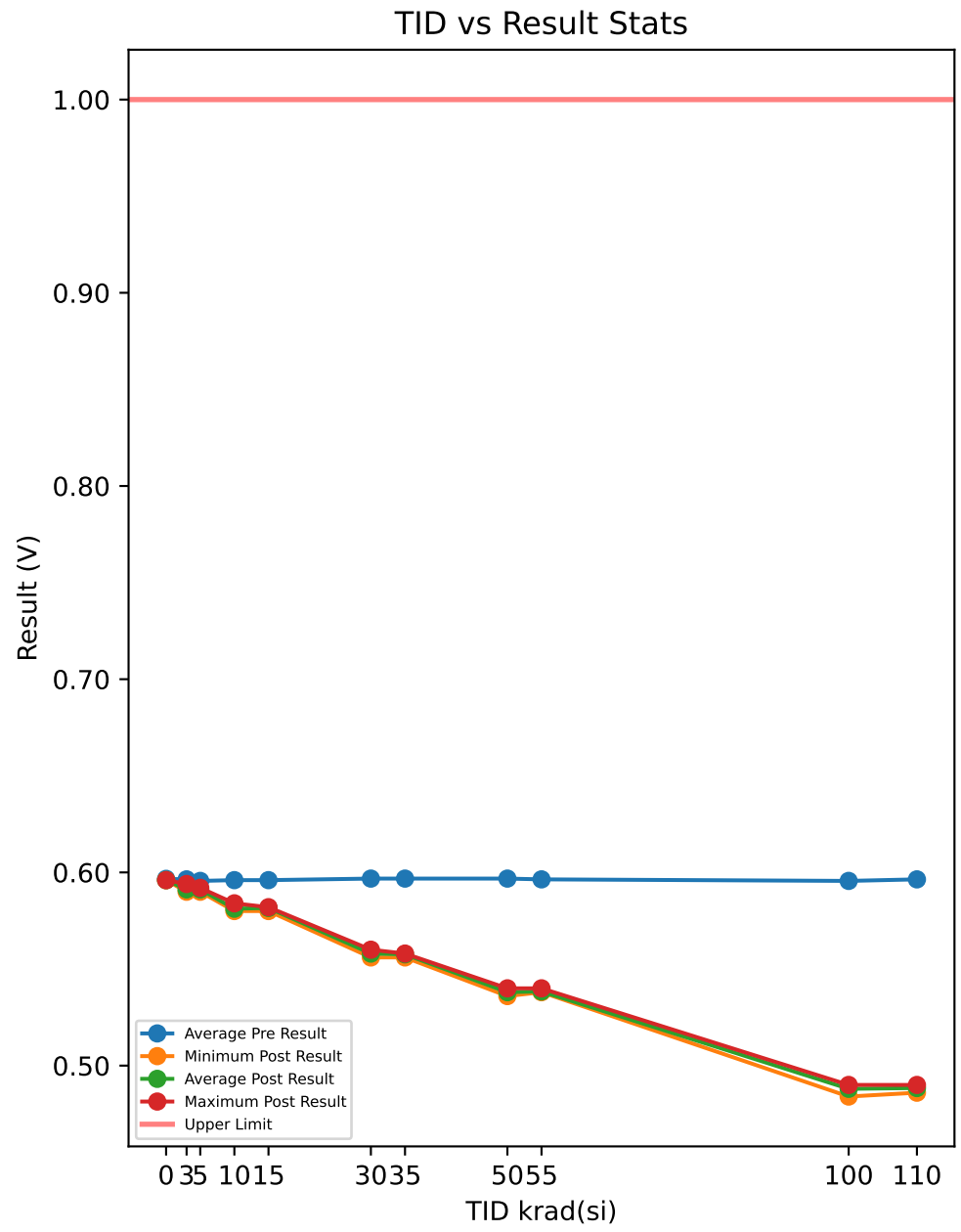

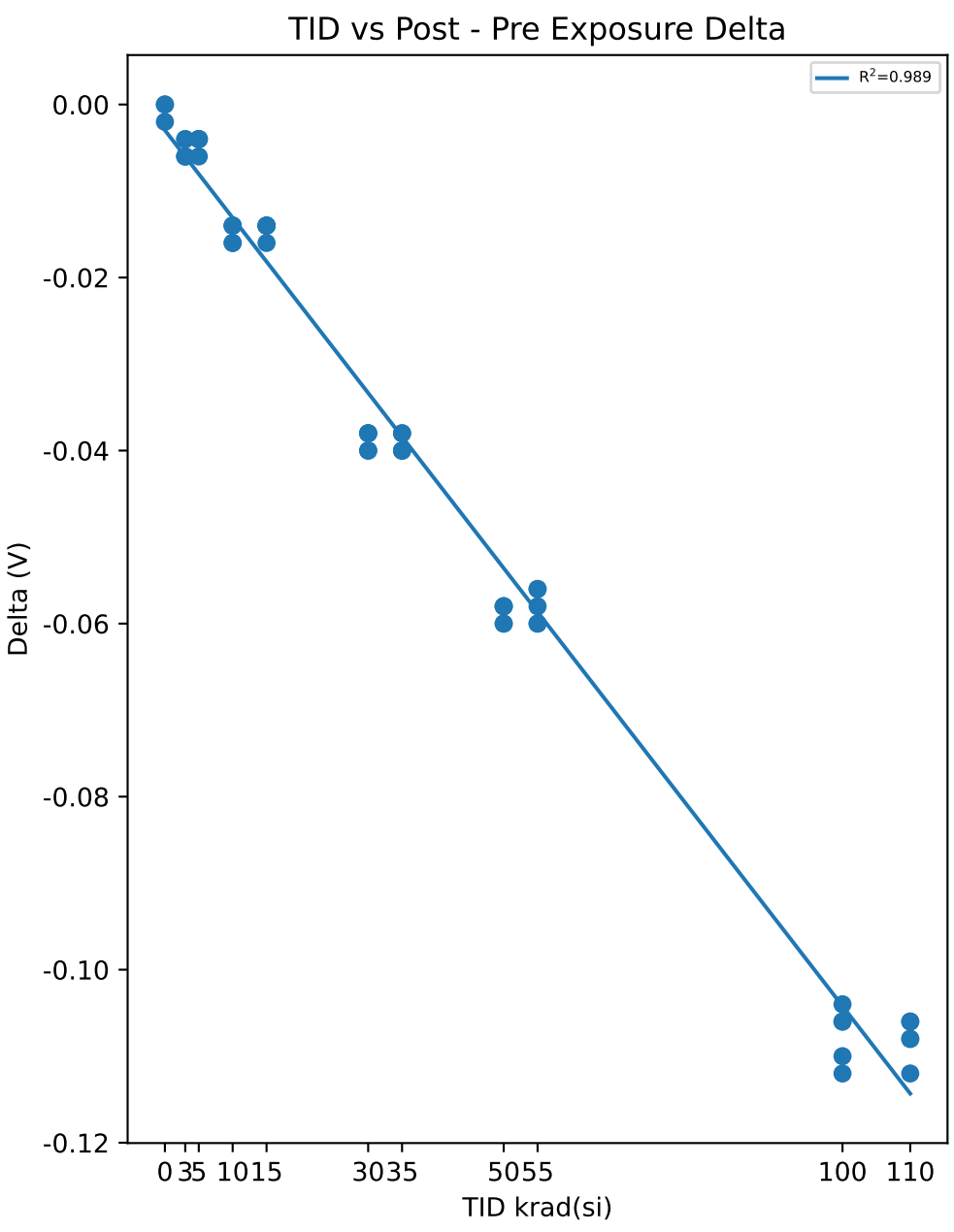

Test Results (Upper Limit = 1.0 (V))

Serial #	krad(si)	Exposure Conditions	Pre Result	Post Result	Delta
1	0	CU1	0.596	0.596	0
2	0	CU2	0.596	0.596	0
3	0	CU3	0.598	0.596	-0.002
10	3	3krad Unbiased	0.594	0.59	-0.004
11	3	3krad Unbiased	0.6	0.594	-0.006
12	3	3krad Unbiased	0.596	0.592	-0.004
13	3	3krad Unbiased	0.596	0.59	-0.006
14	3	3krad Unbiased	0.596	0.59	-0.006
15	5	3krad Biased	0.596	0.592	-0.004
16	5	3krad Biased	0.594	0.59	-0.004
17	5	3krad Biased	0.594	0.59	-0.004
18	5	3krad Biased	0.598	0.592	-0.006
19	5	3krad Biased	0.596	0.592	-0.004
20	10	10krad Unbiased	0.596	0.582	-0.014
21	10	10krad Unbiased	0.598	0.584	-0.014
22	10	10krad Unbiased	0.596	0.58	-0.016
23	10	10krad Unbiased	0.594	0.58	-0.014
24	10	10krad Unbiased	0.596	0.58	-0.016
25	15	10krad Biased	0.596	0.582	-0.014
26	15	10krad Biased	0.596	0.582	-0.014
27	15	10krad Biased	0.594	0.58	-0.014
28	15	10krad Biased	0.596	0.582	-0.014
29	15	10krad Biased	0.598	0.582	-0.016
30	30	30krad Unbiased	0.598	0.558	-0.04
31	30	30krad Unbiased	0.598	0.56	-0.038
32	30	30krad Unbiased	0.598	0.56	-0.038
33	30	30krad Unbiased	0.596	0.556	-0.04
34	30	30krad Unbiased	0.594	0.556	-0.038
35	35	30krad Biased	0.594	0.556	-0.038
36	35	30krad Biased	0.596	0.558	-0.038
37	35	30krad Biased	0.598	0.558	-0.04
38	35	30krad Biased	0.598	0.558	-0.04
39	35	30krad Biased	0.598	0.558	-0.04
40	50	50krad Unbiased	0.596	0.538	-0.058
41	50	50krad Unbiased	0.598	0.538	-0.06
42	50	50krad Unbiased	0.598	0.538	-0.06
43	50	50krad Unbiased	0.598	0.54	-0.058
44	50	50krad Unbiased	0.594	0.536	-0.058
45	55	50krad Biased	0.598	0.54	-0.058
46	55	50krad Biased	0.594	0.538	-0.056
47	55	50krad Biased	0.594	0.538	-0.056
48	55	50krad Biased	0.598	0.538	-0.06
49	55	50krad Biased	0.598	0.538	-0.06
50	100	100krad Unbiased	0.596	0.49	-0.106
51	100	100krad Unbiased	0.594	0.49	-0.104
52	100	100krad Unbiased	0.594	0.484	-0.11
53	100	100krad Unbiased	0.596	0.49	-0.106
54	100	100krad Unbiased	0.598	0.486	-0.112
55	110	100krad Biased	0.596	0.488	-0.108
56	110	100krad Biased	0.596	0.49	-0.106
57	110	100krad Biased	0.598	0.49	-0.108
58	110	100krad Biased	0.594	0.488	-0.106
59	110	100krad Biased	0.598	0.486	-0.112

Test Statistics (V)

krad(si)	Pre Exposure Min	Pre Exposure Avg	Pre Exposure Max	Pre Exposure Std	Post Exposure Min	Post Exposure Avg	Post Exposure Max	Post Exposure Std	Min Delta	Avg Delta	Max Delta	Std Delta
0	0.596	0.59667	0.598	0.0011547	0.596	0.596	0.596	0	-0.002	-0.00066667	0	0.0011547
3	0.594	0.5964	0.6	0.0021909	0.59	0.5912	0.594	0.0017889	-0.006	-0.0052	-0.004	0.0010954
5	0.594	0.5956	0.598	0.0016733	0.59	0.5912	0.592	0.0010954	-0.006	-0.0044	-0.004	0.00089443
10	0.594	0.596	0.598	0.0014142	0.58	0.5812	0.584	0.0017889	-0.016	-0.0148	-0.014	0.0010954
15	0.594	0.596	0.598	0.0014142	0.58	0.5816	0.582	0.00089443	-0.016	-0.0144	-0.014	0.00089443
30	0.594	0.5968	0.598	0.0017889	0.556	0.558	0.56	0.002	-0.04	-0.0388	-0.038	0.0010954
35	0.594	0.5968	0.598	0.0017889	0.556	0.5576	0.558	0.00089443	-0.04	-0.0392	-0.038	0.0010954
50	0.594	0.5968	0.598	0.0017889	0.536	0.538	0.54	0.0014142	-0.06	-0.0588	-0.058	0.0010954
55	0.594	0.5964	0.598	0.0021909	0.538	0.5384	0.54	0.00089443	-0.06	-0.058	-0.056	0.002
100	0.594	0.5956	0.598	0.0016733	0.484	0.488	0.49	0.0028284	-0.112	-0.1076	-0.104	0.0032863
110	0.594	0.5964	0.598	0.0016733	0.486	0.4884	0.49	0.0016733	-0.112	-0.108	-0.106	0.0024495

Device Test: 71.2 POWER_GOOD|//RISE_THRESHOLD/1N8V//3/@V_PG_RISE

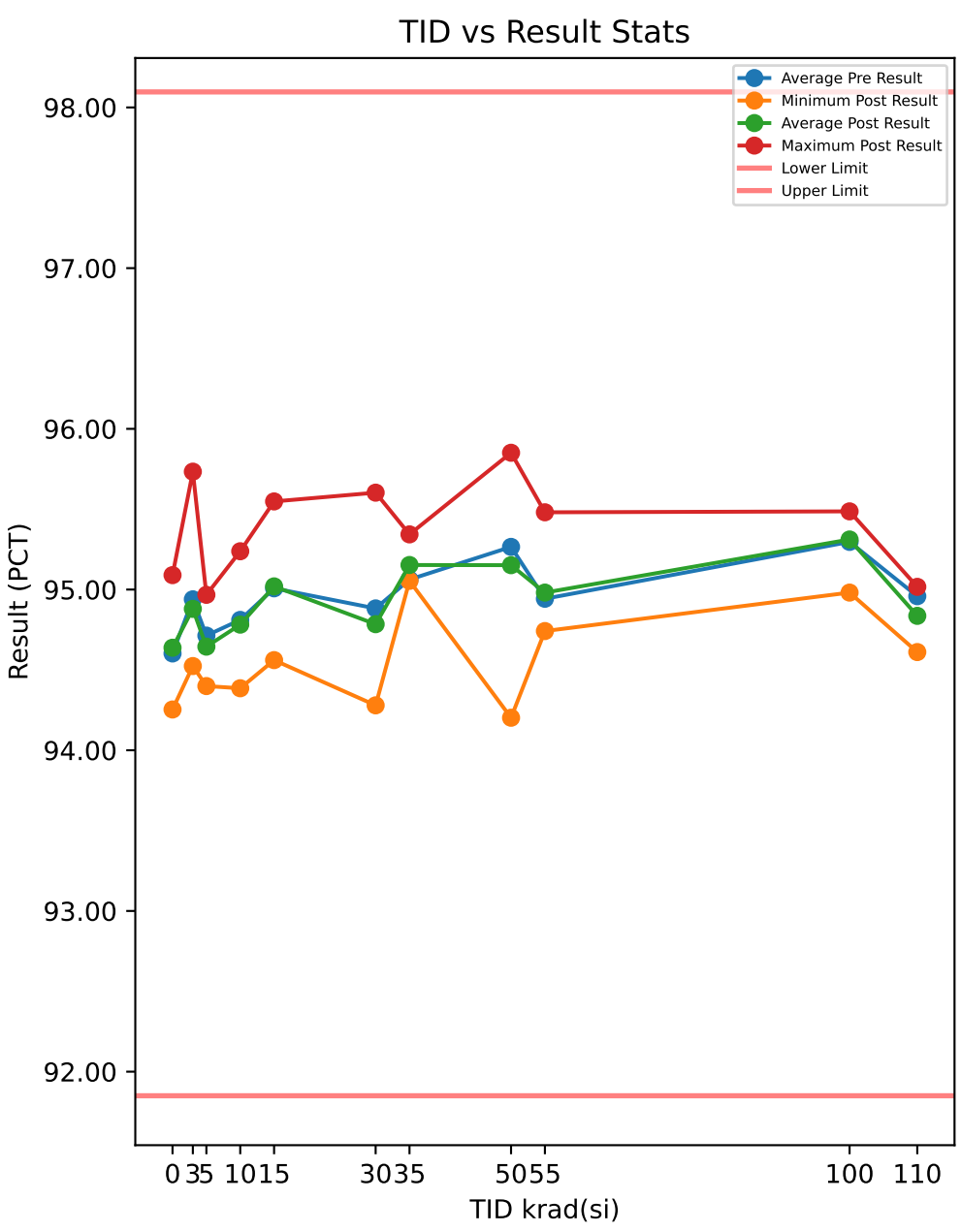

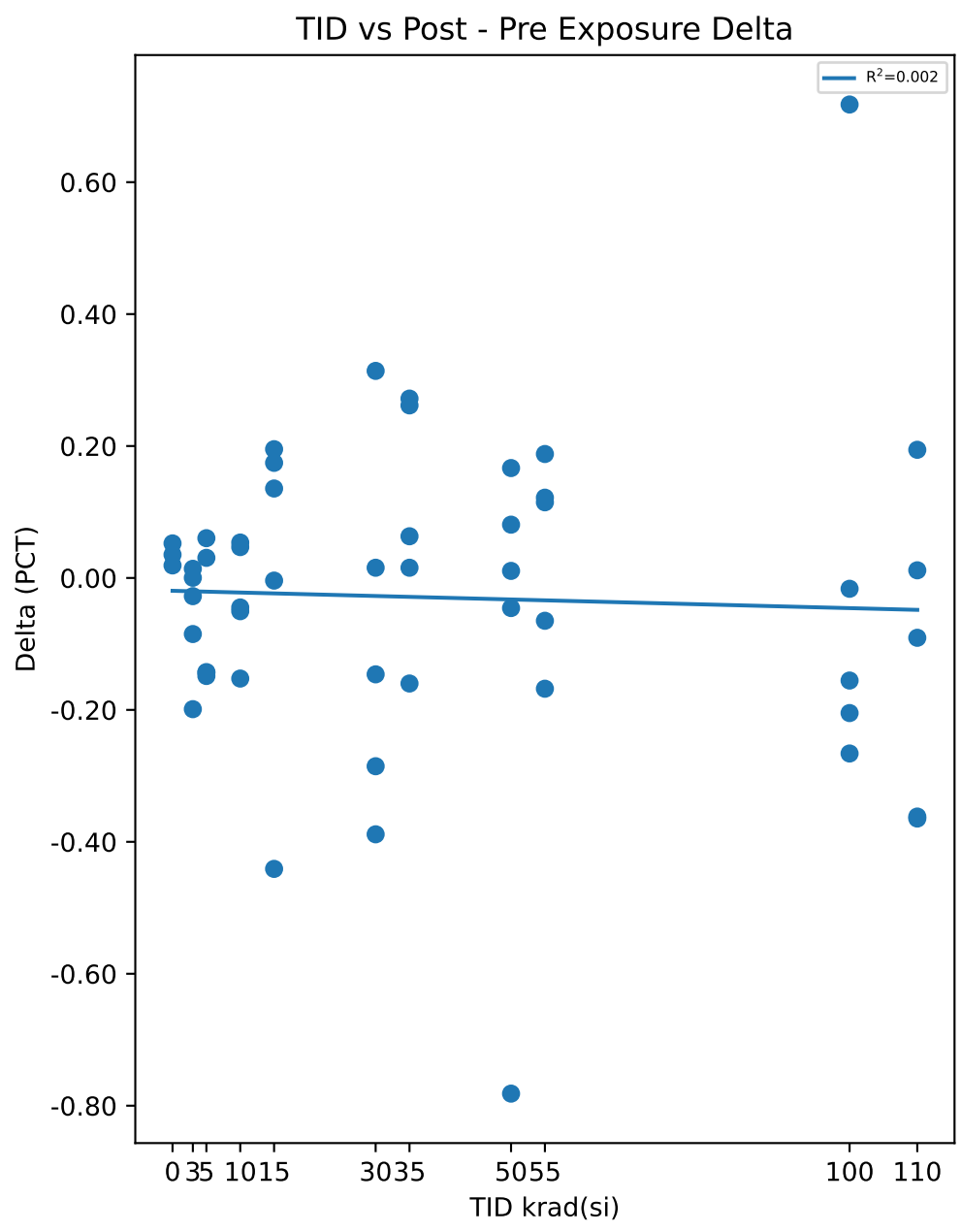

Test Results (Lower Limit = 91.8,
Upper Limit = 98.**05** (PCT))

Serial #	krad(si)	Exposure Conditions	Pre Result	Post Result	Delta
1	0	CU1	94.518	94.571	0.0524
2	0	CU2	95.071	95.09	0.019
3	0	CU3	94.218	94.254	0.0353
10	3	3krad Unbiased	94.819	94.734	-0.085
11	3	3krad Unbiased	94.51	94.524	0.0139
12	3	3krad Unbiased	94.724	94.525	-0.1989
13	3	3krad Unbiased	95.733	95.734	0.0003
14	3	3krad Unbiased	94.91	94.882	-0.0276
15	5	3krad Biased	94.907	94.967	0.0603
16	5	3krad Biased	94.569	94.42	-0.1486
17	5	3krad Biased	94.543	94.399	-0.1434
18	5	3krad Biased	94.525	94.555	0.0305
19	5	3krad Biased	95.024	94.881	-0.1427
20	10	10krad Unbiased	95.185	95.238	0.0537
21	10	10krad Unbiased	94.659	94.706	0.0468
22	10	10krad Unbiased	94.594	94.442	-0.1525
23	10	10krad Unbiased	94.436	94.386	-0.0504
24	10	10krad Unbiased	95.181	95.136	-0.0447
25	15	10krad Biased	95.027	95.023	-0.004
26	15	10krad Biased	94.809	95.005	0.1952
27	15	10krad Biased	95.413	95.548	0.1356
28	15	10krad Biased	94.386	94.561	0.1745
29	15	10krad Biased	95.403	94.962	-0.441
30	30	30krad Unbiased	94.791	94.403	-0.3886
31	30	30krad Unbiased	94.886	94.74	-0.1461
32	30	30krad Unbiased	95.289	95.603	0.3139
33	30	30krad Unbiased	94.882	94.897	0.0155
34	30	30krad Unbiased	94.565	94.279	-0.2854
35	35	30krad Biased	95.039	95.054	0.0155
36	35	30krad Biased	94.822	95.084	0.2616
37	35	30krad Biased	94.841	95.112	0.2719
38	35	30krad Biased	95.503	95.343	-0.16
39	35	30krad Biased	95.107	95.17	0.0632
40	50	50krad Unbiased	95.341	95.295	-0.0456
41	50	50krad Unbiased	94.57	94.737	0.1666
42	50	50krad Unbiased	95.662	95.672	0.0107
43	50	50krad Unbiased	95.77	95.851	0.0808
44	50	50krad Unbiased	94.984	94.202	-0.7817
45	55	50krad Biased	95.546	95.481	-0.0649
46	55	50krad Biased	94.554	94.742	0.1879
47	55	50krad Biased	94.882	95.003	0.1217
48	55	50krad Biased	94.809	94.924	0.1147
49	55	50krad Biased	94.923	94.755	-0.1679
50	100	100krad Unbiased	94.758	95.475	0.7177
51	100	100krad Unbiased	95.503	95.487	-0.0164
52	100	100krad Unbiased	95.484	95.329	-0.1555
53	100	100krad Unbiased	95.552	95.285	-0.2661
54	100	100krad Unbiased	95.186	94.981	-0.2048
55	110	100krad Biased	95.288	94.926	-0.3617
56	110	100krad Biased	95.108	95.017	-0.0907
57	110	100krad Biased	94.819	94.831	0.0116
58	110	100krad Biased	95.162	94.797	-0.3647
59	110	100krad Biased	94.417	94.611	0.1943

Test Statistics (PCT)

krad(si)	Pre Exposure Min	Pre Exposure Avg	Pre Exposure Max	Pre Exposure Std	Post Exposure Min	Post Exposure Avg	Post Exposure Max	Post Exposure Std	Min Delta	Avg Delta	Max Delta	Std Delta
0	94.218	94.602	95.071	0.43239	94.254	94.638	95.09	0.4221	0.019	0.035567	0.0524	0.016702
3	94.51	94.939	95.733	0.46811	94.524	94.88	95.734	0.50073	-0.1989	-0.05946	0.0139	0.086695
5	94.525	94.713	95.024	0.23428	94.399	94.645	94.967	0.26394	-0.1486	-0.06878	0.0603	0.10479
10	94.436	94.811	95.185	0.34892	94.386	94.782	95.238	0.39122	-0.1525	-0.02942	0.0537	0.08447
15	94.386	95.008	95.413	0.43184	94.561	95.02	95.548	0.35124	-0.441	0.01206	0.1952	0.26491
30	94.565	94.883	95.289	0.26196	94.279	94.784	95.603	0.5209	-0.3886	-0.09814	0.3139	0.27587
35	94.822	95.062	95.503	0.2756	95.054	95.153	95.343	0.11477	-0.16	0.09044	0.2719	0.18118
50	94.57	95.265	95.77	0.49495	94.202	95.152	95.851	0.68087	-0.7817	-0.11384	0.1666	0.38169
55	94.554	94.943	95.546	0.36626	94.742	94.981	95.481	0.30065	-0.1679	0.0383	0.1879	0.14861
100	94.758	95.297	95.552	0.33375	94.981	95.311	95.487	0.20472	-0.2661	0.01498	0.7177	0.40348
110	94.417	94.959	95.288	0.34809	94.611	94.836	95.017	0.15246	-0.3647	-0.12224	0.1943	0.2425

Device Test: 71.3 POWER_GOOD|//FALL_THRESHOLD/1N8V//3/@V_PG_FALL

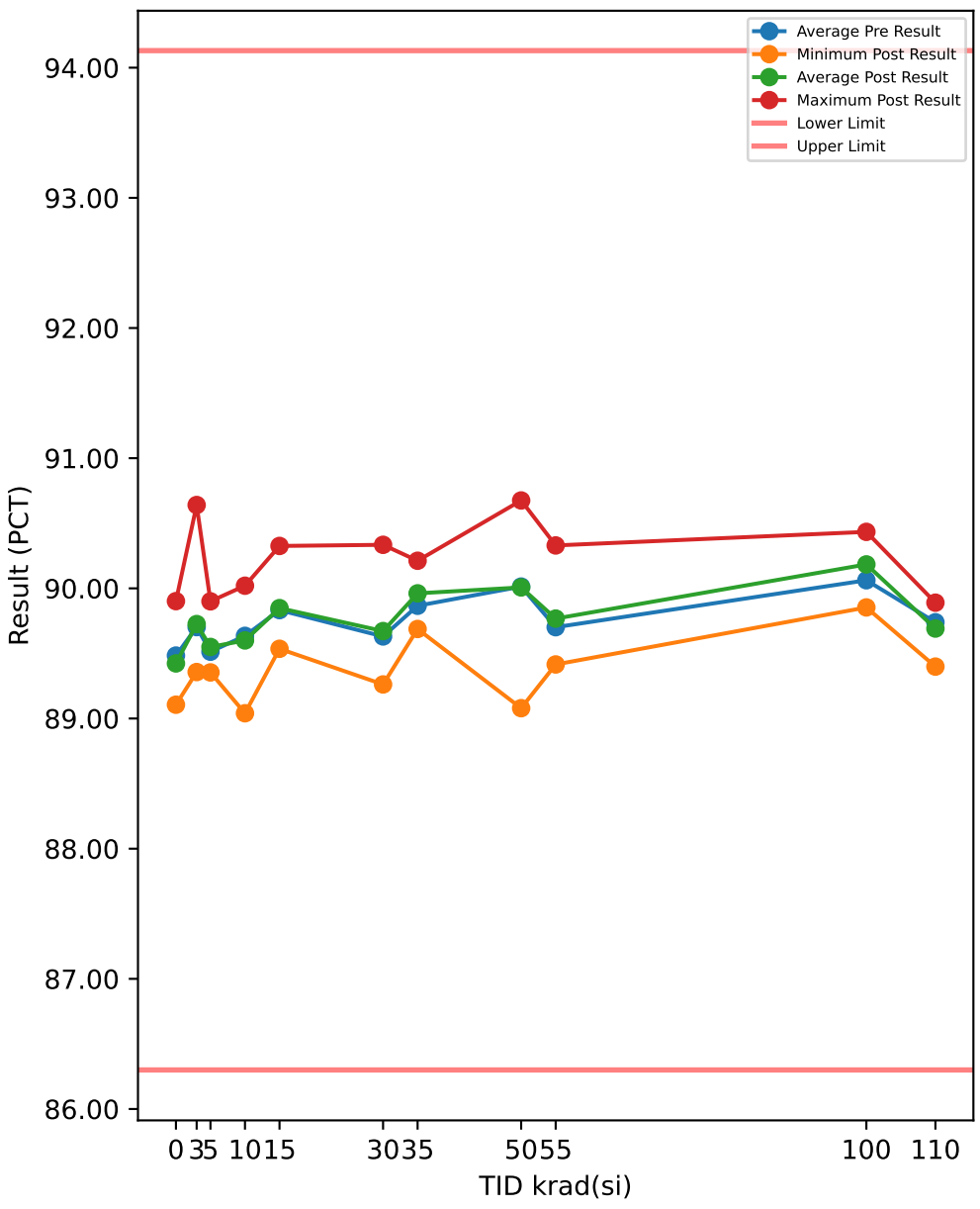

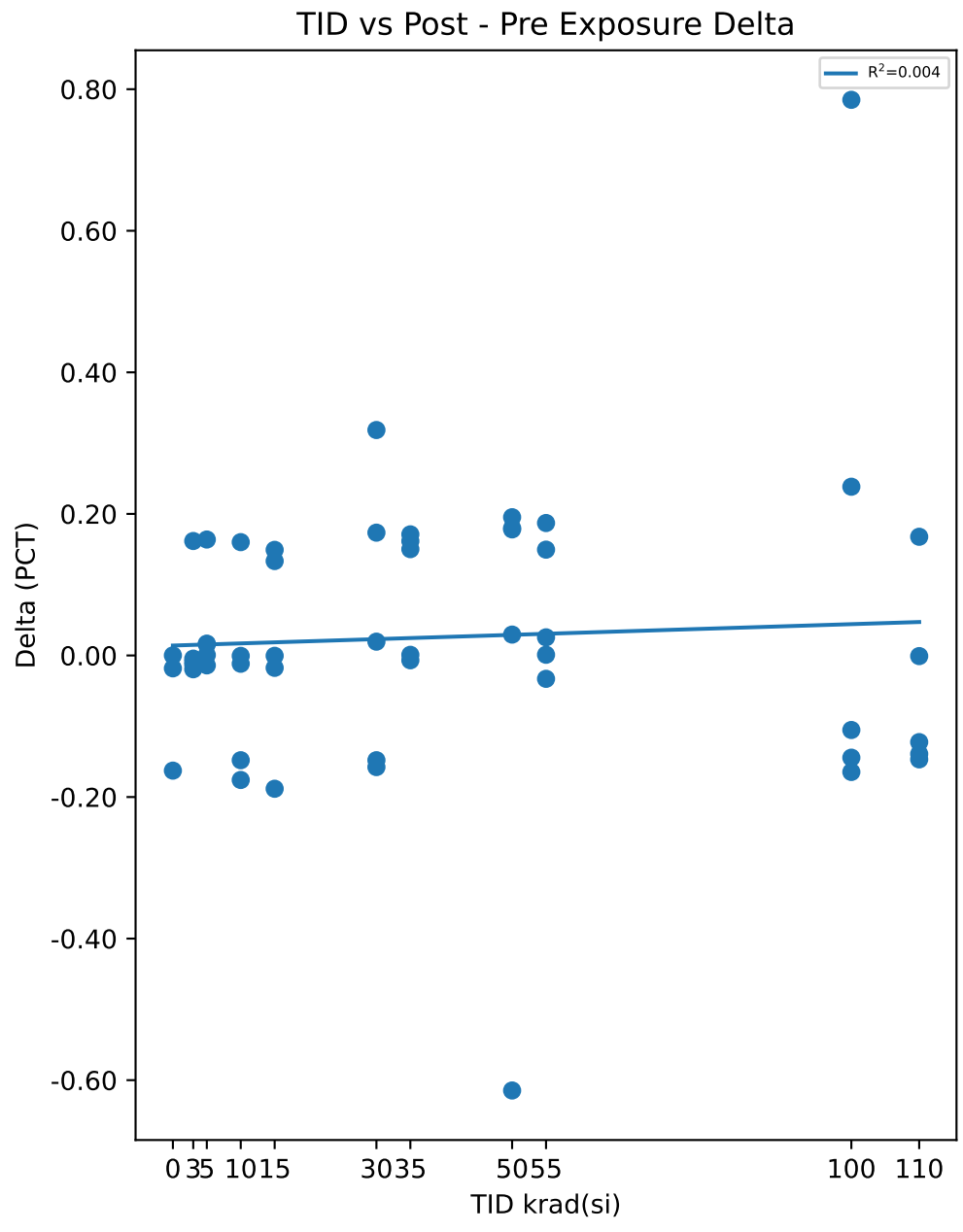

Test Results (Lower Limit = 86.25, Upper Limit = 94.1 (PCT))

Serial #	krad(si)	Exposure Conditions	Pre Result	Post Result	Delta
1	0	CU1	89.28	89.262	-0.0182
2	0	CU2	89.902	89.902	0.0001
3	0	CU3	89.269	89.106	-0.1627
10	3	3krad Unbiased	89.58	89.567	-0.013
11	3	3krad Unbiased	89.362	89.357	-0.0045
12	3	3krad Unbiased	89.399	89.38	-0.0195
13	3	3krad Unbiased	90.478	90.64	0.1617
14	3	3krad Unbiased	89.693	89.684	-0.0089
15	5	3krad Biased	89.692	89.677	-0.014
16	5	3krad Biased	89.386	89.403	0.0167
17	5	3krad Biased	89.25	89.414	0.1638
18	5	3krad Biased	89.338	89.354	0.0157
19	5	3krad Biased	89.9	89.9	0.0006
20	10	10krad Unbiased	89.86	90.02	0.1601
21	10	10krad Unbiased	89.566	89.565	-0.0006
22	10	10krad Unbiased	89.515	89.367	-0.148
23	10	10krad Unbiased	89.216	89.04	-0.1759
24	10	10krad Unbiased	90.018	90.007	-0.0117
25	15	10krad Biased	89.864	89.863	-0.0005
26	15	10krad Biased	89.682	89.665	-0.0175
27	15	10krad Biased	90.177	90.326	0.1492
28	15	10krad Biased	89.402	89.536	0.1334
29	15	10krad Biased	90.039	89.851	-0.1883
30	30	30krad Unbiased	89.52	89.372	-0.148
31	30	30krad Unbiased	89.502	89.675	0.1735
32	30	30krad Unbiased	90.016	90.334	0.3185
33	30	30krad Unbiased	89.695	89.715	0.0195
34	30	30krad Unbiased	89.419	89.262	-0.1577
35	35	30krad Biased	89.879	90.04	0.1616
36	35	30krad Biased	89.695	89.688	-0.0068
37	35	30krad Biased	89.714	89.864	0.1502
38	35	30krad Biased	90.211	90.212	0.0009
39	35	30krad Biased	89.833	90.004	0.1711
40	50	50krad Unbiased	90.029	90.224	0.1953
41	50	50krad Unbiased	89.37	89.549	0.18
42	50	50krad Unbiased	90.478	90.507	0.0295
43	50	50krad Unbiased	90.497	90.675	0.1781
44	50	50krad Unbiased	89.694	89.079	-0.6146
45	55	50krad Biased	90.18	90.33	0.1495
46	55	50krad Biased	89.39	89.415	0.0256
47	55	50krad Biased	89.555	89.742	0.1871
48	55	50krad Biased	89.696	89.697	0.001
49	55	50krad Biased	89.687	89.654	-0.033
50	100	100krad Unbiased	89.63	90.415	0.785
51	100	100krad Unbiased	90.195	90.434	0.2384
52	100	100krad Unbiased	90.174	90.068	-0.1053
53	100	100krad Unbiased	90.314	90.149	-0.1646
54	100	100krad Unbiased	89.998	89.853	-0.1444
55	110	100krad Biased	90.037	89.89	-0.1468
56	110	100krad Biased	89.87	89.731	-0.1391
57	110	100krad Biased	89.691	89.69	-0.0009
58	110	100krad Biased	89.869	89.747	-0.1224
59	110	100krad Biased	89.231	89.399	0.1677

Test Statistics (PCT)

krad(si)	Pre Exposure Min	Pre Exposure Avg	Pre Exposure Max	Pre Exposure Std	Post Exposure Min	Post Exposure Avg	Post Exposure Max	Post Exposure Std	Min Delta	Avg Delta	Max Delta	Std Delta
0	89.269	89.483	89.902	0.36213	89.106	89.423	89.902	0.42164	-0.1627	-0.060267	0.0001	0.089181
3	89.362	89.702	90.478	0.4543	89.357	89.726	90.64	0.52889	-0.0195	0.02316	0.1617	0.077643
5	89.25	89.513	89.9	0.27247	89.354	89.55	89.9	0.23317	-0.014	0.03656	0.1638	0.072231
10	89.216	89.635	90.018	0.3132	89.04	89.6	90.02	0.42159	-0.1759	-0.03522	0.1601	0.13455
15	89.402	89.833	90.177	0.304	89.536	89.848	90.326	0.29979	-0.1883	0.01526	0.1492	0.13662
30	89.419	89.63	90.016	0.23777	89.262	89.672	90.334	0.4181	-0.1577	0.04116	0.3185	0.20629
35	89.695	89.866	90.211	0.20791	89.688	89.962	90.212	0.19697	-0.0068	0.0954	0.1711	0.090126
50	89.37	90.013	90.497	0.49157	89.079	90.007	90.675	0.67336	-0.6146	-0.00634	0.1953	0.34665
55	89.39	89.702	90.18	0.29498	89.415	89.768	90.33	0.33857	-0.033	0.06604	0.1871	0.09656
100	89.63	90.062	90.314	0.26684	89.853	90.184	90.434	0.2447	-0.1646	0.12182	0.785	0.40555
110	89.231	89.739	90.037	0.3094	89.399	89.691	89.89	0.18001	-0.1468	-0.0483	0.1677	0.13448

Device Test: 71.5 POWER_GOOD|//RISE_THRESHOLD/1N8V//6.3/@V_PG_RISE

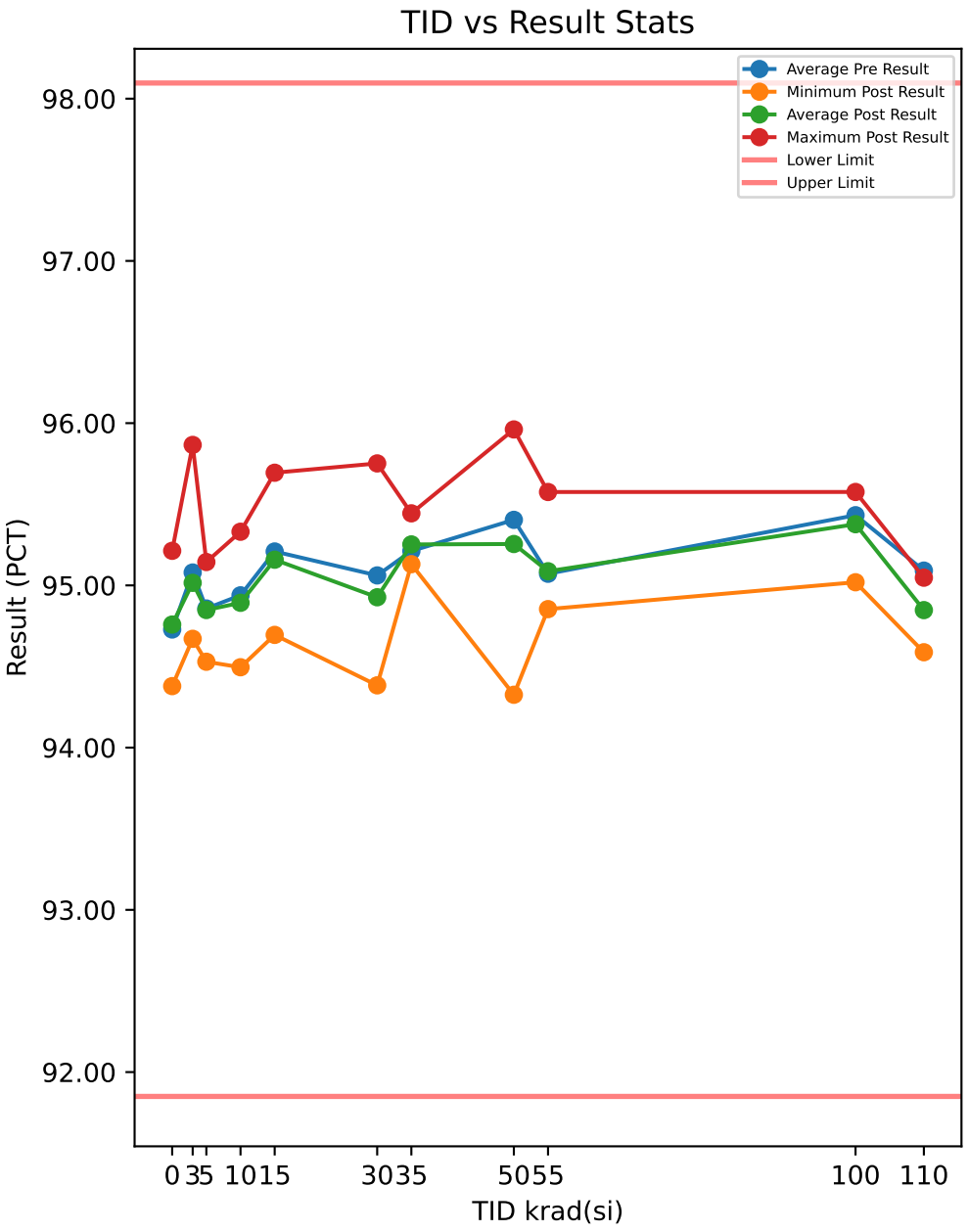

Test Results (Lower Limit = 91.8, Upper Limit = 98.05 (PCT))

Serial #	krad(si)	Exposure Conditions	Pre Result	Post Result	Delta
1	0	CU1	94.629	94.684	0.0549
2	0	CU2	95.213	95.213	-0.0003
3	0	CU3	94.342	94.379	0.0368
10	3	3krad Unbiased	94.964	94.863	-0.1004
11	3	3krad Unbiased	94.693	94.687	-0.0063
12	3	3krad Unbiased	94.835	94.671	-0.1641
13	3	3krad Unbiased	95.87	95.866	-0.0038
14	3	3krad Unbiased	95.035	94.991	-0.0441
15	5	3krad Biased	95.082	95.144	0.0616
16	5	3krad Biased	94.719	94.529	-0.1896
17	5	3krad Biased	94.649	94.834	0.1842
18	5	3krad Biased	94.672	94.697	0.0252
19	5	3krad Biased	95.165	95.037	-0.1279
20	10	10krad Unbiased	95.322	95.331	0.0084
21	10	10krad Unbiased	94.778	94.836	0.0576
22	10	10krad Unbiased	94.725	94.551	-0.1743
23	10	10krad Unbiased	94.57	94.495	-0.0745
24	10	10krad Unbiased	95.298	95.25	-0.0477
25	15	10krad Biased	95.169	95.171	0.0017
26	15	10krad Biased	94.927	95.119	0.1922
27	15	10krad Biased	95.586	95.694	0.1086
28	15	10krad Biased	94.818	94.695	-0.1229
29	15	10krad Biased	95.545	95.112	-0.4333
30	30	30krad Unbiased	94.94	94.569	-0.3704
31	30	30krad Unbiased	95.061	94.874	-0.1863
32	30	30krad Unbiased	95.416	95.752	0.3355
33	30	30krad Unbiased	95.029	95.055	0.0259
34	30	30krad Unbiased	94.862	94.384	-0.4777
35	35	30krad Biased	95.187	95.131	-0.0563
36	35	30krad Biased	94.987	95.193	0.2056
37	35	30krad Biased	95.003	95.221	0.218
38	35	30krad Biased	95.648	95.444	-0.2035
39	35	30krad Biased	95.234	95.274	0.0396
40	50	50krad Unbiased	95.471	95.375	-0.0952
41	50	50krad Unbiased	94.687	94.873	0.186
42	50	50krad Unbiased	95.784	95.739	-0.0443
43	50	50krad Unbiased	95.989	95.961	-0.0278
44	50	50krad Unbiased	95.09	94.326	-0.7639
45	55	50krad Biased	95.662	95.576	-0.0861
46	55	50krad Biased	94.65	94.854	0.2039
47	55	50krad Biased	95.027	95.098	0.0711
48	55	50krad Biased	94.945	95.022	0.0772
49	55	50krad Biased	95.076	94.887	-0.1888
50	100	100krad Unbiased	94.933	95.562	0.6287
51	100	100krad Unbiased	95.523	95.576	0.0531
52	100	100krad Unbiased	95.653	95.412	-0.241
53	100	100krad Unbiased	95.728	95.317	-0.4108
54	100	100krad Unbiased	95.326	95.019	-0.3072
55	110	100krad Biased	95.43	94.952	-0.4787
56	110	100krad Biased	95.221	95.047	-0.1731
57	110	100krad Biased	94.969	94.864	-0.1056
58	110	100krad Biased	95.282	94.787	-0.4946
59	110	100krad Biased	94.554	94.588	0.0342

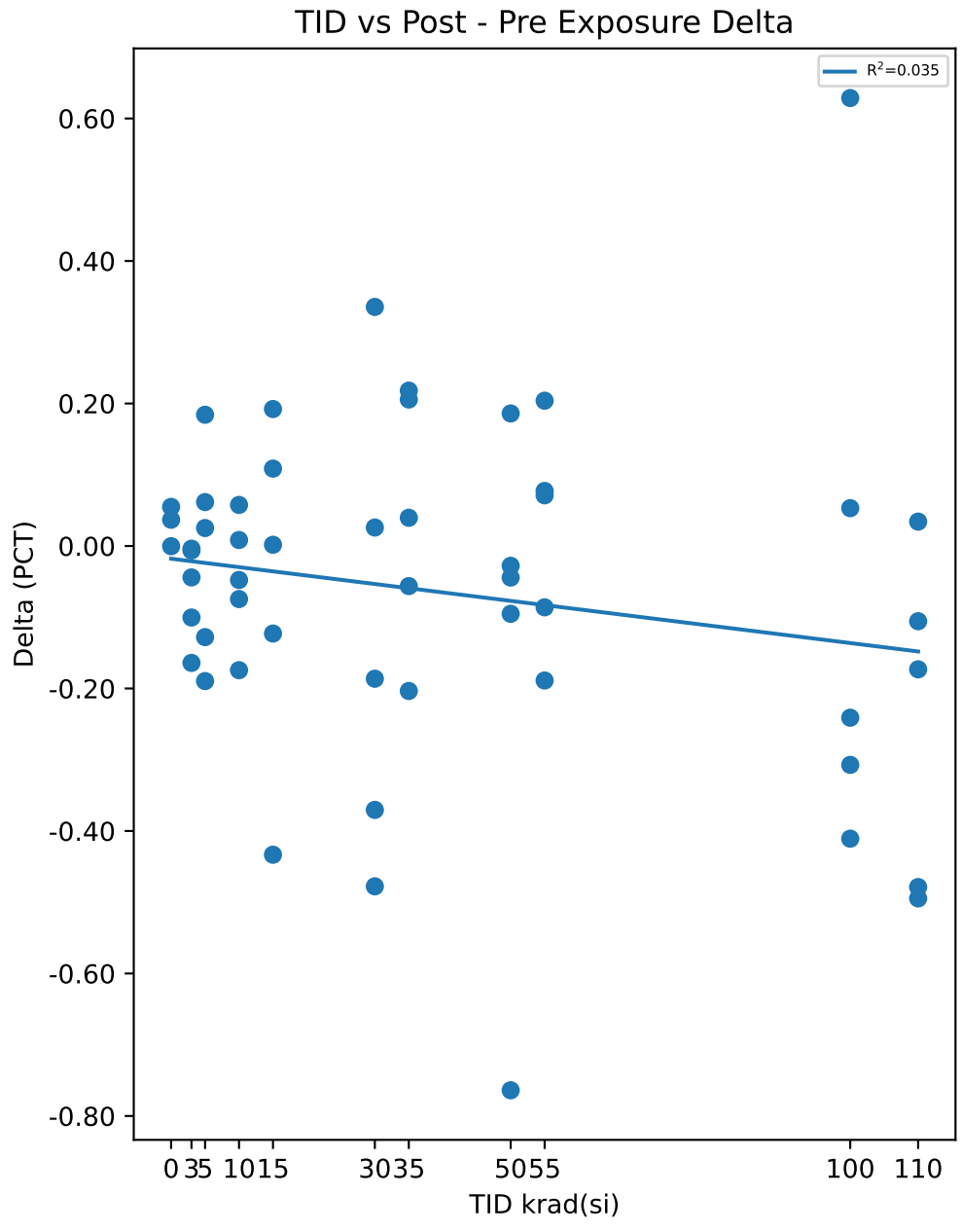

Test Statistics (PCT)

krad(si)	Pre Exposure Min	Pre Exposure Avg	Pre Exposure Max	Pre Exposure Std	Post Exposure Min	Post Exposure Avg	Post Exposure Max	Post Exposure Std	Min Delta	Avg Delta	Max Delta	Std Delta
0	94.342	94.728	95.213	0.44398	94.379	94.759	95.213	0.42203	-0.0003	0.030467	0.0549	0.02814
3	94.693	95.079	95.87	0.46061	94.671	95.016	95.866	0.49334	-0.1641	-0.06374	-0.0038	0.068363
5	94.649	94.857	95.165	0.24593	94.529	94.848	95.144	0.24891	-0.1896	-0.0093	0.1842	0.15019
10	94.57	94.939	95.322	0.34765	94.495	94.893	95.331	0.3865	-0.1743	-0.0461	0.0576	0.087989
15	94.818	95.209	95.586	0.34972	94.695	95.158	95.694	0.35568	-0.4333	-0.05074	0.1922	0.24429
30	94.862	95.061	95.416	0.2132	94.384	94.927	95.752	0.52973	-0.4777	-0.1346	0.3355	0.32509
35	94.987	95.212	95.648	0.2669	95.131	95.253	95.444	0.11887	-0.2035	0.04068	0.218	0.17866
50	94.687	95.404	95.989	0.52518	94.326	95.255	95.961	0.66273	-0.7639	-0.14904	0.186	0.36016
55	94.65	95.072	95.662	0.36886	94.854	95.087	95.576	0.29051	-0.1888	0.01546	0.2039	0.15367
100	94.933	95.433	95.728	0.31801	95.019	95.377	95.576	0.22715	-0.4108	-0.05544	0.6287	0.4195
110	94.554	95.091	95.43	0.34347	94.588	94.848	95.047	0.17472	-0.4946	-0.24356	0.0342	0.23423

Device Test: 71.6 POWER_GOOD|//FALL_THRESHOLD/1N8V//6.3/@V_PG_FALL

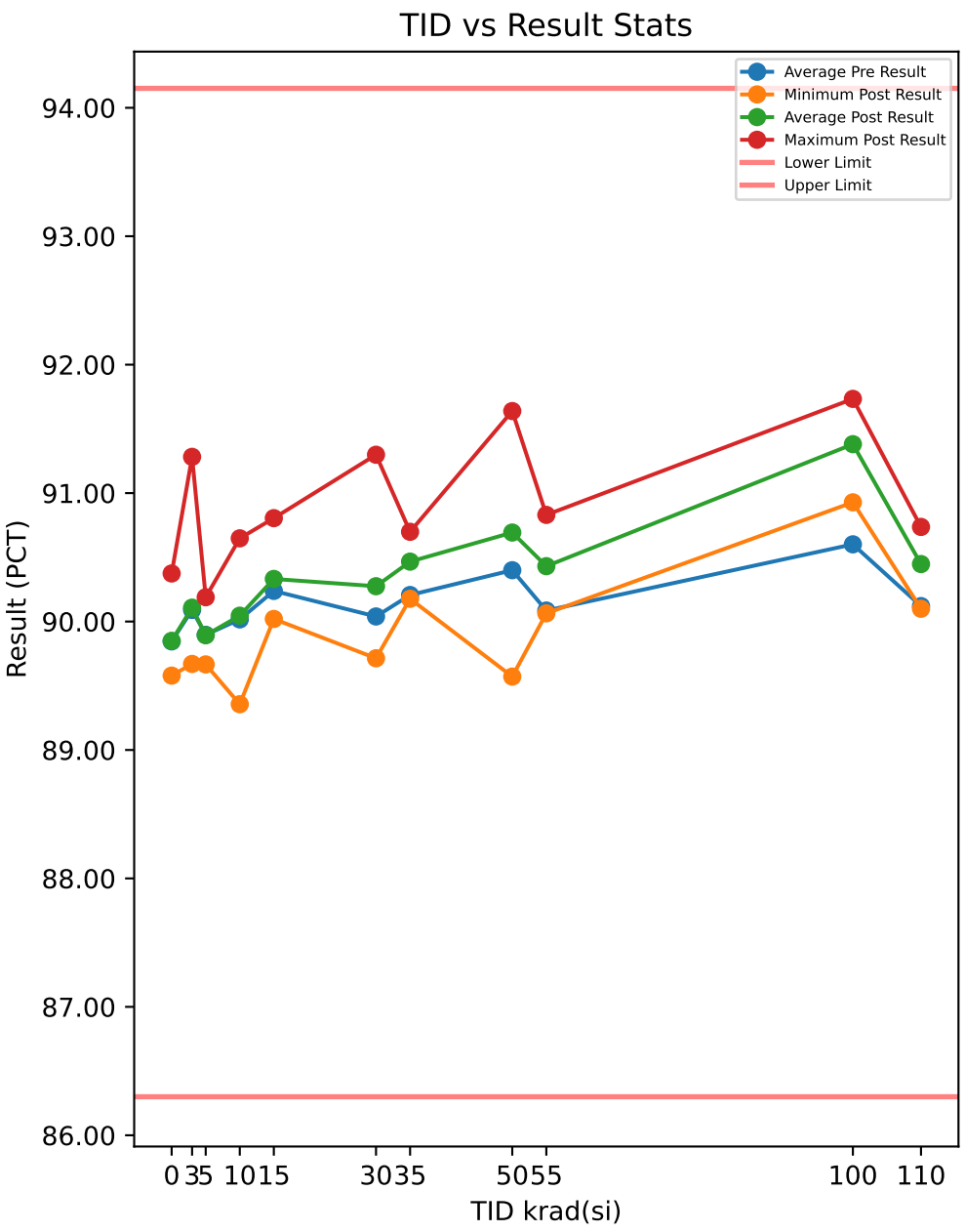

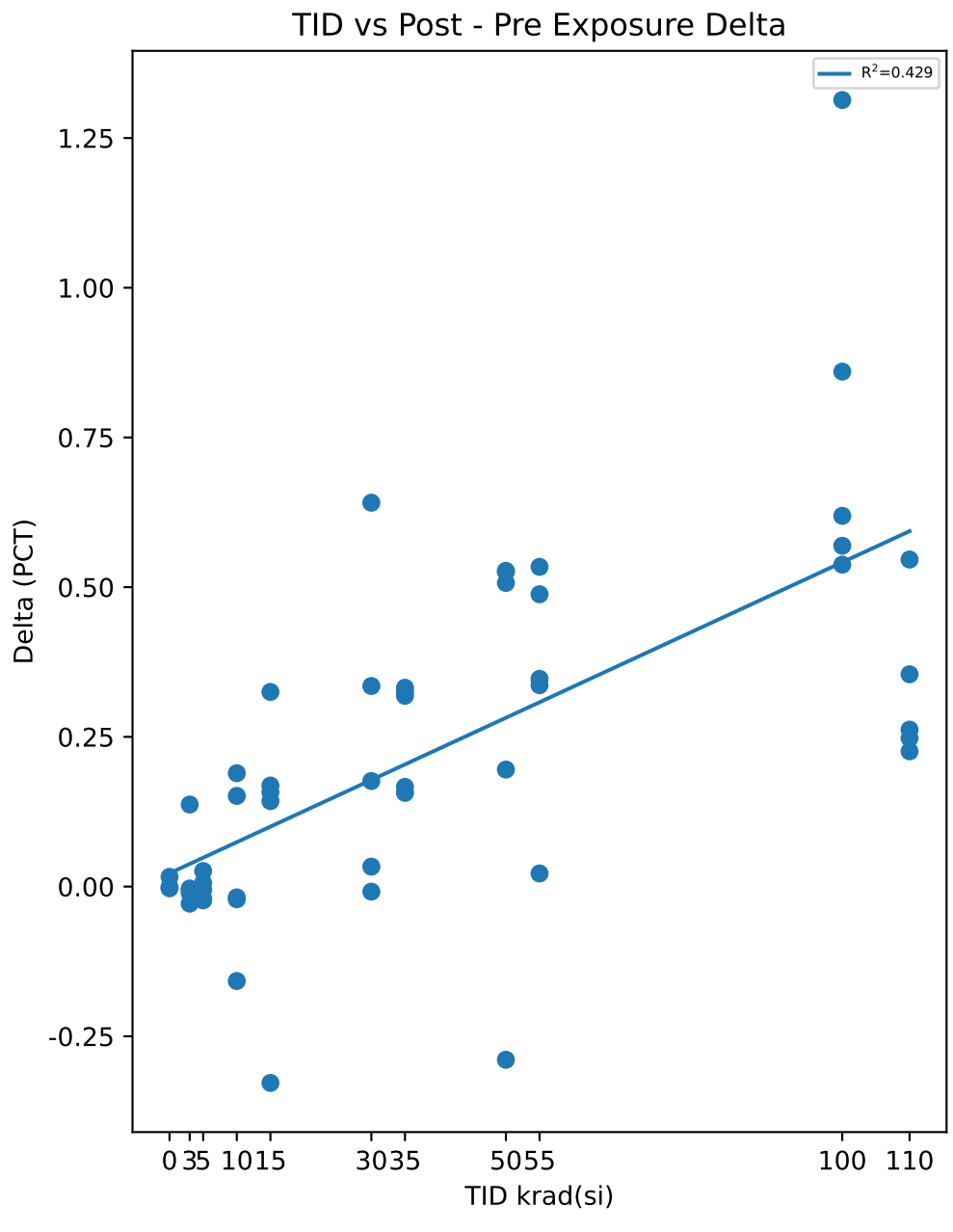

Test Results (Lower Limit = 86.25, Upper Limit = 94.1 (PCT))

Serial #	krad(si)	Exposure Conditions	Pre Result	Post Result	Delta
1	0	CU1	89.579	89.595	0.0162
2	0	CU2	90.377	90.374	-0.0029
3	0	CU3	89.58	89.579	-0.0008
10	3	3krad Unbiased	89.893	89.882	-0.0112
11	3	3krad Unbiased	89.675	89.67	-0.0055
12	3	3krad Unbiased	89.715	89.712	-0.0032
13	3	3krad Unbiased	91.145	91.282	0.137
14	3	3krad Unbiased	90.023	89.994	-0.0285
15	5	3krad Biased	90.16	90.166	0.0063
16	5	3krad Biased	89.709	89.735	0.026
17	5	3krad Biased	89.73	89.71	-0.0196
18	5	3krad Biased	89.672	89.666	-0.0055
19	5	3krad Biased	90.212	90.189	-0.023
20	10	10krad Unbiased	90.329	90.518	0.1893
21	10	10krad Unbiased	89.874	90.026	0.1514
22	10	10krad Unbiased	89.837	89.68	-0.1577
23	10	10krad Unbiased	89.377	89.356	-0.0212
24	10	10krad Unbiased	90.666	90.648	-0.0181
25	15	10krad Biased	90.172	90.341	0.1687
26	15	10krad Biased	90.168	90.325	0.1577
27	15	10krad Biased	90.662	90.805	0.1427
28	15	10krad Biased	89.695	90.02	0.325
29	15	10krad Biased	90.495	90.167	-0.3279
30	30	30krad Unbiased	89.835	89.869	0.0333
31	30	30krad Unbiased	89.972	90.307	0.3349
32	30	30krad Unbiased	90.658	91.299	0.641
33	30	30krad Unbiased	90.01	90.186	0.1763
34	30	30krad Unbiased	89.722	89.714	-0.0085
35	35	30krad Biased	90.177	90.496	0.3186
36	35	30krad Biased	90.154	90.486	0.332
37	35	30krad Biased	90.011	90.177	0.1665
38	35	30krad Biased	90.542	90.699	0.1565
39	35	30krad Biased	90.148	90.474	0.3259
40	50	50krad Unbiased	90.346	90.871	0.5257
41	50	50krad Unbiased	89.691	90.218	0.5273
42	50	50krad Unbiased	90.969	91.165	0.1954
43	50	50krad Unbiased	91.132	91.639	0.507
44	50	50krad Unbiased	89.861	89.571	-0.2892
45	55	50krad Biased	90.483	90.83	0.3469
46	55	50krad Biased	89.727	90.064	0.3363
47	55	50krad Biased	89.886	90.419	0.5339
48	55	50krad Biased	90.019	90.507	0.4881
49	55	50krad Biased	90.313	90.335	0.0219
50	100	100krad Unbiased	90.42	91.734	1.3135
51	100	100krad Unbiased	90.853	91.713	0.8599
52	100	100krad Unbiased	90.637	91.206	0.5691
53	100	100krad Unbiased	90.785	91.323	0.5376
54	100	100krad Unbiased	90.309	90.928	0.6191
55	110	100krad Biased	90.511	90.737	0.2259
56	110	100krad Biased	90.169	90.432	0.2621
57	110	100krad Biased	89.991	90.346	0.3545
58	110	100krad Biased	90.376	90.624	0.248
59	110	100krad Biased	89.554	90.1	0.5461

Test Statistics (PCT)

krad(si)	Pre Exposure Min	Pre Exposure Avg	Pre Exposure Max	Pre Exposure Std	Post Exposure Min	Post Exposure Avg	Post Exposure Max	Post Exposure Std	Min Delta	Avg Delta	Max Delta	Std Delta
0	89.579	89.845	90.377	0.46055	89.579	89.849	90.374	0.4545	-0.0029	0.0041667	0.0162	0.010474
3	89.675	90.09	91.145	0.60606	89.67	90.108	91.282	0.66926	-0.0285	0.01772	0.137	0.067411
5	89.672	89.896	90.212	0.2659	89.666	89.893	90.189	0.261	-0.023	-0.00316	0.026	0.020057
10	89.377	90.017	90.666	0.49497	89.356	90.045	90.648	0.54669	-0.1577	0.02874	0.1893	0.14166
15	89.695	90.238	90.662	0.37081	90.02	90.332	90.805	0.29502	-0.3279	0.09324	0.325	0.24666
30	89.722	90.039	90.658	0.36395	89.714	90.275	91.299	0.61986	-0.0085	0.2354	0.641	0.26374
35	90.011	90.207	90.542	0.1987	90.177	90.466	90.699	0.18629	0.1565	0.2599	0.332	0.090021
50	89.691	90.4	91.132	0.6435	89.571	90.693	91.639	0.81124	-0.2892	0.29324	0.5273	0.35473
55	89.727	90.086	90.483	0.30932	90.064	90.431	90.83	0.27814	0.0219	0.34542	0.5339	0.2004
100	90.309	90.601	90.853	0.23295	90.928	91.381	91.734	0.34417	0.5376	0.77984	1.3135	0.32409
110	89.554	90.12	90.511	0.37352	90.1	90.447	90.737	0.24817	0.2259	0.32732	0.5461	0.13175

6 Revision History

NOTE: Page numbers for previous revisions may differ from page numbers in the current version.

Changes from Revision A (October 2026) to Revision B (November 2026)	Page
• Updated *Abstract* section	1
• Updated Table 3-1 in *TID Characterization Summary Results* section	5

Changes from Revision * (September 2026) to Revision A (October 2026)	Page
• Updated HDR levels, quantity of units and the associated graphs	2

Copyright © 2026 Texas Instruments Incorporated

IMPORTANT NOTICE AND DISCLAIMER

TI PROVIDES TECHNICAL AND RELIABILITY DATA (INCLUDING DATASHEETS), DESIGN RESOURCES (INCLUDING REFERENCE DESIGNS), APPLICATION OR OTHER DESIGN ADVICE, WEB TOOLS, SAFETY INFORMATION, AND OTHER RESOURCES “AS IS” AND WITH ALL FAULTS, AND DISCLAIMS ALL WARRANTIES, EXPRESS AND IMPLIED, INCLUDING WITHOUT LIMITATION ANY IMPLIED WARRANTIES OF MERCHANTABILITY, FITNESS FOR A PARTICULAR PURPOSE OR NON-INFRINGEMENT OF THIRD PARTY INTELLECTUAL PROPERTY RIGHTS.

These resources are intended for skilled developers designing with TI products. You are solely responsible for (1) selecting the appropriate TI products for your application, (2) designing, validating and testing your application, and (3) ensuring your application meets applicable standards, and any other safety, security, regulatory or other requirements.

These resources are subject to change without notice. TI grants you permission to use these resources only for development of an application that uses the TI products described in the resource. Other reproduction and display of these resources is prohibited. No license is granted to any other TI intellectual property right or to any third party intellectual property right. TI disclaims responsibility for, and you fully indemnify TI and its representatives against any claims, damages, costs, losses, and liabilities arising out of your use of these resources.

TI’s products are provided subject to TI’s Terms of Sale, TI’s General Quality Guidelines, or other applicable terms available either on ti.com or provided in conjunction with such TI products. TI’s provision of these resources does not expand or otherwise alter TI’s applicable warranties or warranty disclaimers for TI products. Unless TI explicitly designates a product as custom or customer-specified, TI products are standard, catalog, general purpose devices.

TI objects to and rejects any additional or different terms you may propose.

Copyright © 2026, Texas Instruments Incorporated

Last updated 10/2025