

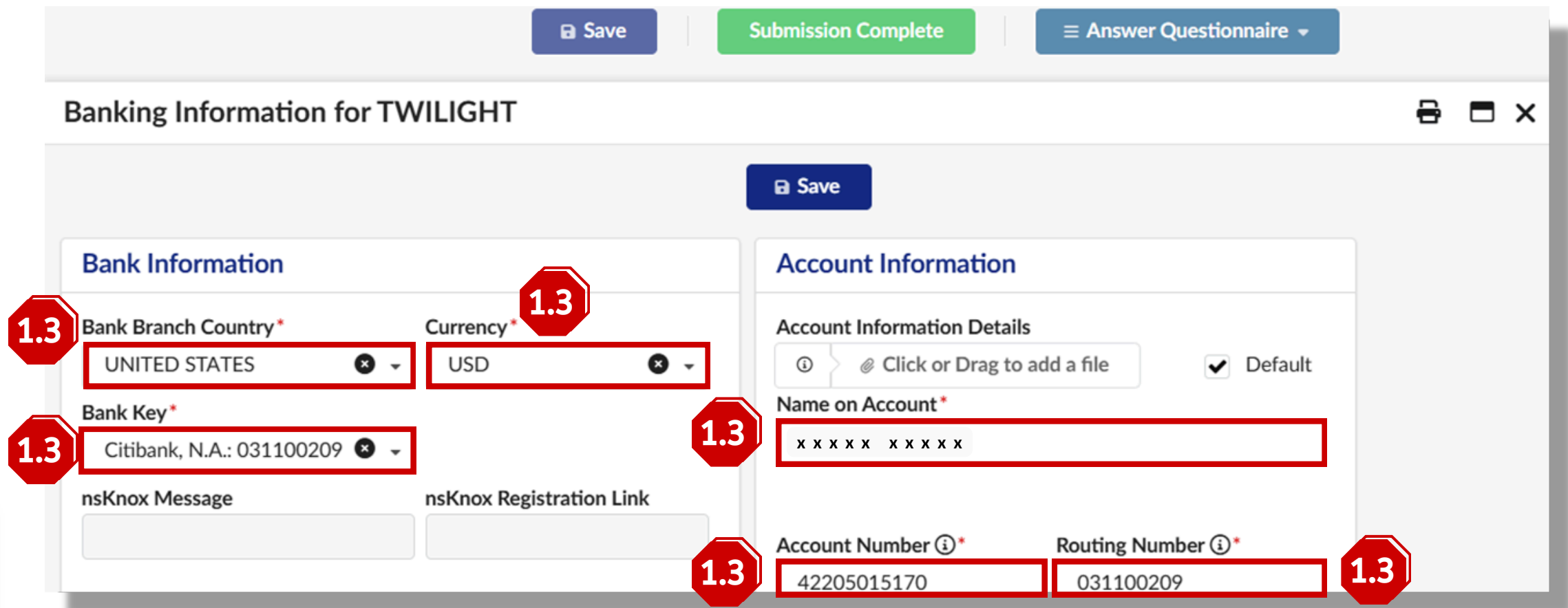
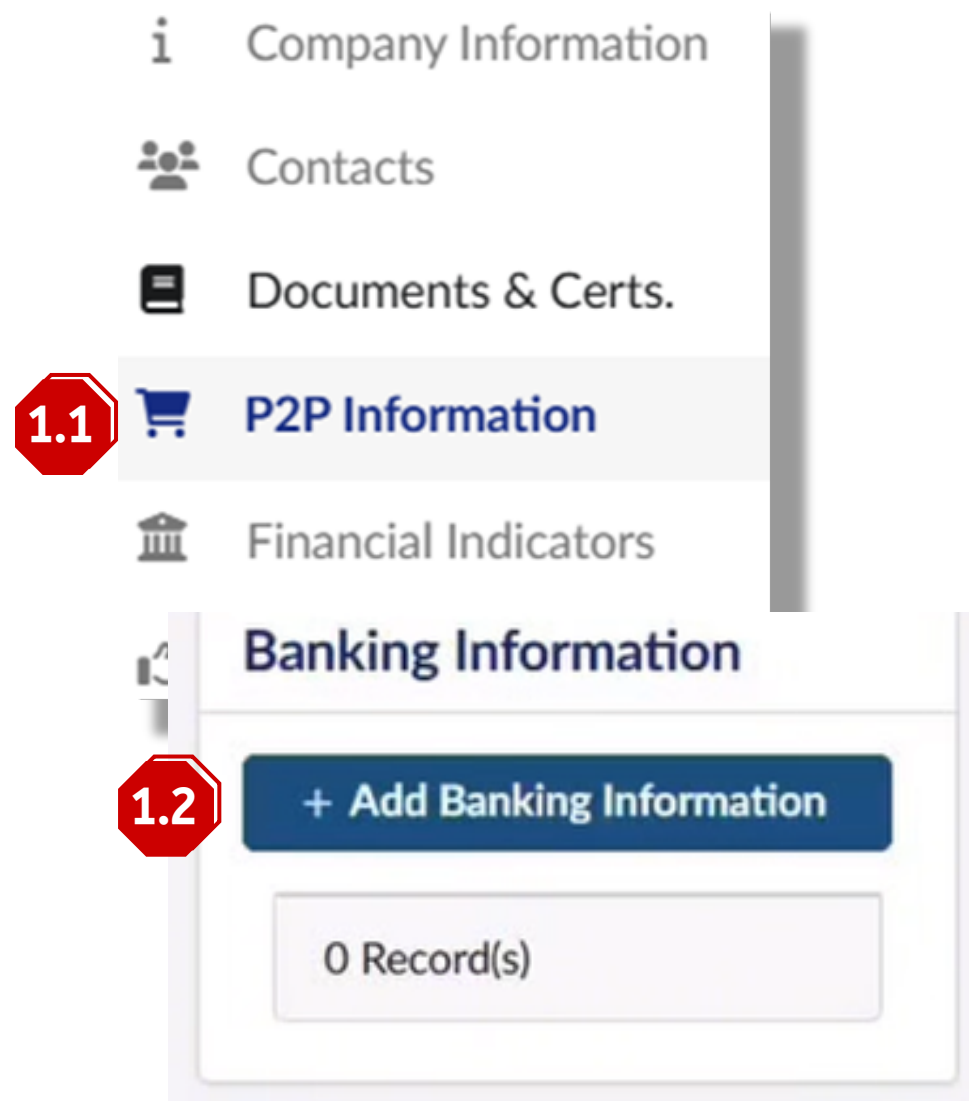


**nsknox**

**Validation Process**

# NsKnox Validation Process

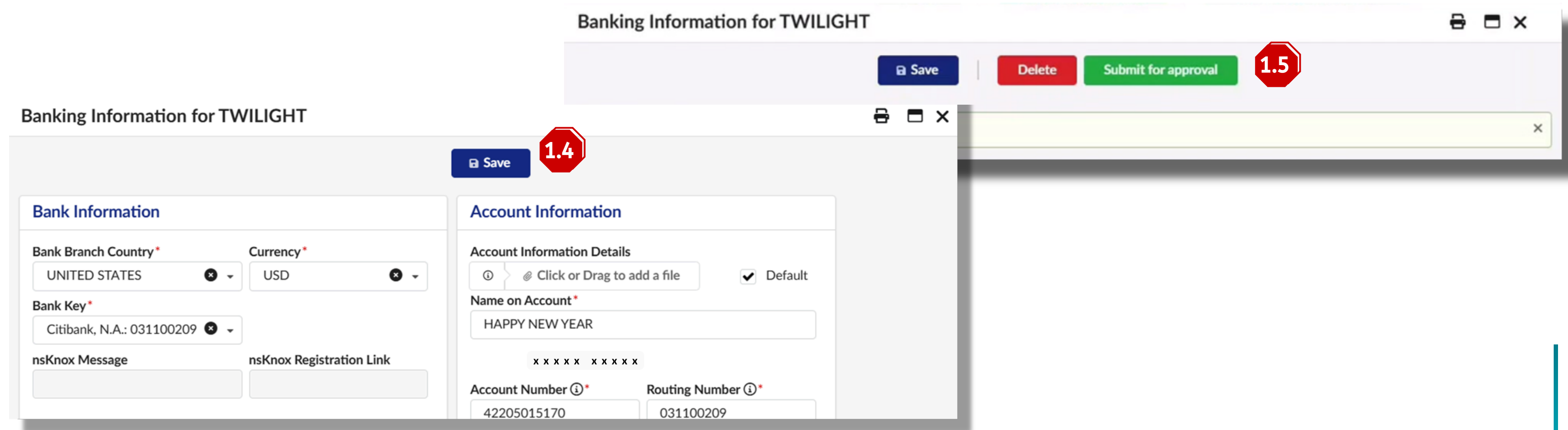
- 1.1 Click the **P2P Information** tab.
- 1.2 Click the **+Add Banking Information** button.
- 1.3 Input information on the required fields.



# NsKnox Validation Process

1.4 Click the **Save** button.

1.5 Then click the **Submit for Approval** button.



The screenshot displays two overlapping windows titled "Banking Information for TWILIGHT".

The top window shows the form's header and action buttons: "Save" (blue), "Delete" (red), and "Submit for approval" (green). A red callout "1.5" points to the "Submit for approval" button.

The bottom window shows the form's content, with a red callout "1.4" pointing to the "Save" button. The form is divided into two sections:

- Bank Information:**
  - Bank Branch Country\*: UNITED STATES
  - Currency\*: USD
  - Bank Key\*: Citibank, N.A.: 031100209
  - nsKnox Message: [Empty text box]
  - nsKnox Registration Link: [Empty text box]
- Account Information:**
  - Account Information Details: [Click or Drag to add a file]  Default
  - Name on Account\*: HAPPY NEW YEAR
  - [Masked field: x x x x x x x x x x]
  - Account Number\*: 42205015170
  - Routing Number\*: 031100209

# NsKnox Validation Process

Once the P2P Information is submitted, an email will be received regarding the validation process through NsKnox.

1.6 Click the arrow icon beside the **NsKnox Registration Link**.

Action Required: **NsKnox** Bank Validation Process Inbox x

**Buyer texasinstruments** <no-reply-texasinstruments@ivalua.com>  
to me XXXXX XXXXX,

Tue 11 Feb, 21:57 (6 days ago) ☆ 😊 ←

Hello Janus Bulatao,

If you have already started the Texas Instruments' bank validation process through **nsKnox**, please disregard this email.

We use a third party, **nsKnox**, to verify your bank information before we add or change in our system. Your on-boarding or change request will not be approved until this bank verification process is complete.

If you have not started the bank validation process, then log into Texas Instruments' supplier portal and do the following:

- Find the onboarding/change request that is in process
- Open the P2P Information tab and click the pencil next to the bank information.
- Click the "**nsKnox** Registration Link" to start the bank validation process in the **nsKnox** portal
- **nsKnox** will provide further instructions to complete the process

Ac  
Details  
Regards,  
Texas Instruments

Default

Name on Account  
HEART TECHNOLOGIES PHILIP...

Account Number ⓘ  
008010297115

## Banking Information for HEART TECHNOLOGIES PHILIPPINES

### Bank Information

#### Bank Branch Country

PHILIPPINES

#### Currency

PHP

#### Bank Key/SWIFT

BDO: BNORPHMM

#### nsKnox Message

TI partners with nsKnox, a 3rd-Party company, to validate bank information and prevent cybercrime losses to both you and TI. Click on the link to the right to start the nsKnox process.

#### nsKnox Registration Link

<https://accountvalidatio...>



**1.6**

# NsKnox Validation Process

1.7 Click the **Get Started** button

## Welcome to the nsKnox Account Validation Service

Protecting payments against cyber-fraud

To prevent attempts by cyber criminals to divert funds, which were intended for you, to their fraudulent accounts, Texas Instruments has engaged nsKnox to validate your bank account details.

### Easy 2-Step Process

Step 1

Complete your company and account information



Step 2

Follow specific instructions to complete validation

GET STARTED

1.7

1.8 Fill out the requested information regarding the Company by NsKnox.

1.9 Click **Continue** and verify the Bank Account Details before clicking **Register**.

1.10 Fill out the requested information again regarding Bank Account Details.

1.11 Click the **Register** button.

please contact Texas Instruments.

Company  
 Individual

Company country  
Philippines

Company info

Company Name (Local Language)  
HE\*

Company name (English)

Tax ID type  
Other Taxid

Tax ID number  
\*00

Company website (Optional)

Address

Company address (English)  
3F\*

Contact info

Contact full name  
Ja\*

Contact mail  
bu\*

+63 Phone number  
9999999999

CONTINUE

1.10

You have been invited to register to PaymentKnox by Texas Instruments

Bank Account Details

Complete missing bank account details. Details already provided to Texas Instruments are prefilled. To modify any of these, please contact Texas Instruments

Account country  
Philippines

Account currency  
PHP

SWIFT

Account number  
\*15

Bank code - may contain bank code + branch code  
BNORPHMM

For further credit to (Optional)

By completing this form and clicking "Register", I confirm that I am authorized to do so, and authorize nsKnox to process the details I provide, subject to the nsKnox [terms of use](#) and nsKnox [privacy policy](#).

REGISTER

1.11

# NsKnox Validation Process

You will be redirected to the nsKnox Validation page. You will also be receiving a first email regarding this process.

**Standard Account Validation**

Thank you for registering. To complete the validation of your account, please follow the instructions below:

1. nsKnox validation will transfer a random payment from "Nium" to your account.
2. Upon receiving the transfer mentioned above from nsKnox, please make the one time transfer in the exact amount or equivalent in the currency you expect to receive your payments, to the nsKnox account details below.

Payment instructions	
Do not use ACH Only wire transfer (SWIFT)	
Beneficiary name	nsKnox Technologies, Inc
Address	135 Madison Ave, New York, NY 10016
Account number	466007904549
ABA Fedwire	026009593
Swift code	BOFAUS3N (US Dollar Wires) BOFAUS6S (Foreign Currency Wires)

**Action Required: NsKnox Bank Validation Process** External → Inbox x

**Buyer texasinstruments** <no-reply-texasinstruments@ivalua.com> 9:12 AM (6 hours ago) ☆  
to me ▾

Hello ARIANE

If you have already started the Texas Instruments' bank validation process through nsKnox, please disregard this email.

We use a third party, nsKnox, to verify your bank information before we add or change in our system. Your on-boarding or change request will be approved until this bank verification process is complete.

If you have not started the bank validation process, then log into Texas Instruments' supplier portal and do the following:

- Find the onboarding/change request that is in process
- Open the P2P Information tab and click the pencil next to the bank information.
- Click the "nsKnox Registration Link" to start the bank validation process in the nsKnox portal
- nsKnox will provide further instructions to complete the process

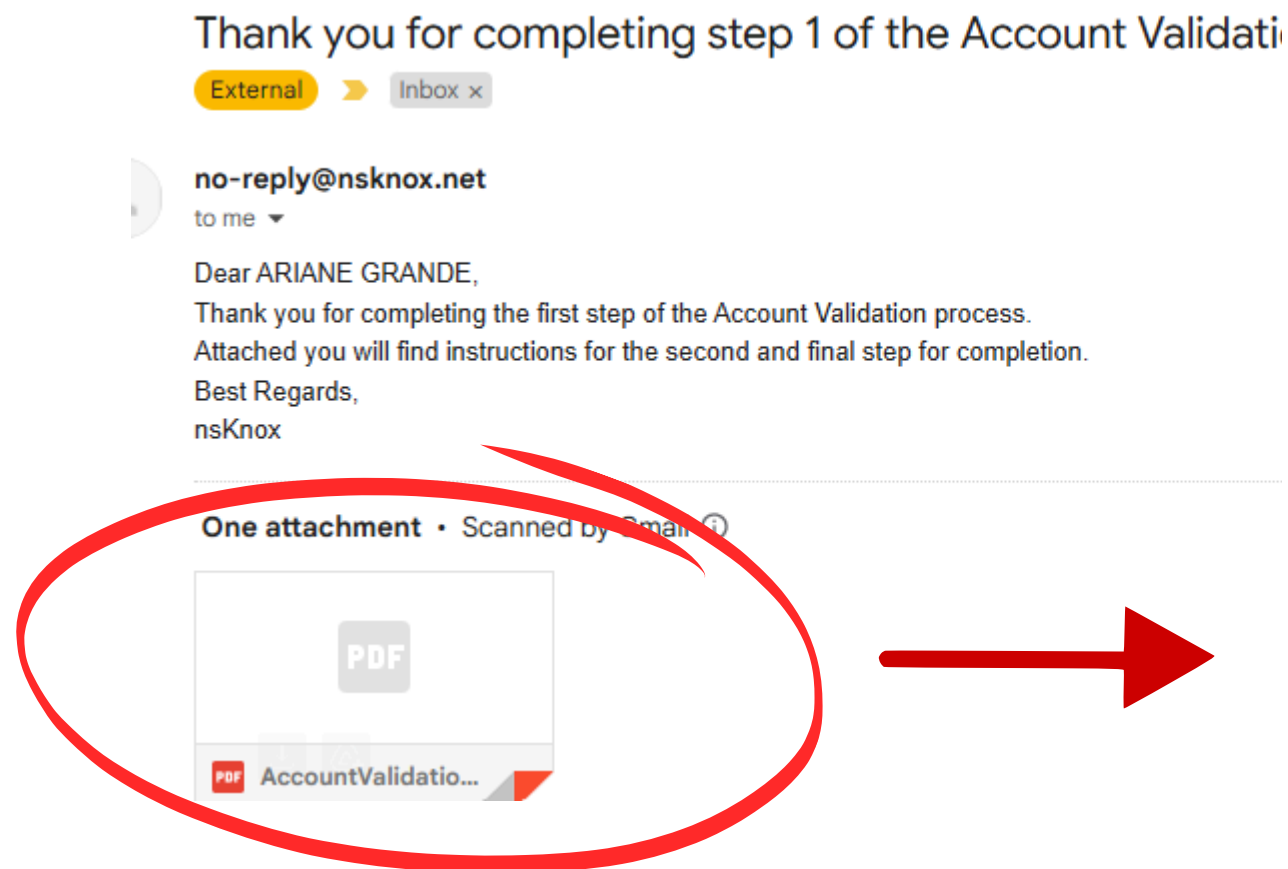
Regards,  
Texas Instruments

This is an automatically generated e-mail, please do not reply

Click [here](#) to manage your notifications settings.

# NsKnox Validation Process

You will also be receiving a second email regarding the remaining steps that must be done to complete the bank account validation process.



## Account Validation Process

Thank you for registering. To complete the validation of your account, please follow the instructions below:

1. nsKnox will transfer a random payment from "Nium" to your account.
2. Upon receiving the transfer mentioned above from nsKnox, please make the one time transfer in the exact amount or equivalent in the currency you expect to receive your payments, to the nsKnox account details below

Payment instructions	
<b>Do not use ACH</b> Only wire transfer (SWIFT)	
<b>Beneficiary Name</b>	nsKnox Technologies, Inc
<b>Address</b>	135 Madison Ave New York, NY 10016
<b>Account Number</b>	466007904549
<b>Swift Code</b>	BOFAUS3N (US Dollar Wires) BOFAUS6S (Foreign Currency Wires)
<b>ABA Fedwire</b>	026009593
<b>Bank Name and Address</b>	Bank of America, 222 Broadway, New York, NY 10038

## Reminders:

- Transfer must be made from the account you are validating, i.e. the account you provided your customer and expect to receive their payments into.
- The transfer should be in the exact amount that was transferred to you by nsKnox.
- It typically takes up to 48 hours after the wire transfer is complete to validate your account information. Once validated, a confirmation will be forwarded to your customer and an invoice for your payment will be sent to your mail.



---

**Thank you!**

