

These tests were performed with the Coilcraft NA6111-AL transformer.

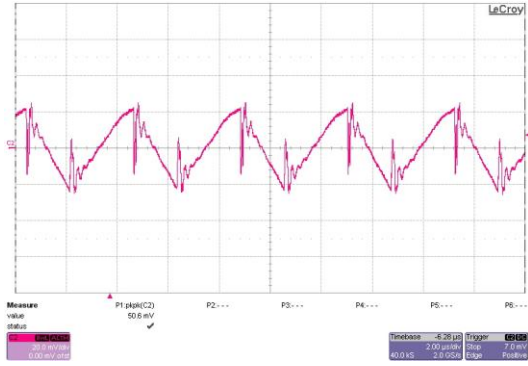
Efficiency and Regulation

				J3	J3	J3	
Iout	Vout	Iout	Vout	Iin	Vin	Eff	
2.00	3.329	1.00	5.064	0.3772	36.00	86.3%	
2.00	3.329	0.50	5.086	0.2942	36.00	86.9%	
2.00	3.329	0.00	5.108	0.2136	36.00	86.6%	
0.00	3.331	1.00	4.945	0.1573	36.00	87.3%	
0.00	3.331	0.00	4.989	0.0098	36.00	0.0%	
1.00	3.330	0.50	5.025	0.1848	36.00	87.8%	
1.00	3.330	1.00	5.003	0.2637	36.00	87.8%	
				J3	J3	J3	
Iout	Vout	Iout	Vout	Iin	Vin	Eff	
2.00	3.329	1.00	5.051	0.2754	48.00	88.6%	
2.00	3.329	0.50	5.069	0.2163	48.00	88.5%	
2.00	3.329	0.00	5.088	0.1585	48.00	87.5%	
0.00	3.331	1.00	4.951	0.1178	48.00	87.6%	
0.00	3.331	0.00	4.987	0.0094	48.00	0.0%	
1.00	3.330	0.50	5.018	0.1378	48.00	88.3%	
1.00	3.330	1.00	5.000	0.1948	48.00	89.1%	
				J3	J3	J3	
Iout	Vout	Iout	Vout	Iin	Vin	Eff	
2.00	3.329	1.00	5.045	0.2303	57.00	89.2%	
2.00	3.329	0.50	5.062	0.1815	57.00	88.8%	
2.00	3.329	0.00	5.079	0.1337	57.00	87.4%	
0.00	3.331	1.00	4.953	0.1001	57.00	86.8%	
0.00	3.331	0.00	4.987	0.0095	57.00	0.0%	
1.00	3.330	0.50	5.015	0.1166	57.00	87.8%	
1.00	3.330	1.00	4.999	0.1639	57.00	89.2%	
Max Load Efficiency without bridge							
Iout	Vout	Iout	Vout	Iin	Vin	Eff	
2.00	3.329	1.00	5.064	0.3772	34.16	91.0%	36.0V at J3
2.00	3.329	1.00	5.051	0.2754	46.21	92.0%	48.0V at J3
2.00	3.329	1.00	5.045	0.2303	55.28	91.9%	57.0V at J3
Vin measured at FB1/FB2							

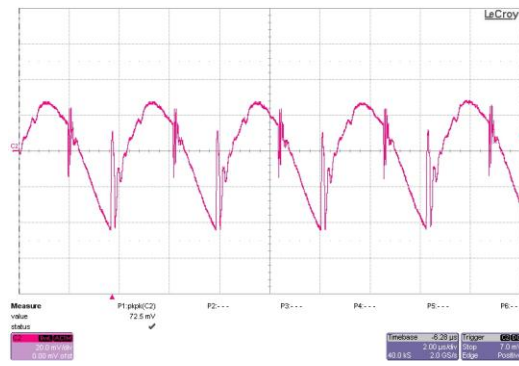
Ripple and Noise

48V input; 3.3V/2A, 5V/1A loads; 20MHz BWL.

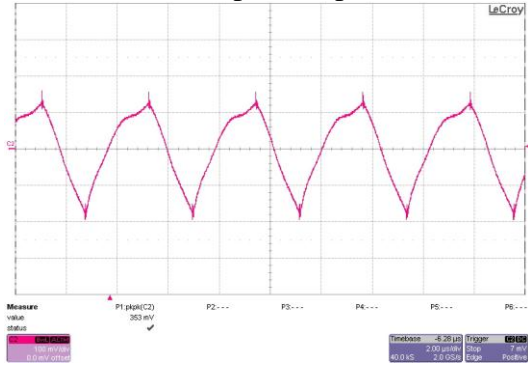
3.3V Output Ripple (C22), 20mV/div
Measured 50.6mV peak to peak:



5V Output Ripple (C14), 20mV/div
Measured 72.5mV peak to peak:

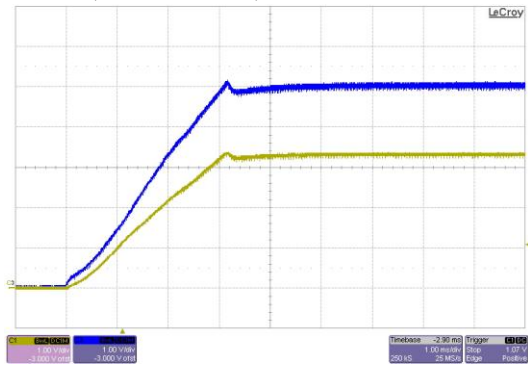


Input Ripple (C15), 100mV/div
Measured 353mV peak to peak:

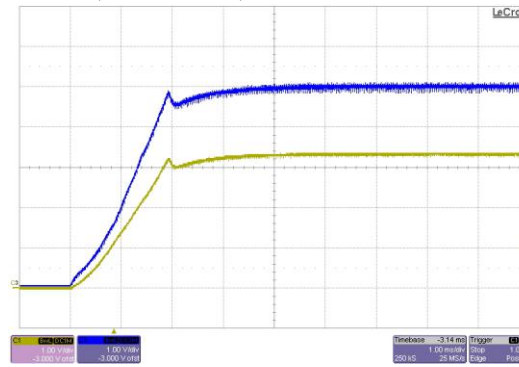


Turn On Response

48VIN, Max Loads, 1msec/div:



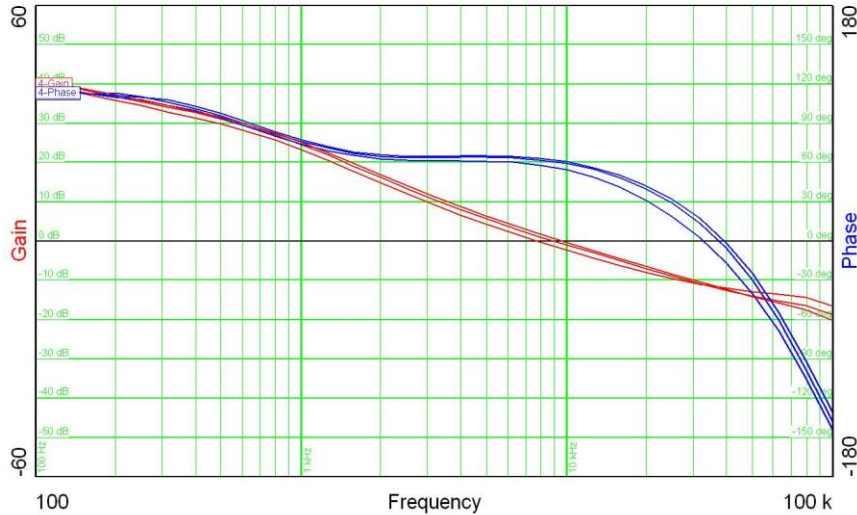
48VIN, 0A Loads, 1msec/div:



Top, 5V output, 1V/div; Bottom, 3.3V output, 1V/div

Loop Stability

The measured Bode plot of the converter is shown below.



Vin	BW	PM	GM
Volts	KHz	Deg	dB
36.00	7.7	58.0	11.1
48.00	8.9	60.0	12.1
57.00	9.7	60.0	12.2

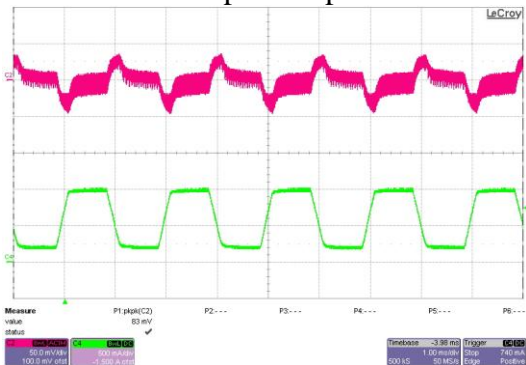
Dynamic Loading

One output was pulsed. The output not being pulsed was loaded to its max value.

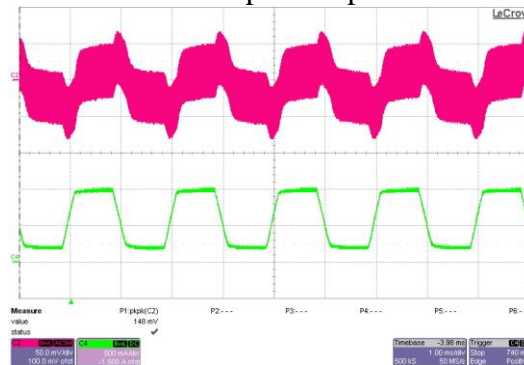
36V INPUT

3.3V load step, 200mA to 1A:

3.3V Response
 50mV/div, 1msec/div
 Measured 83mV peak to peak:



5V Response
 50mV/div
 Measured 148mV peak to peak:

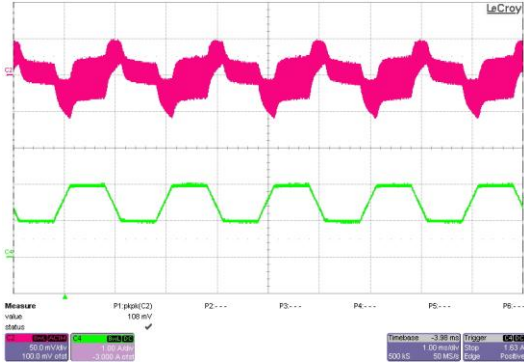


3.3V load step, 1A to 2A:

3.3V Response

50mV/div, 1msec/div

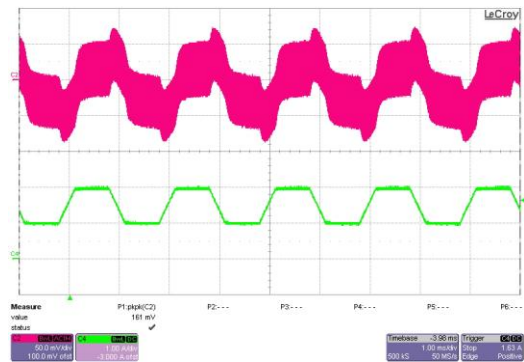
Measured 108mV peak to peak:



5V Response

50mV/div

Measured 161mV peak to peak:

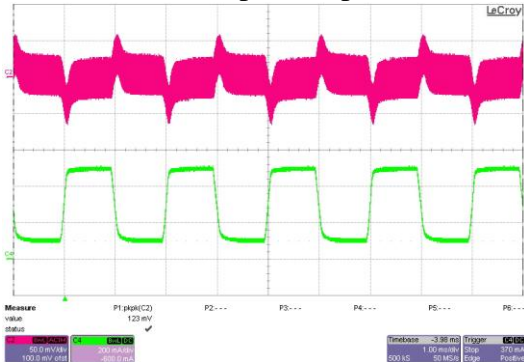


5V load step, 100mA to 500mA:

3.3V Response

50mV/div, 1msec/div

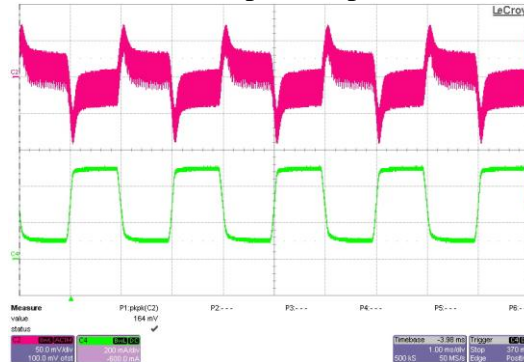
Measured 123mV peak to peak:



5V Response

50mV/div

Measured 164mV peak to peak:

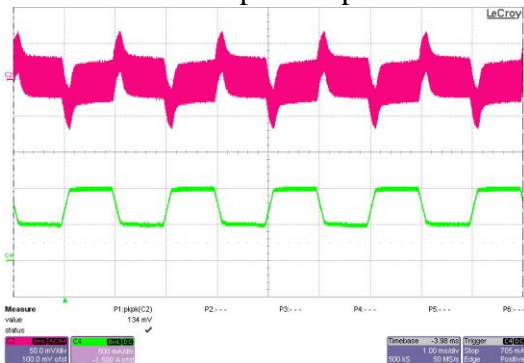


5V load step, 500mA to 1A:

3.3V Response

50mV/div, 1msec/div

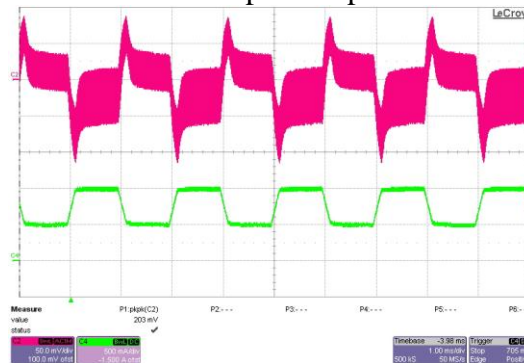
Measured 134mV peak to peak:



5V Response

50mV/div

Measured 203mV peak to peak:



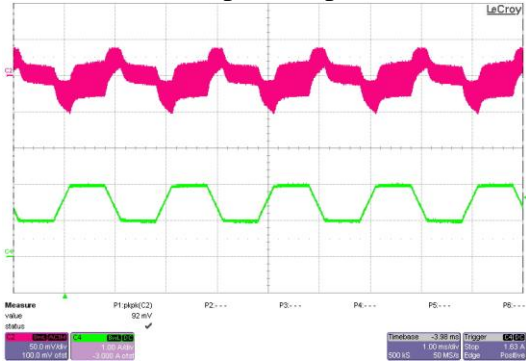
48V INPUT

3.3V load step, 1A to 2A:

3.3V Response

50mV/div, 1msec/div

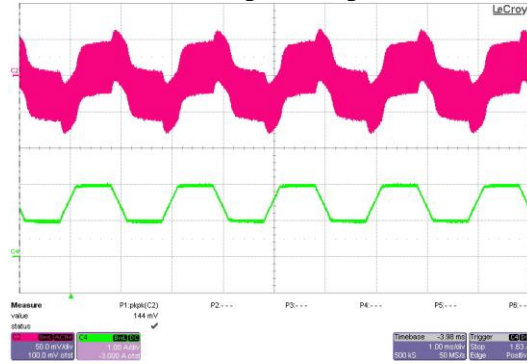
Measured 92mV peak to peak:



5V Response

50mV/div

Measured 144mV peak to peak:

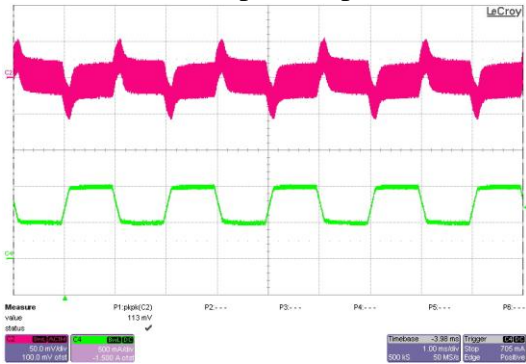


5V load step, 500mA to 1A:

3.3V Response

50mV/div, 1msec/div

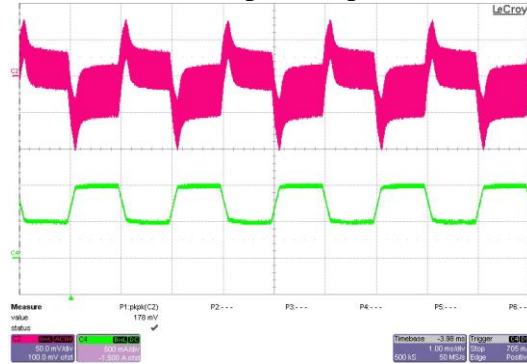
Measured 113mV peak to peak:




5V Response

50mV/div

Measured 178mV peak to peak:



Photo



IMPORTANT NOTICE

Texas Instruments Incorporated and its subsidiaries (TI) reserve the right to make corrections, enhancements, improvements and other changes to its semiconductor products and services per JESD46, latest issue, and to discontinue any product or service per JESD48, latest issue. Buyers should obtain the latest relevant information before placing orders and should verify that such information is current and complete. All semiconductor products (also referred to herein as "components") are sold subject to TI's terms and conditions of sale supplied at the time of order acknowledgment.

TI warrants performance of its components to the specifications applicable at the time of sale, in accordance with the warranty in TI's terms and conditions of sale of semiconductor products. Testing and other quality control techniques are used to the extent TI deems necessary to support this warranty. Except where mandated by applicable law, testing of all parameters of each component is not necessarily performed.

TI assumes no liability for applications assistance or the design of Buyers' products. Buyers are responsible for their products and applications using TI components. To minimize the risks associated with Buyers' products and applications, Buyers should provide adequate design and operating safeguards.

TI does not warrant or represent that any license, either express or implied, is granted under any patent right, copyright, mask work right, or other intellectual property right relating to any combination, machine, or process in which TI components or services are used. Information published by TI regarding third-party products or services does not constitute a license to use such products or services or a warranty or endorsement thereof. Use of such information may require a license from a third party under the patents or other intellectual property of the third party, or a license from TI under the patents or other intellectual property of TI.

Reproduction of significant portions of TI information in TI data books or data sheets is permissible only if reproduction is without alteration and is accompanied by all associated warranties, conditions, limitations, and notices. TI is not responsible or liable for such altered documentation. Information of third parties may be subject to additional restrictions.

Resale of TI components or services with statements different from or beyond the parameters stated by TI for that component or service voids all express and any implied warranties for the associated TI component or service and is an unfair and deceptive business practice. TI is not responsible or liable for any such statements.

Buyer acknowledges and agrees that it is solely responsible for compliance with all legal, regulatory and safety-related requirements concerning its products, and any use of TI components in its applications, notwithstanding any applications-related information or support that may be provided by TI. Buyer represents and agrees that it has all the necessary expertise to create and implement safeguards which anticipate dangerous consequences of failures, monitor failures and their consequences, lessen the likelihood of failures that might cause harm and take appropriate remedial actions. Buyer will fully indemnify TI and its representatives against any damages arising out of the use of any TI components in safety-critical applications.

In some cases, TI components may be promoted specifically to facilitate safety-related applications. With such components, TI's goal is to help enable customers to design and create their own end-product solutions that meet applicable functional safety standards and requirements. Nonetheless, such components are subject to these terms.

No TI components are authorized for use in FDA Class III (or similar life-critical medical equipment) unless authorized officers of the parties have executed a special agreement specifically governing such use.

Only those TI components which TI has specifically designated as military grade or "enhanced plastic" are designed and intended for use in military/aerospace applications or environments. Buyer acknowledges and agrees that any military or aerospace use of TI components which have **not** been so designated is solely at the Buyer's risk, and that Buyer is solely responsible for compliance with all legal and regulatory requirements in connection with such use.

TI has specifically designated certain components as meeting ISO/TS16949 requirements, mainly for automotive use. In any case of use of non-designated products, TI will not be responsible for any failure to meet ISO/TS16949.

Products

Audio	www.ti.com/audio
Amplifiers	amplifier.ti.com
Data Converters	dataconverter.ti.com
DLP® Products	www.dlp.com
DSP	dsp.ti.com
Clocks and Timers	www.ti.com/clocks
Interface	interface.ti.com
Logic	logic.ti.com
Power Mgmt	power.ti.com
Microcontrollers	microcontroller.ti.com
RFID	www.ti-rfid.com
OMAP Applications Processors	www.ti.com/omap
Wireless Connectivity	www.ti.com/wirelessconnectivity

Applications

Automotive and Transportation	www.ti.com/automotive
Communications and Telecom	www.ti.com/communications
Computers and Peripherals	www.ti.com/computers
Consumer Electronics	www.ti.com/consumer-apps
Energy and Lighting	www.ti.com/energy
Industrial	www.ti.com/industrial
Medical	www.ti.com/medical
Security	www.ti.com/security
Space, Avionics and Defense	www.ti.com/space-avionics-defense
Video and Imaging	www.ti.com/video

TI E2E Community

e2e.ti.com