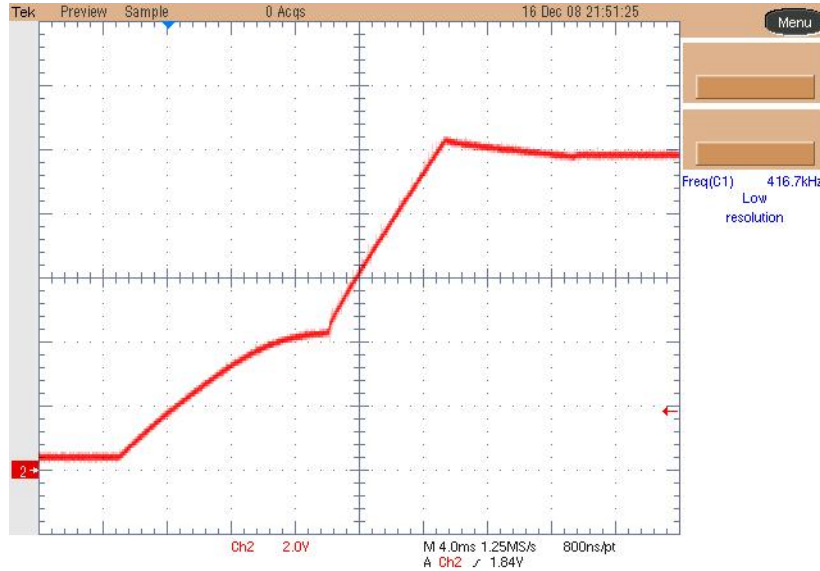


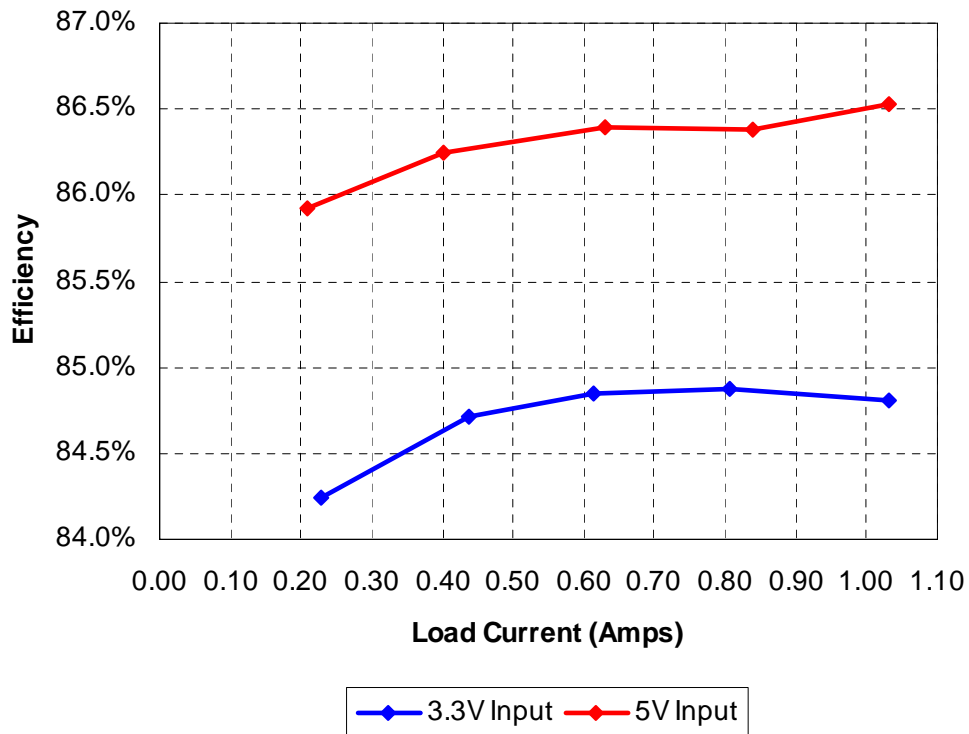
1 Startup

The startup waveform is shown in the image below. For this image, a 4Vdc input was applied, and the load was set to 1A. Channel 2: Vout (dc coupled) 2V/div, time division: 4ms /div.



2 Efficiency

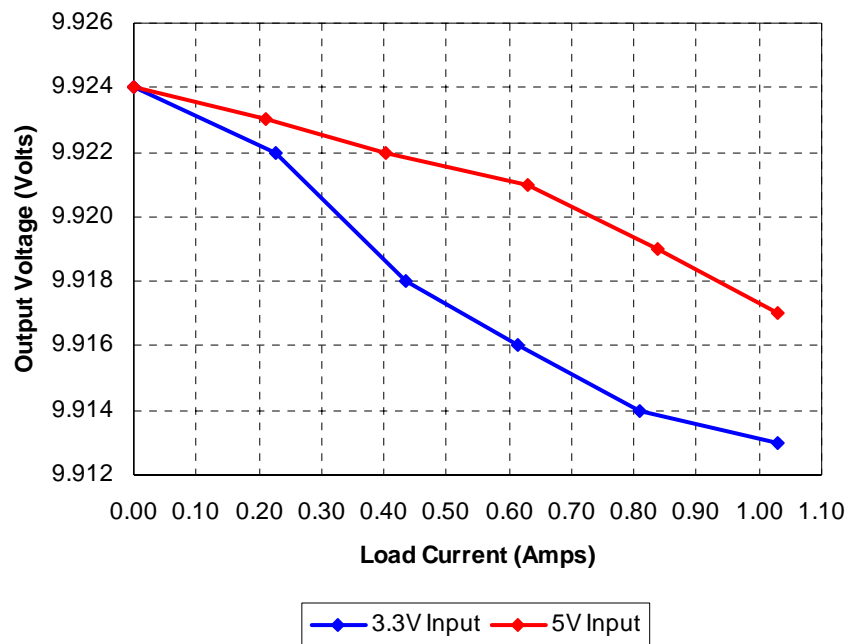
The efficiency data is shown in the tables and graph below. The full load is allowed for only 200msec, so the efficiency curves were taken at 3.3V_{in} and 5V_{in}, with 1A load.



Iout	Vout	Vin (DC)	Iin (mA)	Pout	Losses	Efficiency
0.0000	9.924	3.312	6	0.00	0.020	0.00%
0.2273	9.922	3.309	809	2.26	0.422	84.25%
0.4359	9.918	3.301	1546	4.32	0.780	84.71%
0.6134	9.916	3.308	2167	6.08	1.086	84.85%
0.8075	9.914	3.346	2819	8.01	1.427	84.87%
1.0307	9.913	3.310	3640	10.22	1.831	84.80%

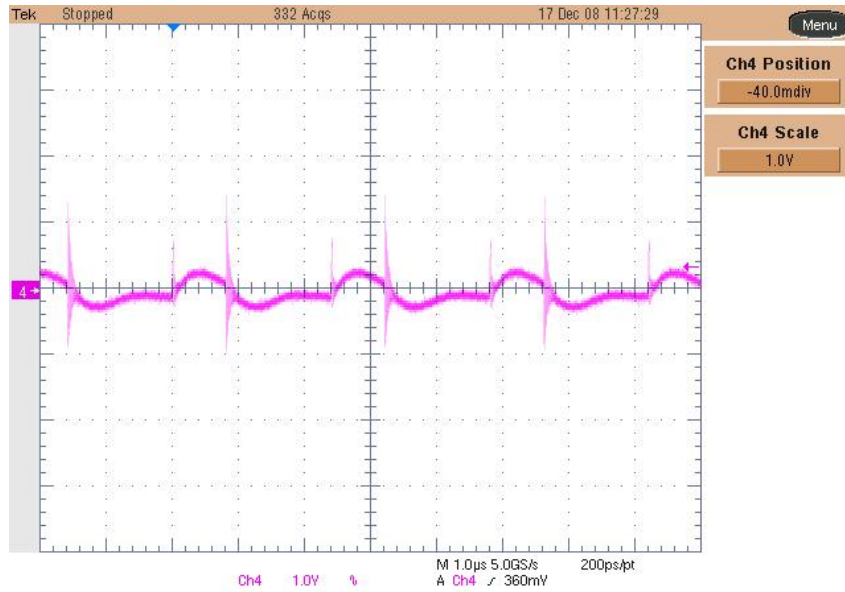
Iout	Vout	Vin (DC)	Iin (mA)	Pout	Losses	Efficiency
0.0000	9.924	5.004	4	0.00	0.020	0.00%
0.2102	9.923	5.005	485	2.09	0.342	85.93%
0.4023	9.922	5.014	923	3.99	0.636	86.25%
0.6290	9.921	5.009	1442	6.24	0.983	86.40%
0.8390	9.919	5.052	1907	8.32	1.312	86.38%
1.0308	9.917	5.006	2360	10.22	1.592	86.53%

3 Output Voltage Regulation



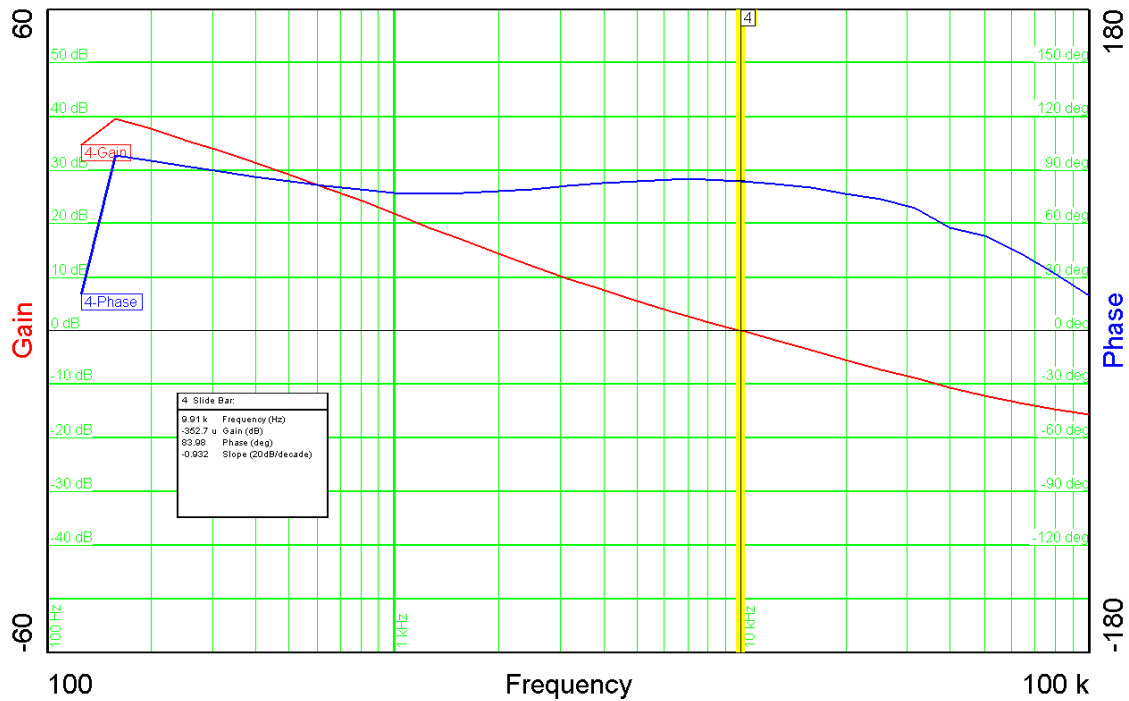
4 Output Ripple Voltage

The output ripple voltage is shown below. The input voltage was set at 4V and a 2.5A load was applied. Channel 4: Vout (ac coupled) 1V/div, time division: 1us/div.



5 Loop Response

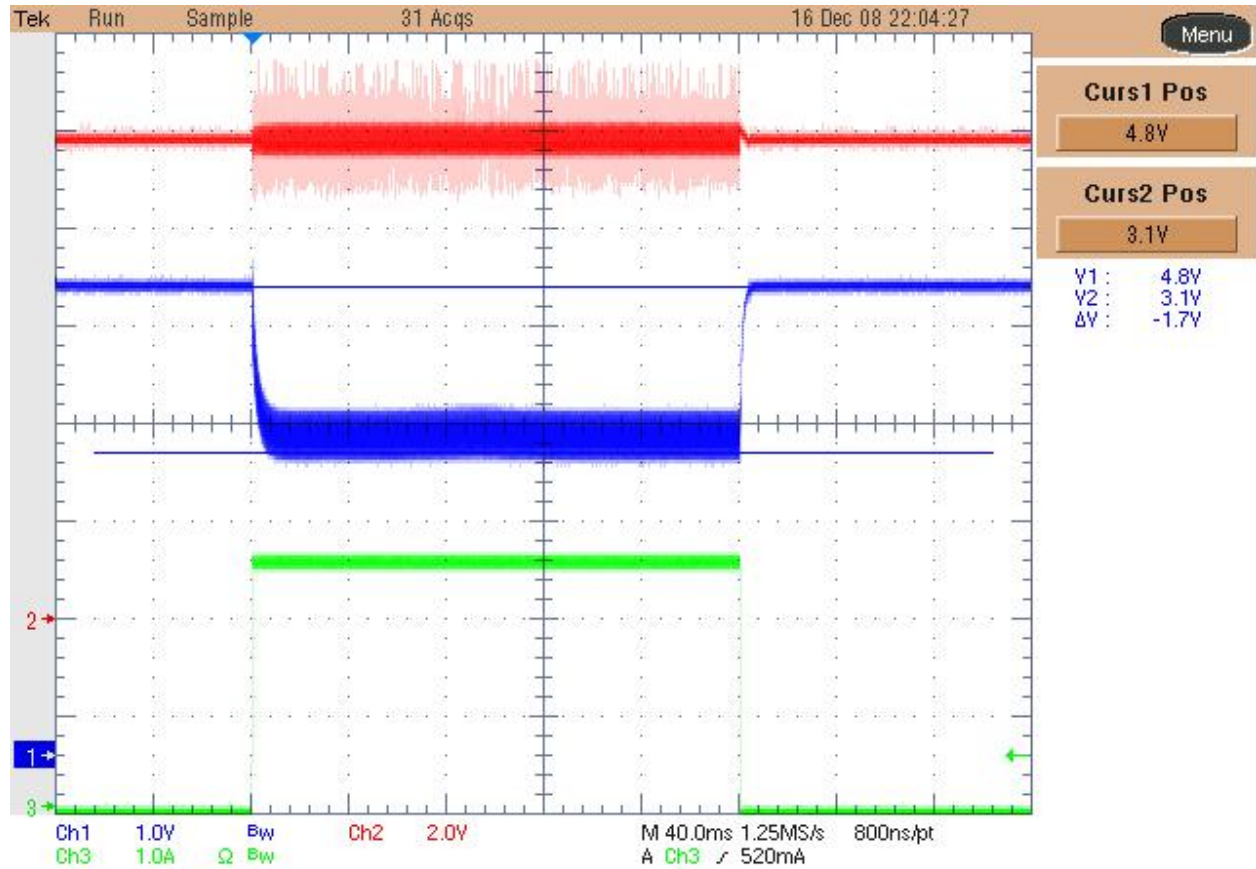
The image below shows the loop response of the converter measured with a 3.16V input, and a 1.5A load. The crossover frequency was 9.91KHz and phase margin 83.98 deg.



6 Load Transients

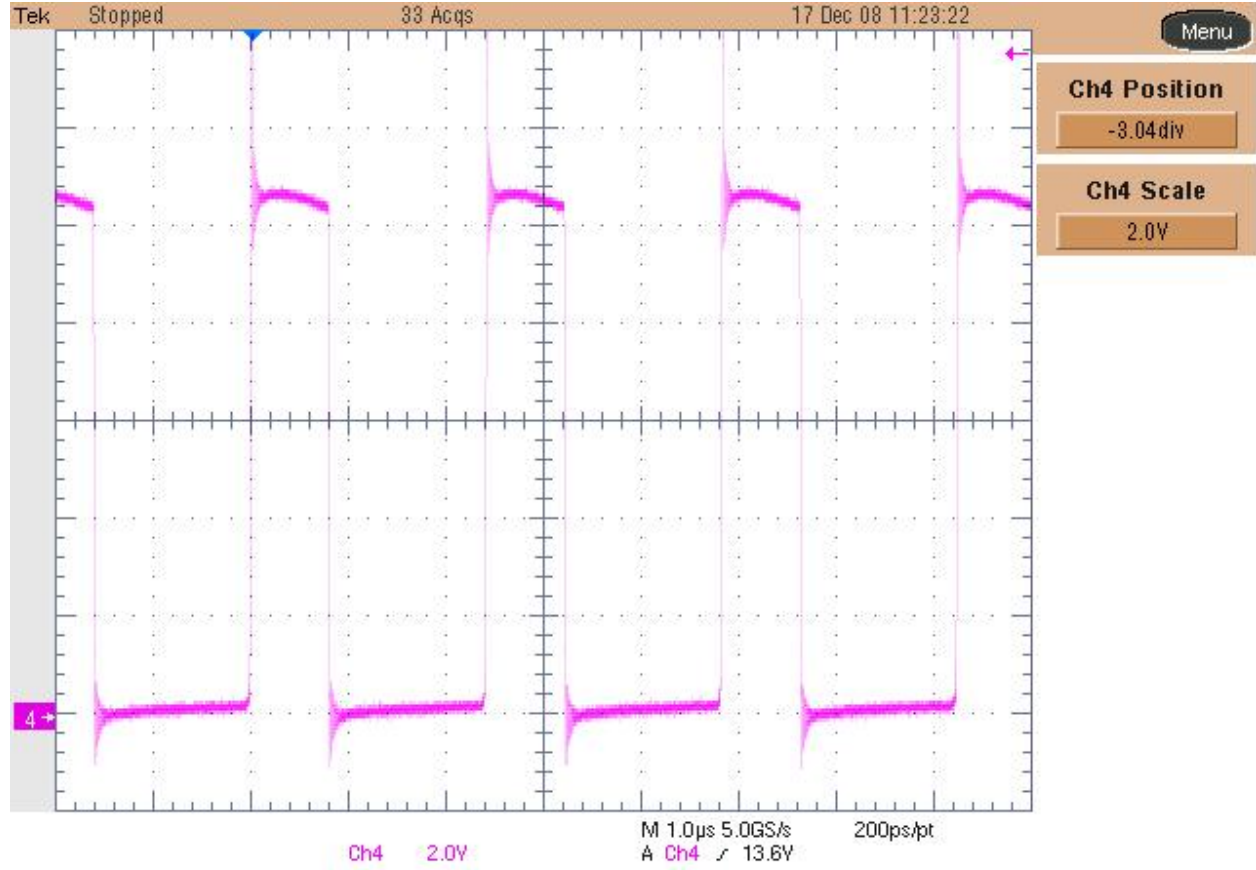
The image below shows the response to a 0A to 2.5A 200ms load transient. The input voltage was set to 4.8V, but because of the voltage drop on the supply cables it goes down to 3.1V (which is the real case).

Channel 1: Vin (dc coupled) 1V/div
Channel 2: Vout (dc coupled) 2V/div
Channel 3: Iout 1A/div
Time division: 40ms/div



7 Switching Waveforms

The image below shows the voltage on the drain of Q2. The input was set at 3.5V, and the load was set to 2.5A. Channel 4: Vds (dc coupled) 2V/div, time division: 1us/div



IMPORTANT NOTICE

Texas Instruments Incorporated and its subsidiaries (TI) reserve the right to make corrections, modifications, enhancements, improvements, and other changes to its products and services at any time and to discontinue any product or service without notice. Customers should obtain the latest relevant information before placing orders and should verify that such information is current and complete. All products are sold subject to TI's terms and conditions of sale supplied at the time of order acknowledgment.

TI warrants performance of its hardware products to the specifications applicable at the time of sale in accordance with TI's standard warranty. Testing and other quality control techniques are used to the extent TI deems necessary to support this warranty. Except where mandated by government requirements, testing of all parameters of each product is not necessarily performed.

TI assumes no liability for applications assistance or customer product design. Customers are responsible for their products and applications using TI components. To minimize the risks associated with customer products and applications, customers should provide adequate design and operating safeguards.

TI does not warrant or represent that any license, either express or implied, is granted under any TI patent right, copyright, mask work right, or other TI intellectual property right relating to any combination, machine, or process in which TI products or services are used. Information published by TI regarding third-party products or services does not constitute a license from TI to use such products or services or a warranty or endorsement thereof. Use of such information may require a license from a third party under the patents or other intellectual property of the third party, or a license from TI under the patents or other intellectual property of TI.

Reproduction of TI information in TI data books or data sheets is permissible only if reproduction is without alteration and is accompanied by all associated warranties, conditions, limitations, and notices. Reproduction of this information with alteration is an unfair and deceptive business practice. TI is not responsible or liable for such altered documentation. Information of third parties may be subject to additional restrictions.

Resale of TI products or services with statements different from or beyond the parameters stated by TI for that product or service voids all express and any implied warranties for the associated TI product or service and is an unfair and deceptive business practice. TI is not responsible or liable for any such statements.

TI products are not authorized for use in safety-critical applications (such as life support) where a failure of the TI product would reasonably be expected to cause severe personal injury or death, unless officers of the parties have executed an agreement specifically governing such use. Buyers represent that they have all necessary expertise in the safety and regulatory ramifications of their applications, and acknowledge and agree that they are solely responsible for all legal, regulatory and safety-related requirements concerning their products and any use of TI products in such safety-critical applications, notwithstanding any applications-related information or support that may be provided by TI. Further, Buyers must fully indemnify TI and its representatives against any damages arising out of the use of TI products in such safety-critical applications.

TI products are neither designed nor intended for use in military/aerospace applications or environments unless the TI products are specifically designated by TI as military-grade or "enhanced plastic." Only products designated by TI as military-grade meet military specifications. Buyers acknowledge and agree that any such use of TI products which TI has not designated as military-grade is solely at the Buyer's risk, and that they are solely responsible for compliance with all legal and regulatory requirements in connection with such use.

TI products are neither designed nor intended for use in automotive applications or environments unless the specific TI products are designated by TI as compliant with ISO/TS 16949 requirements. Buyers acknowledge and agree that, if they use any non-designated products in automotive applications, TI will not be responsible for any failure to meet such requirements.

Following are URLs where you can obtain information on other Texas Instruments products and application solutions:

Products		Applications	
Amplifiers	amplifier.ti.com	Audio	www.ti.com/audio
Data Converters	dataconverter.ti.com	Automotive	www.ti.com/automotive
DLP® Products	www.dlp.com	Communications and Telecom	www.ti.com/communications
DSP	dsp.ti.com	Computers and Peripherals	www.ti.com/computers
Clocks and Timers	www.ti.com/clocks	Consumer Electronics	www.ti.com/consumer-apps
Interface	interface.ti.com	Energy	www.ti.com/energy
Logic	logic.ti.com	Industrial	www.ti.com/industrial
Power Mgmt	power.ti.com	Medical	www.ti.com/medical
Microcontrollers	microcontroller.ti.com	Security	www.ti.com/security
RFID	www.ti-rfid.com	Space, Avionics & Defense	www.ti.com/space-avionics-defense
RF/IF and ZigBee® Solutions	www.ti.com/lprf	Video and Imaging	www.ti.com/video
		Wireless	www.ti.com/wireless-apps

Mailing Address: Texas Instruments, Post Office Box 655303, Dallas, Texas 75265
Copyright © 2010, Texas Instruments Incorporated