

## **controlSUITE™ to C2000Ware Transition Guide**

---

---

---

C2000Ware for C2000 microcontrollers is a cohesive set of development software and documentation designed to minimize software development time. C2000Ware is the successor to controlSUITE as the centralized, interactive, software repository for everything C2000. The following sections below highlight the differences between the packages to assist in getting started using C2000Ware when migrating from controlSUITE.

C2000Ware requires:

- CCS v9.0.1 or newer
- C2000 Compiler v18.12.1 LTS or newer
- ARM Compiler v 18.12.1 LTS or newer

### **Contents**

1	Package Contents .....	2
2	Package Directories .....	3
3	Installation and Updating .....	5

### **Trademarks**

controlSUITE, Code Composer Studio are trademarks of Texas Instruments.

## 1 Package Contents

The following sections detail the directory content in controlSUITE and provide details on where to find these resources in the C2000Ware package.























	controlSUITE	C2000Ware	C2000Ware + SDK
Online & CCS Resource Explorer (GUI)			
Device Support <ul style="list-style-type: none"> <li>• Bit Field Source &amp; Headers</li> <li>• Bit Field Examples</li> <li>• Linker Command Files</li> </ul>			
Device Driver Library Support <ul style="list-style-type: none"> <li>• Peripheral APIs</li> <li>• Driver Examples</li> </ul>			
DSP, Math, Communications, Calibration, & Flash Libraries			
Application Libraries			
Application Development Kits <ul style="list-style-type: none"> <li>• Documentation</li> <li>• Solutions</li> <li>• Examples</li> </ul>			
Design Documentation, Schematics & Files <ul style="list-style-type: none"> <li>• LaunchPad</li> <li>• controlCARD</li> <li>• controlSTICK</li> <li>• Experimenter Kit</li> <li>• Peripheral Explorer Kit</li> </ul>			
PowerSUITE			
Boot ROM Source & Flash Programmers			

Figure 1. C2000Ware Controlsuite Comparison Chart

### 1.1 GUI (Resource Explorer)

C2000Ware provides a GUI for navigation of the software, libraries, and other content within the package similar to controlSUITE. The GUI will continue to be accessible within Code Composer Studio™ (CCS) v7.0 and newer. C2000Ware uses the new online Resource Explorer, which includes many updated features. This includes full package navigation on the web or in CCS without requiring installation of 2000Ware. Additionally, on the web there is the ability to import to CCS Cloud and download individual files or examples.

View C2000Ware Resource Explorer on the web: [dev.ti.com/tirex/#/](http://dev.ti.com/tirex/#/).

The standalone GUI application is still in development.

### 1.2 Development Kits

Within controlSUITE, the "development kits" directory included board application kits, system application solutions, hardware documentation and design files, and other board projects. In C2000Ware, the projects, documentation, and files related to development kits are not included. The C2000Ware "boards" directory only contains the hardware design schematics, BOM, gerber files, and other documentation for C2000 controlCARDS, controlSTICKs, Experimenter Kits and LaunchPads. These are now located in the new "boards" directory and LaunchPad demo examples are now located in the "device\_support" directory. The development kits have been migrated into specific software development kits (SDKs) that are built on top of a particular revision of C2000Ware. To obtain a desired development application kit, locate the appropriate SDK package on [www.ti.com](http://www.ti.com), then download and install it to your computer. The SDK contains all the development kit files and other collateral relating to the desired development solution, as well as including a full version of the C2000Ware package.

The C2000Ware SDKs are currently in development.

### 1.3 Device Support

Within controlSUITE, the device support directory contained the specific device source and header files, as well as example projects and device development user guides. All these files are included in C2000Ware. The main difference in C2000Ware is that device content within the device\_support directory in controlSUITE is now split between two directories: device\_support and driverlib. The device\_support directory contains the memory linker command files, device source files, the bit field based peripheral example projects, and the bit field header files. The driverlib directory contains the driver library (if available) and the driver-based peripheral examples (if available). The device development user guides and driver library API guides are available in both the device\_support and driverlib directories.

### 1.4 Libraries

Within controlSUITE, the libs directory contained various libraries including application specific libraries (motor control, digital power, and so forth), math libraries, flash API, calibration libraries, and other core libraries. In C2000Ware, the libraries directory contains all libraries listed in controlSUITE with the exception of application specific libraries. These libraries have been migrated, along with the development kits, into specific software development kits (SDKs). For additional details regarding SDKs, see [Section 1.2](#).

### 1.5 powerSUITE

The suite of digital power support design software tools, powerSUITE, was part of the controlSUITE installation. In C2000Ware, powerSUITE is not included and will be part of a specific software development kit (SDK). For additional details regarding SDKs, see [Section 1.2](#).

## 2 Package Directories

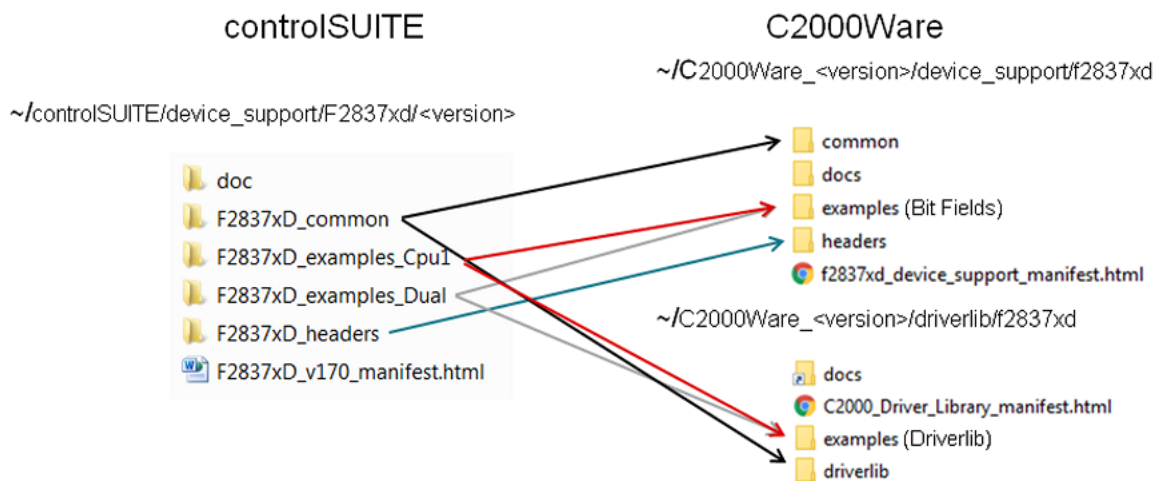
Moving from controlSUITE to C2000Ware, there are several directory changes. This includes the root folders and its subfolders. [Table 1](#) details where the content of the controlSUITE root directories has been relocated to within the C2000Ware package. [Table 2](#) and [Figure 2](#) highlight where specific device support files and examples have been moved to using Delfino part family F2837xD as an example.

**Table 1. controlSUITE to C2000Ware Root Directories**

controlSUITE	C2000Ware	Description
~cs_desktop ~cs_destop_CN eclipse	.metadata	Resource explorer GUI content has been combined into a single directory. This supports the standalone GUI application.
development_kits	boards	The hardware design schematics and documentation for LaunchPads, Peripheral Explorer Kits, Experimenter Kits, controlSTICKs, and controlCARDs has been moved into boards. LaunchPad demo examples are now located within the device_support directory.
device_support	device_support driverlib utilities	The device specific source/headers and examples are split between two directories, device_support and driverlib. The utilities directory contains the flash programmers and any other third party content.
libs	libraries	With the exception of application libraries/drivers, all the libraries from controlSUITE are in this directory.
powerSUITE	-	powerSUITE is not included in C2000Ware
-	docs	Contains the C2000Ware package user guides and an HTML document that details all the documentation in the whole package.
-	uninstallers	Contains the C2000Ware uninstaller.

**Table 2. controlSUITE to C2000Ware Device Directories**

controlSUITE	C2000Ware	C2000Ware Path
doc	docs	~/driverlib/f2837xD/docs
F2837xD_common	common driverlib	~/device_support/f2837xD/common ~/driverlib/f2837xD/driverlib
F2837xD_examples_Cpu1	examples	~/device_support/f2837xD/examples/cpu1 ~/driverlib/f2837xD/examples/cpu1
F2837xD_examples_Dual	examples	~/device_support/f2837xD/examples/dual ~/driverlib/f2837xD/examples/dual
F2837xD_headers	headers	~/device_support/f2837xD/headers



**Figure 2. Directory Comparison**

### 3 Installation and Updating

The C2000Ware package installation location and updating procedure differs from how controlSUITE handled these actions. Starting with installation, controlSUITE always installed, by default, in the same location. An example installation path for controlSUITE is as follows:

**C:\ti\controlSUITE**

C2000Ware, unlike controlSUITE, is versioned at the package level and thus results in a separate directory installation for each revision. For example, installing version 1.00.00.00 will, by default, install at the following path:

**C:\ti\c2000\C2000Ware\_1\_00\_00\_00**

With another C2000Ware version is released and installed, the package will be installed in its own folder. This allows multiple versions of C2000Ware to be installed at the same time. For example, a 2.00.00.00 package will be installed, by default, at the following path:

**C:\ti\c2000\C2000Ware\_2\_00\_00\_00**

Another difference will be seen when updating the C2000Ware package. With controlSUITE, performing an update, appended the new contents and changes to the existing controlSUITE installation using a custom update installer. For C2000Ware, when an update is performed, the newest C2000Ware revision installer is downloaded and executed. Upon completion, a new directory for the latest installation is created as detailed earlier in this section. The C2000Ware package version that performed the update check remains untouched and unchanged throughout the update process.

## Revision History

NOTE: Page numbers for previous revisions may differ from page numbers in the current version.

<b>Changes from A Revision (March 2018) to B Revision</b>	<b>Page</b>
• Update was made in <a href="#">Section 1</a> .....	<a href="#">2</a>
• Update was made in <a href="#">Section 1.4</a> .....	<a href="#">3</a>

## IMPORTANT NOTICE AND DISCLAIMER

TI PROVIDES TECHNICAL AND RELIABILITY DATA (INCLUDING DATASHEETS), DESIGN RESOURCES (INCLUDING REFERENCE DESIGNS), APPLICATION OR OTHER DESIGN ADVICE, WEB TOOLS, SAFETY INFORMATION, AND OTHER RESOURCES "AS IS" AND WITH ALL FAULTS, AND DISCLAIMS ALL WARRANTIES, EXPRESS AND IMPLIED, INCLUDING WITHOUT LIMITATION ANY IMPLIED WARRANTIES OF MERCHANTABILITY, FITNESS FOR A PARTICULAR PURPOSE OR NON-INFRINGEMENT OF THIRD PARTY INTELLECTUAL PROPERTY RIGHTS.

These resources are intended for skilled developers designing with TI products. You are solely responsible for (1) selecting the appropriate TI products for your application, (2) designing, validating and testing your application, and (3) ensuring your application meets applicable standards, and any other safety, security, or other requirements. These resources are subject to change without notice. TI grants you permission to use these resources only for development of an application that uses the TI products described in the resource. Other reproduction and display of these resources is prohibited. No license is granted to any other TI intellectual property right or to any third party intellectual property right. TI disclaims responsibility for, and you will fully indemnify TI and its representatives against, any claims, damages, costs, losses, and liabilities arising out of your use of these resources.

TI's products are provided subject to TI's Terms of Sale ([www.ti.com/legal/termsofsale.html](http://www.ti.com/legal/termsofsale.html)) or other applicable terms available either on [ti.com](http://ti.com) or provided in conjunction with such TI products. TI's provision of these resources does not expand or otherwise alter TI's applicable warranties or warranty disclaimers for TI products.

Mailing Address: Texas Instruments, Post Office Box 655303, Dallas, Texas 75265  
Copyright © 2019, Texas Instruments Incorporated