

Applicant Name: Texas Instruments Incorporated

Applicant Address: 2nd Floor, No.72, Liangxiu Road, Pudong New Discrete, Shanghai

Attn: Frank Qiu

Report Date:

2019-12-31

The following sample (s) was/were submitted and identified on behalf of the client as:

Product:	EVM
Samples Quantity:	1
Sample ID:	IAS19070336.001
Part/Model umber:	N/A
Date Received:	2019-12-27
Date Test Conducted:	2019-12-27~2019-12-27

Test address different from lab address (if existed) :N/A

Tests Conducted:

Per Client's Requirements

Conclusion:

Section No.	Test Name	Evaluation
N/A	See page 3	See page 3

Should you have any queries about the test report, please contact:

Approved by:



Name: Cham Kang

Title: EMC Manager

Tel: +86 021 50319089-321

Email: cham.kang@intertek.com

Prepared by:

Name: Lipeng Wei

Title: Project Engineer

Tel: +86 021 50319089-336

Email: Lipeng.wei@intertek.com



Client Information

Client:	Texas Instruments Incorporated
Address:	2nd Floor, No.72, Liangxiu Road, Pudong New Discrete, Shanghai
Phone:	18958088961
Fax:	N/A

Samples Information

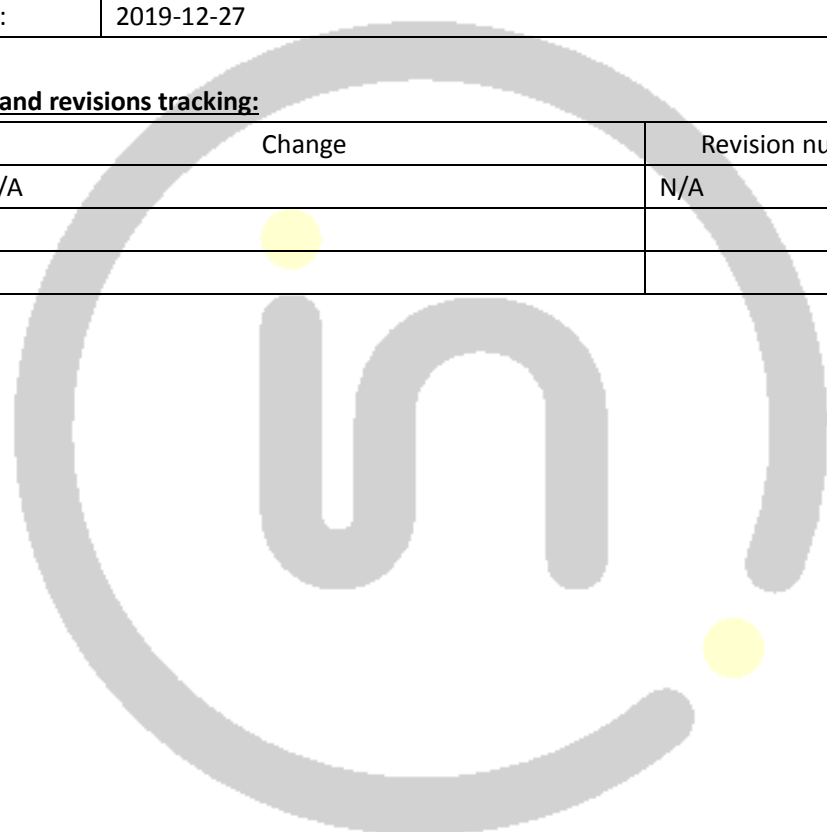
Sample Number	Model Number	Received date	DUT S/N	Returned date
IAS19070336.001	N/A	2019-12-27	N/A	TBD

Testing Period

Testing start date:	2019-12-27
Testing end date:	2019-12-27

Report changes and revisions tracking:

Date	Change	Revision number
N/A	N/A	N/A





TEST RESULTS GENERAL SUMMARY:

ES96200_00_EN_Ver.17	
IAS19070336.001	Remarks
Mode 1	
Bulk Current Injection (BCI)	
Meet requirement	None







Table of Contents

1	DUT DESCRIPTION	5
2	TEST RESULTS AND PHOTOS	6
2.1	BULK CURRENT INJECTION.....	6
3	TEST EQUIPMENT.....	8
3.1	TEST EQUIPMENT FOR BULK CURRENT INJECTION.....	8





1 DUT Description

DUT Name:	EVM		
Sample Number:	IAS19070336.001	Part/Model Number:	N/A
Close Photo:			
			
Photos of the DUT(s) (IAS19070336.001)		Photos of the DUT(s) (IAS19070336.001)	
Mode 1:			
DUT was powered, and the lamp was on.			



2 Test Results and photos

2.1 Bulk Current Injection

2.1.1 Acceptance criteria for BCI

Working Mode	Monitoring Parameters	Acceptance	Test Level	Status
Mode1	The brightness of the lamp	The brightness of the lamp was normal	200mA	I


2.1.2 Test results

ES96200_00_EN_Ver.17 Bulk Current Injection Test Results				
Product Name: EVM		Mode name: Mode1		
Sample Number: IAS19070336.001		Testing Location: CHA 001		
Temperature: 20-21 degree C		Testing Start Date: 2019-12-27		
Humidity: 40-42 %		Testing End Date: 2019-12-27		
Mode 1				
Frequency	Position	Modulation	Test Level	Test Results Description
1MHz to 400MHz	900mm	CW	200mA	IAS19070336.001
		AM		No deviation observed
				No deviation observed


Test Results Meet the Requirements



2.1.3 Test photographs



Picture for general setup




Picture for DUT



Picture for LISN side



Picture for battery & LISN grounding



Picture for current side



Picture for monitoring interface



3 Test Equipment

3.1 Test Equipment for Bulk Current Injection

Asset#	Description	Model or model number	Serial number	Calibration due date
SWT072	Intertek-Immunity-XinLab	Intertek Immunity-XinLab	version 3.1	Reference Only
EMS001	Signal Generator	Rohde & Schwarz SML01	104089	2020-11-15
EMS311	Amplifier	AR 200A400A	348789	2020-03-08
EMS299	Dual Directional Coupler	WERLATONE C6021-10	110374	2020-01-08
EMS222	Power meter	Agilent Technologies E4417A	MY5403001	2020-06-10
EMS217-1	Power sensor	Agilent E9304A	MY53190023	2020-06-10
EMS217-2	Power sensor	Agilent E9304A	MY53220004	2020-06-10
EMS032	Spectrum Analyzer	Advantest R3361C	81720168	2020-06-10
EMS006	Current Probe	EMCO 94111-1	00057282	2020-08-05
EMS171	Bulk current injection probe	FCC F-120-8	112396	Reference Only
EMS172	BCI calibration fixture BCI	FCC FCC-BCICF-4	112397	Reference Only
EMS105-2	Attenuator	Mini-Circuits BW-40N100W+	N/A	2020-01-08
EMS199	LISN	Solar Electronics Co., Ltd 9117-5-TS-50-N	127778	2020-09-01
EMS201	LISN	Solar Electronics Co., Ltd 9117-5-TS-50-N	127780	2020-09-01
EMS284-1	50 Ω Termination	N/A 25W DC-3GHz	N/A	2020-03-08
EMS284-2	50 Ω Termination	N/A 25W DC-3GHz	N/A	2020-03-08
EMS155	Termination	N/A BNC, 50Ω	N/A	Reference Only



EMS156	Attenuator	Mini-Circuits 20dB/50Ω,UNAT-20t	15542	2020-01-08
EMS354-1	Attenuator	Mini-Circuits BW-40N100W+	VN286001826	2020-01-08
EMS158-1	Cable	HUBER + SUHNER EF-393U/2*11N-50-7-5/4m	N/A	2020-01-08
EMS234	Cable	intertek 3m	N/A	2020-01-08
EMS235	Cable	intertek 1.5m	N/A	2020-01-08
EMS236	Cable	intertek1.5m	N/A	2020-01-08
ESD027-3	Temperature and Humidity Recorder	Testo 174H	26922355	2020-05-14
CHA010-1	Monitor	PONTIS Con4201	6061339312	Reference Only
CHA001	BCI Shielded Room	ETS-Lindgren 5*3.1*2.5	N/A	2020-01-12
EMIO10	Digital Multimeter	Fluke 187	90140298	2020-10-14
EMS155	Termination	N/A BNC, 50Ω	N/A	Reference Only
EMS149-4	Tape measure	SIJIWU 3m	N/A	Initial Calibration Only



The End of Report

This report is for the exclusive use of Intertek's Client and is provided pursuant to the agreement between Intertek and its Client. Intertek's responsibility and liability are limited to the terms and conditions of the agreement. Intertek assumes no liability to any party, other than to the Client in accordance with the agreement, for any loss, expense or damage occasioned by the use of this report. Only the Client is authorized to permit copying or distribution of this report and then only in its entirety. Any use of the Intertek name or one of its marks for the sale or advertisement of the tested material, product or service must first be approved in writing by Intertek. The observations and test results in this report are relevant only to the sample tested. This report by itself does not imply that the material, product, or service is or has ever been under an Intertek certification program. The Applicant agrees that when statement of conformity or required or requested that measurement uncertainty will not be incorporated into the final result or the compliance statement.



IMPORTANT NOTICE AND DISCLAIMER

TI PROVIDES TECHNICAL AND RELIABILITY DATA (INCLUDING DATASHEETS), DESIGN RESOURCES (INCLUDING REFERENCE DESIGNS), APPLICATION OR OTHER DESIGN ADVICE, WEB TOOLS, SAFETY INFORMATION, AND OTHER RESOURCES "AS IS" AND WITH ALL FAULTS, AND DISCLAIMS ALL WARRANTIES, EXPRESS AND IMPLIED, INCLUDING WITHOUT LIMITATION ANY IMPLIED WARRANTIES OF MERCHANTABILITY, FITNESS FOR A PARTICULAR PURPOSE OR NON-INFRINGEMENT OF THIRD PARTY INTELLECTUAL PROPERTY RIGHTS.

These resources are intended for skilled developers designing with TI products. You are solely responsible for (1) selecting the appropriate TI products for your application, (2) designing, validating and testing your application, and (3) ensuring your application meets applicable standards, and any other safety, security, or other requirements. These resources are subject to change without notice. TI grants you permission to use these resources only for development of an application that uses the TI products described in the resource. Other reproduction and display of these resources is prohibited. No license is granted to any other TI intellectual property right or to any third party intellectual property right. TI disclaims responsibility for, and you will fully indemnify TI and its representatives against, any claims, damages, costs, losses, and liabilities arising out of your use of these resources.

TI's products are provided subject to TI's Terms of Sale (www.ti.com/legal/termsofsale.html) or other applicable terms available either on ti.com or provided in conjunction with such TI products. TI's provision of these resources does not expand or otherwise alter TI's applicable warranties or warranty disclaimers for TI products.

Mailing Address: Texas Instruments, Post Office Box 655303, Dallas, Texas 75265
Copyright © 2020, Texas Instruments Incorporated