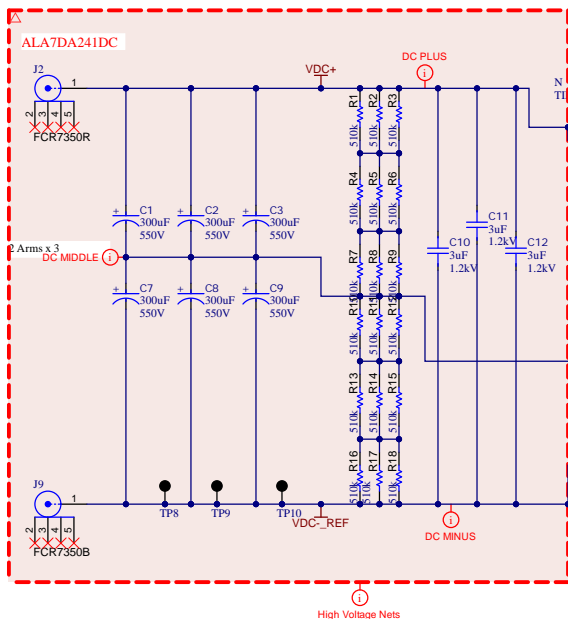
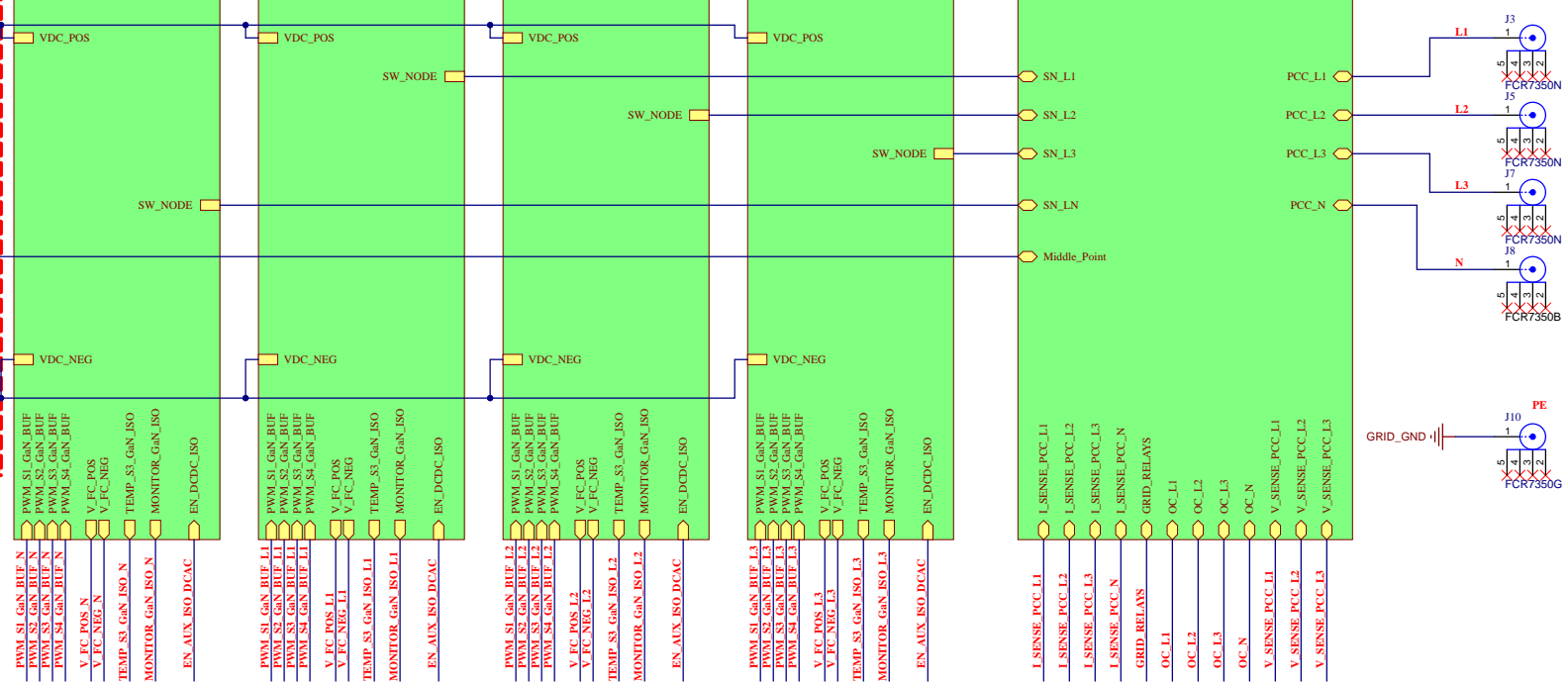


Revision History				
Rev	ECN #	Approved Date	Approved by	Notes
N/A	N/A	N/A	N/A	N/A



TIDA-010957-DCAC-Switching-Stage-GaN-TOLT.SchDoc
TIDA-010957-DCAC-Switching-Stage-GaN-TOLT.SchDoc
TIDA-010957-DCAC-Switching-Stage-GaN-TOLT.SchDoc
TIDA-010957-DCAC-Switching-Stage-GaN-TOLT.SchDoc

U_TIDA-010957-DCAC-EMI-Filter
TIDA-010957-DCAC-EMI-Filter.SchDoc

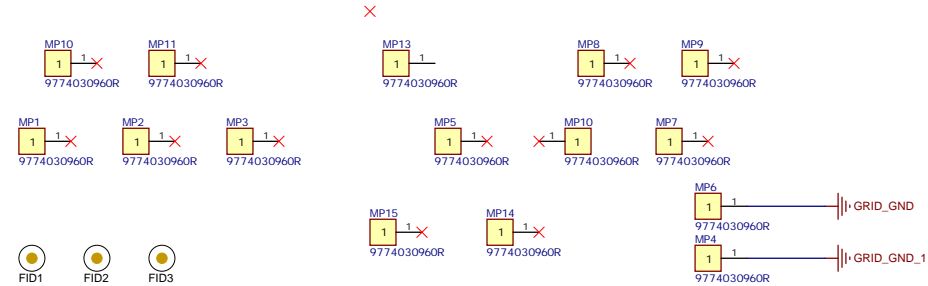


Texas Instruments and/or its licensors do not warrant the accuracy or completeness of this specification or any information contained therein. Texas Instruments and/or its licensors do not warrant that this design will meet the specifications, will be suitable for your application or fit for any particular purpose, or will operate in an implementation. Texas Instruments and/or its licensors do not warrant that the design is production worthy. You should completely validate and test your system implementation to confirm the system functionality for your application.

Orderable:	Designed for: Public Release	Mod. Date: 05/01/2025
TID #: N/A	Project Title: Change in menu Project OptionsParameters	
Number: TIDA-010957 Rev: E1	Sheet Title:	
SVN Rev: 5437	Assembly Variant: [No Variations]	Sheet 1 of 12
Drawn By:	File: TIDA-010957-DCAC-Overview.SchDoc	Size: B
Engineer: Ruffo Riccardo	Contact: http://www.ti.com/support	



© Texas Instruments, 2025



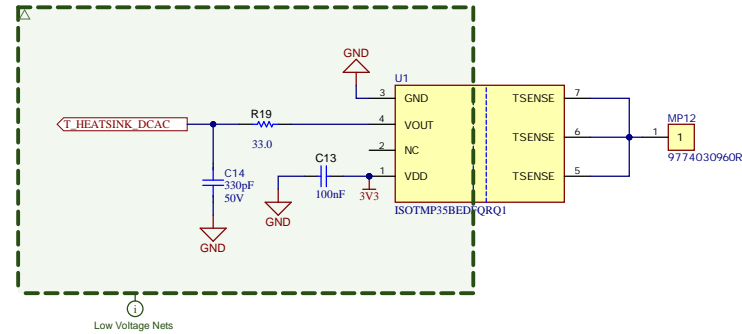
PCB Number: TIDA-010957
PCB Rev: E1

PCB
LOGO
Texas Instruments



PCB
LOGO
FCC disclaimer

PCB
LOGO
WEEE logo



LBL1
PCB Label
THT-14-423-10
Size: 0.65" x 0.20"

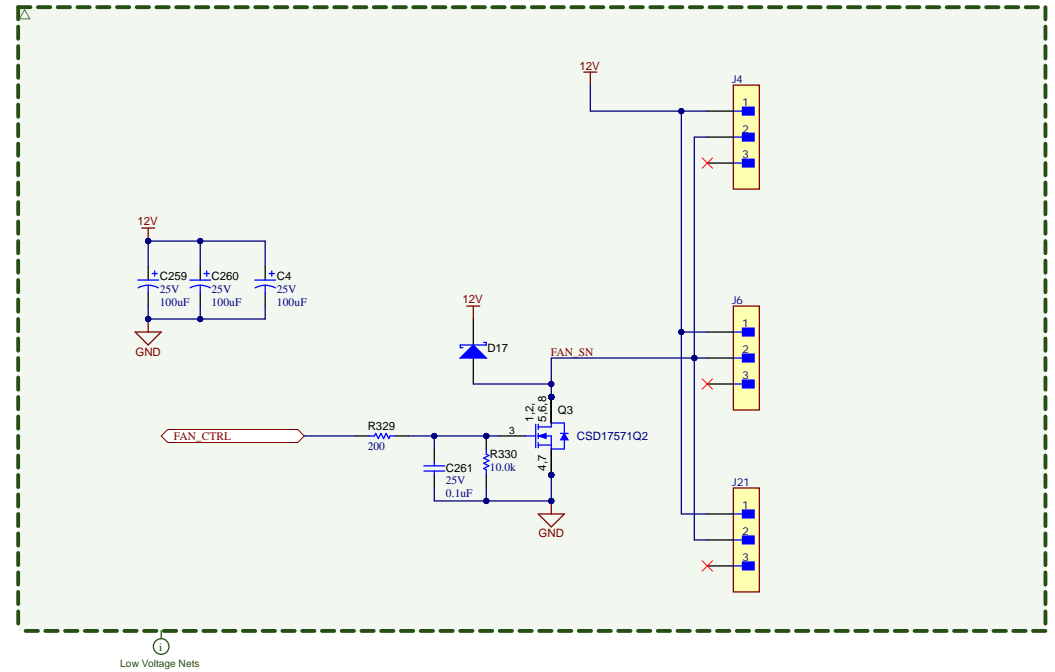
ZZ1
Label Assembly Note
This Assembly Note is for PCB labels only

Variant/Label Table	
Variant	Label Text
001	ChangeMe!
002	ChangeMe!

ZZ2
Assembly Note
These assemblies are ESD sensitive, ESD precautions shall be observed.

ZZ3
Assembly Note
These assemblies must be clean and free from flux and all contaminants. Use of no clean flux is not acceptable.

ZZ4
Assembly Note
These assemblies must comply with workmanship standards IPC-A-610 Class 2, unless otherwise specified.



Texas Instruments and/or its licensors do not warrant the accuracy or completeness of this specification or any information contained therein. Texas Instruments and/or its licensors do not warrant that this design will meet the specifications, will be suitable for your application or fit for any particular purpose, or will operate in an implementation. Texas Instruments and/or its licensors do not warrant that the design is production worthy. You should completely validate and test your design implementation to confirm the system functionality for your application.

Orderable:	Designed for: Public Release	Mod. Date: 05/01/2025
TID #:	N/A	Project Title: Change in menu Project/Project Options/Parameters
Number: TIDA-010957	Rev: E1	Sheet Title:
SVN Rev: 5437	Assembly Variant: [No Variations]	Sheet 2 of 12
Drawn By:	File: TIDA-010957-DCAC-Mechanics_SchDoc	Size: B
Engineer: Ruffo Riccardo	Contact: http://www.ti.com/support	http://www.ti.com



A

B

C

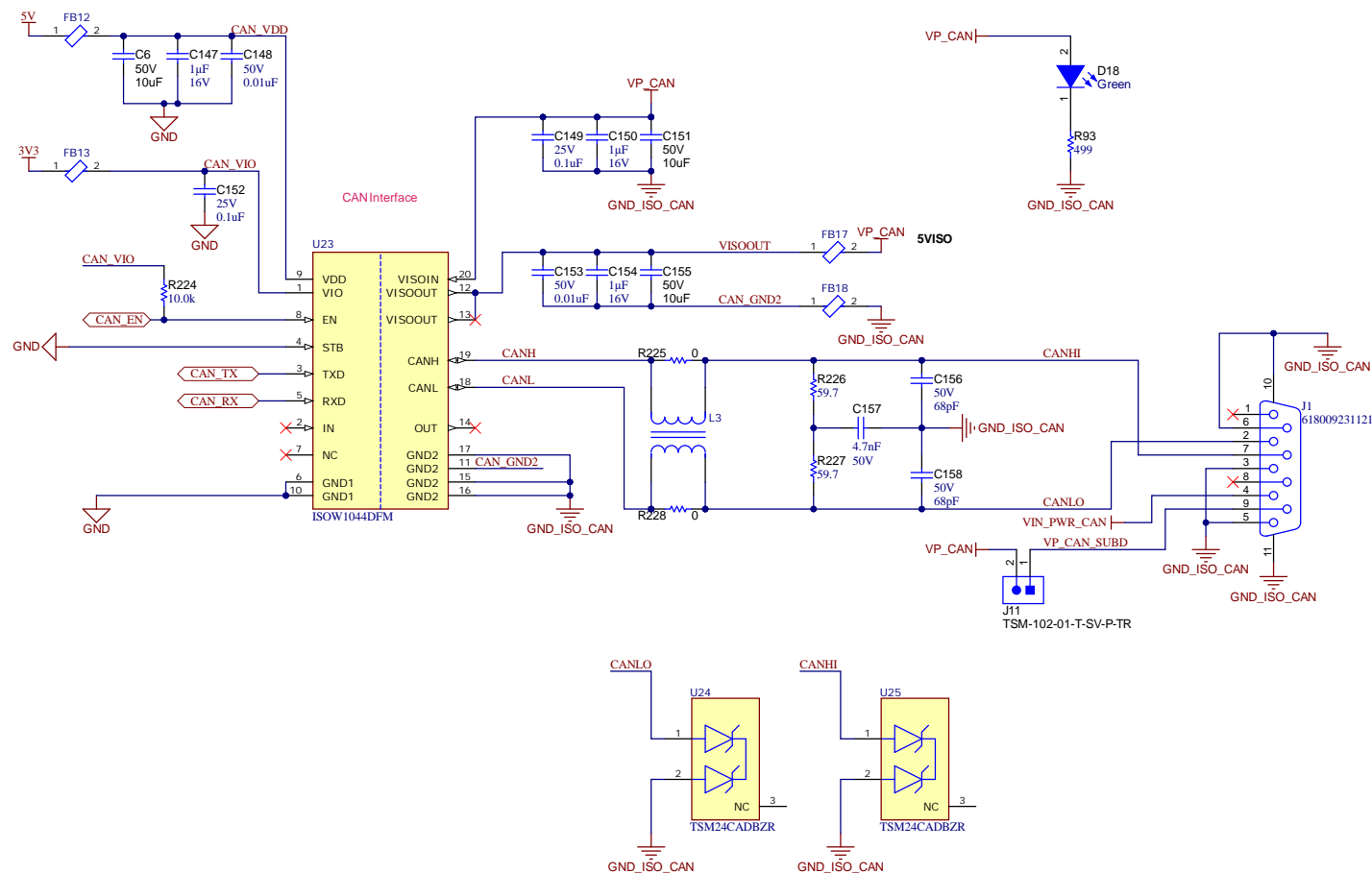
D

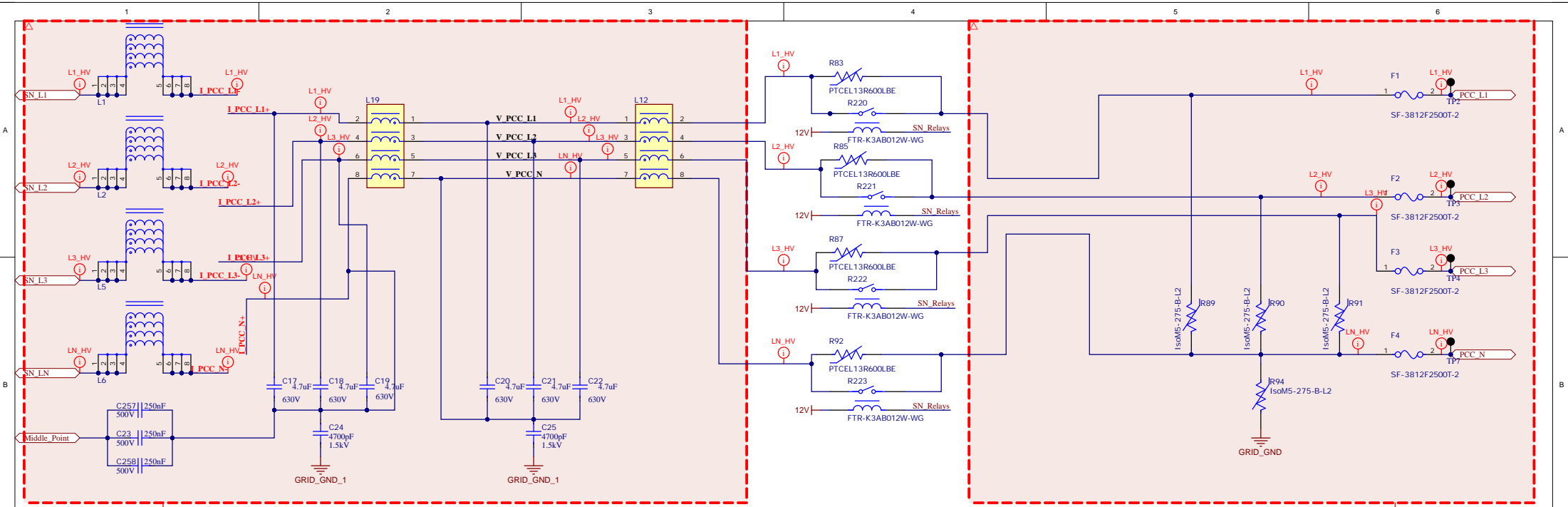
A

B

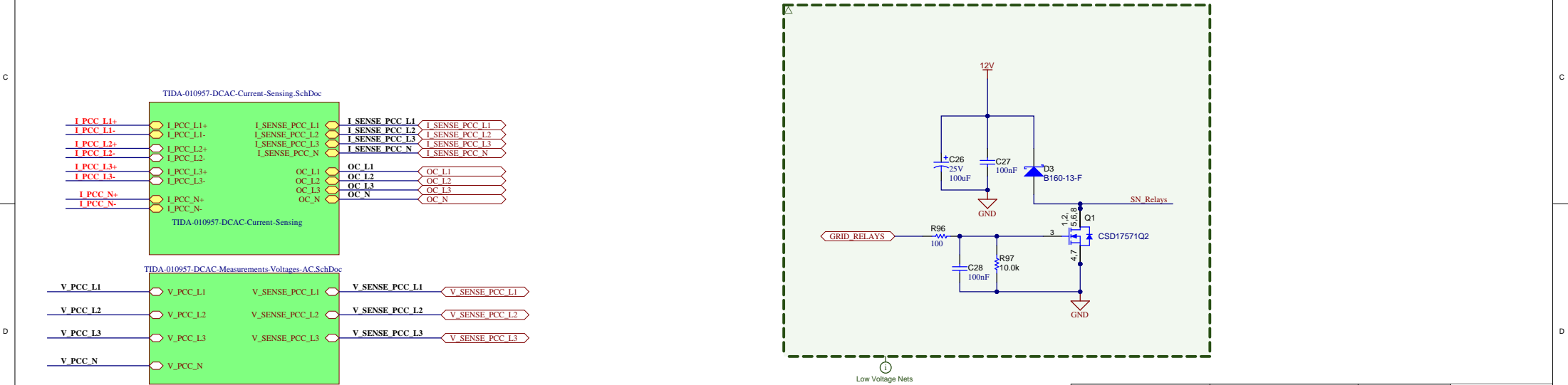
C

D





High Voltage Nets



Low Voltage Nets

TIDA-010957-DCAC-Current-Sensing.SchDoc		TIDA-010957-DCAC-Measurements-Voltages-AC.SchDoc	
I_PCC_L1+	I_PCC_L1+	I_SENSE_PCC_L1	I_SENSE_PCC_L1
I_PCC_L1-	I_PCC_L1-	I_SENSE_PCC_L2	I_SENSE_PCC_L2
I_PCC_L2+	I_PCC_L2+	I_SENSE_PCC_L3	I_SENSE_PCC_L3
I_PCC_L2-	I_PCC_L2-	I_SENSE_PCC_N	I_SENSE_PCC_N
I_PCC_L3+	I_PCC_L3+	OC_L1	OC_L1
I_PCC_L3-	I_PCC_L3-	OC_L2	OC_L2
I_PCC_N+	I_PCC_N+	OC_L3	OC_L3
I_PCC_N-	I_PCC_N-	OC_N	OC_N

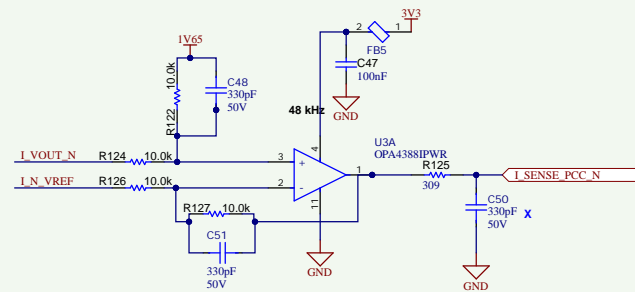
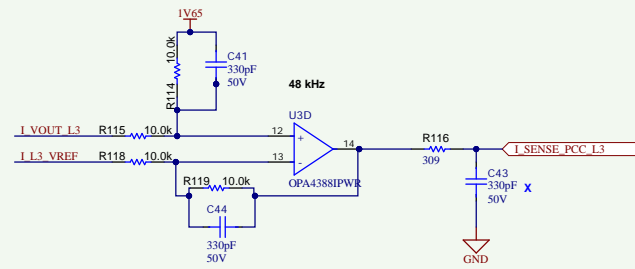
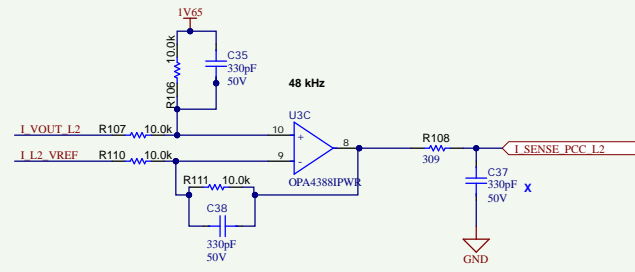
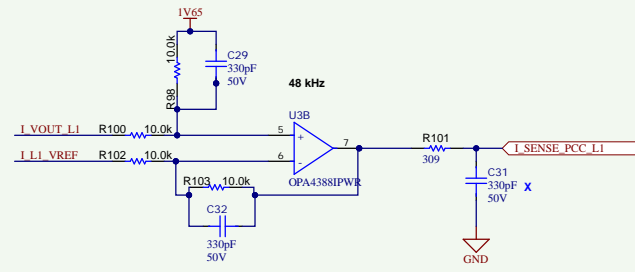
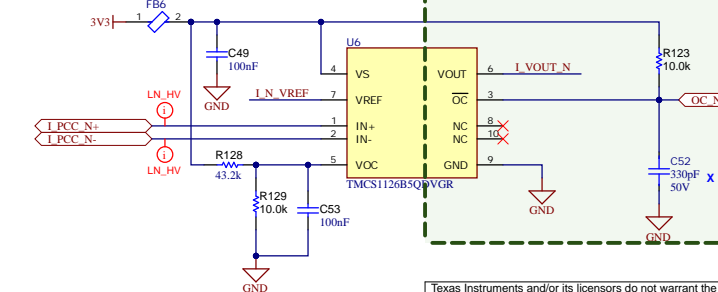
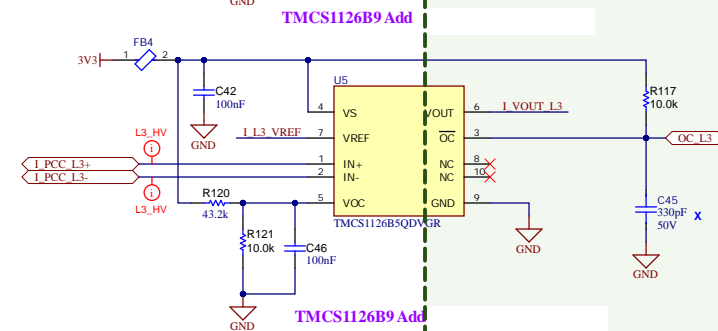
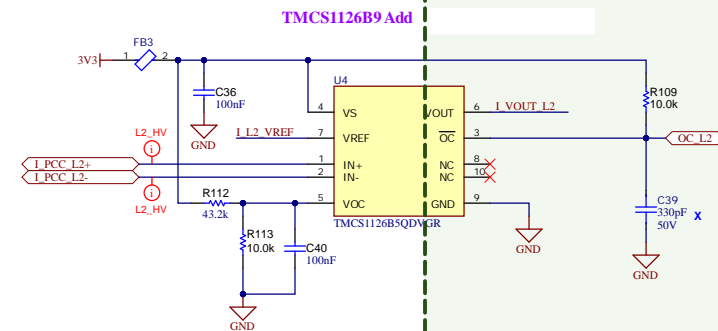
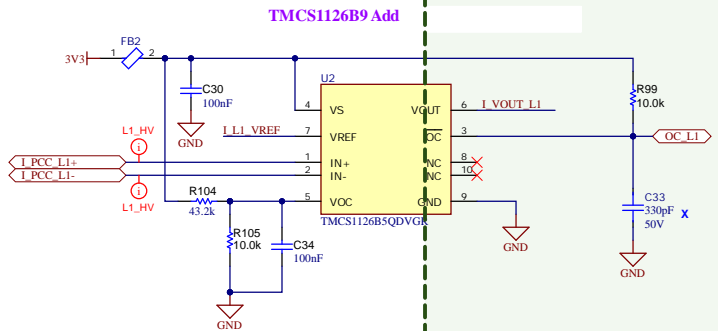
V_PCC_L1	V_PCC_L1	V_SENSE_PCC_L1	V_SENSE_PCC_L1
V_PCC_L2	V_PCC_L2	V_SENSE_PCC_L2	V_SENSE_PCC_L2
V_PCC_L3	V_PCC_L3	V_SENSE_PCC_L3	V_SENSE_PCC_L3
V_PCC_N	V_PCC_N		

Texas Instruments and/or its licensors do not warrant the accuracy or completeness of this specification or any information contained therein. Texas Instruments and/or its licensors do not warrant that this design will meet the specifications, will be suitable for your application or fit for any particular purpose, or will operate in an implementation. Texas Instruments and/or its licensors do not warrant that the design is production worthy. You should completely validate and test your design implementation to confirm the system functionality for your application.

Orderable:	Designed for: Public Release	Mod. Date: 05/01/2025
TID #: N/A	Project Title: Change in menu Project/Project Options/Parameters	
Number: TIDA-010957 Rev: E1	Sheet Title:	
SVN Rev: 5437	Assembly Variant: [No Variations]	Sheet 5 of 12
Drawn By:	File: TIDA-010957-DCAC-EMI-Filter.SchDoc	Size: B
Engineer: Ruffo Riccardo	Contact: http://www.ti.com/support	



© Texas Instruments, 2025



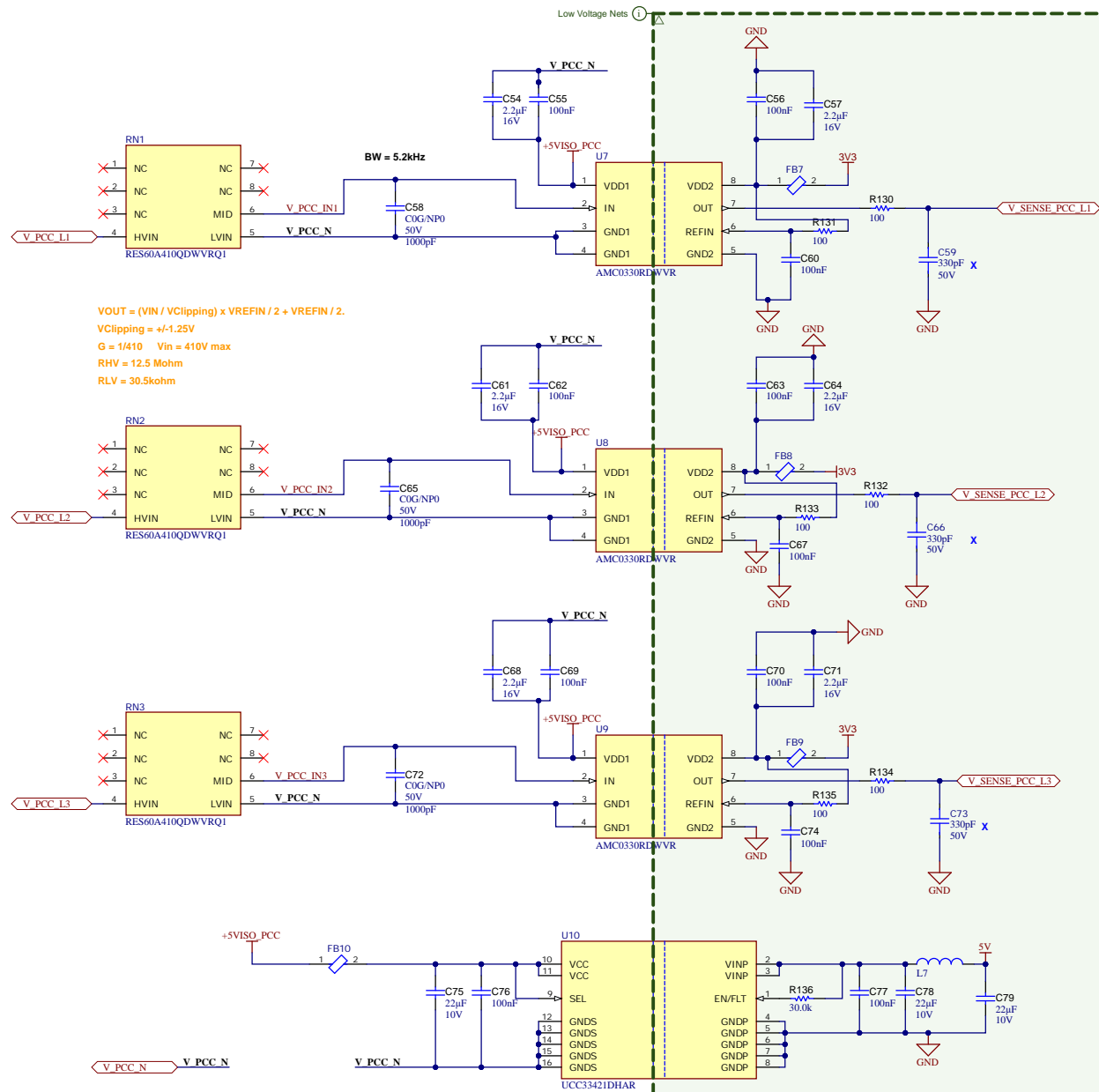
Low Voltage Nets

Texas Instruments and/or its licensors do not warrant the accuracy or completeness of this specification or any information contained therein. Texas Instruments and/or its licensors do not warrant that this design will meet the specifications, will be suitable for your application or fit for any particular purpose, or will operate in an implementation. Texas Instruments and/or its licensors do not warrant that the design is production worthy. You should completely validate and test your design implementation to confirm the system functionality for your application.

Orderable:	Designed for: Public Release	Mod. Date: 05/01/2025
TID #:	N/A	Project Title: Change in menu Project/Project Options/Parameters
Number: TIDA-010957	Rev: E1	Sheet Title:
SVN Rev: 5435	Assembly Variant: [No Variations]	Sheet 6 of 12
Drawn By:	File: TIDA-010957-DCAC-Current-Sensing_SchDoc	Size: B
Engineer: Ruffo Riccardo	Contact: http://www.ti.com/support	http://www.ti.com



© Texas Instruments, 2025

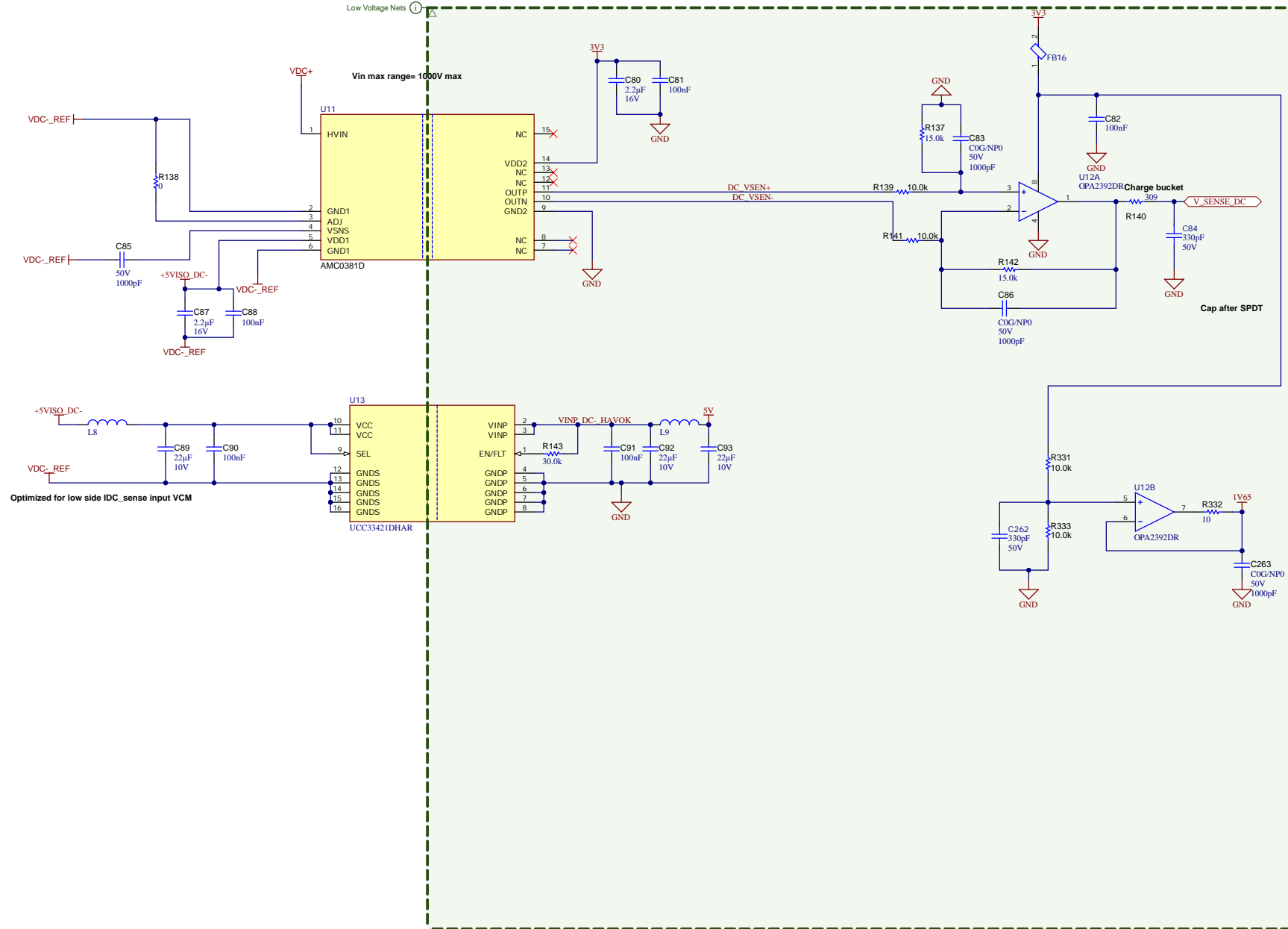


Texas Instruments and/or its licensors do not warrant the accuracy or completeness of this specification or any information contained therein. Texas Instruments and/or its licensors do not warrant that this design will meet the specifications, will be suitable for your application or fit for any particular purpose, or will operate in an implementation. Texas Instruments and/or its licensors do not warrant that the design is production worthy. You should completely validate and test your design implementation to confirm the system functionality for your application.

Orderable:	Designed for: Public Release	Mod. Date: 27/12/2024
TID #: N/A	Project Title: Change in menu Project/Project Options/Parameters	
Number: TIDA-010957 Rev. E1	Sheet Title:	
SVN Rev: 5433	Assembly Variant: [No Variations]	Sheet 7 of 12
Drawn By:	File: TIDA-010957-DCAC-Measurements-Voltages-ASSEMBLY.DOC	http://www.ti.com
Engineer: Ruffo Riccardo	Contact: http://www.ti.com/support	© Texas Instruments, 2025



VOUT = +/-2V Differential
 Vlinear= 1000
 G=1/602, 1/1000 Vin max range= 1000V max
 float ADJ pin for Gain = 1/602



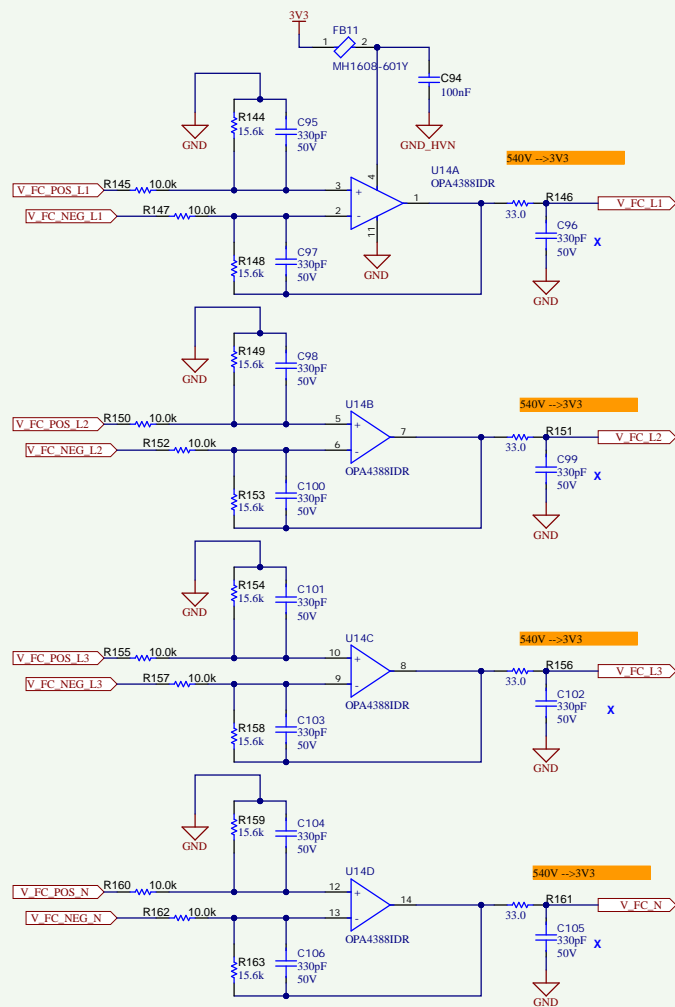
Texas Instruments and/or its licensors do not warrant the accuracy or completeness of this specification or any information contained therein. Texas Instruments and/or its licensors do not warrant that this design will meet the specifications, will be suitable for your application or fit for any particular purpose, or will operate in an implementation. Texas Instruments and/or its licensors do not warrant that the design is production worthy. You should completely validate and test your design implementation to confirm the system functionality for your application.

Orderable:	Designed for: Public Release	Mod. Date: 20/12/2024
TID #: N/A	Project Title: Change in menu Project/Project Options/Parameters	
Number: TIDA-010957 Rev. E1	Sheet Title:	
SVN Rev:	Assembly Variant: [No Variations]	Sheet: 8 of 12
Drawn By:	File: TIDA-010957-DCAC-DC-Voltage-Measurements	Scale:
Engineer: Ruffo Riccardo	Contact: http://www.ti.com/support	http://www.ti.com



© Texas Instruments, 2025

Low Voltage Nets

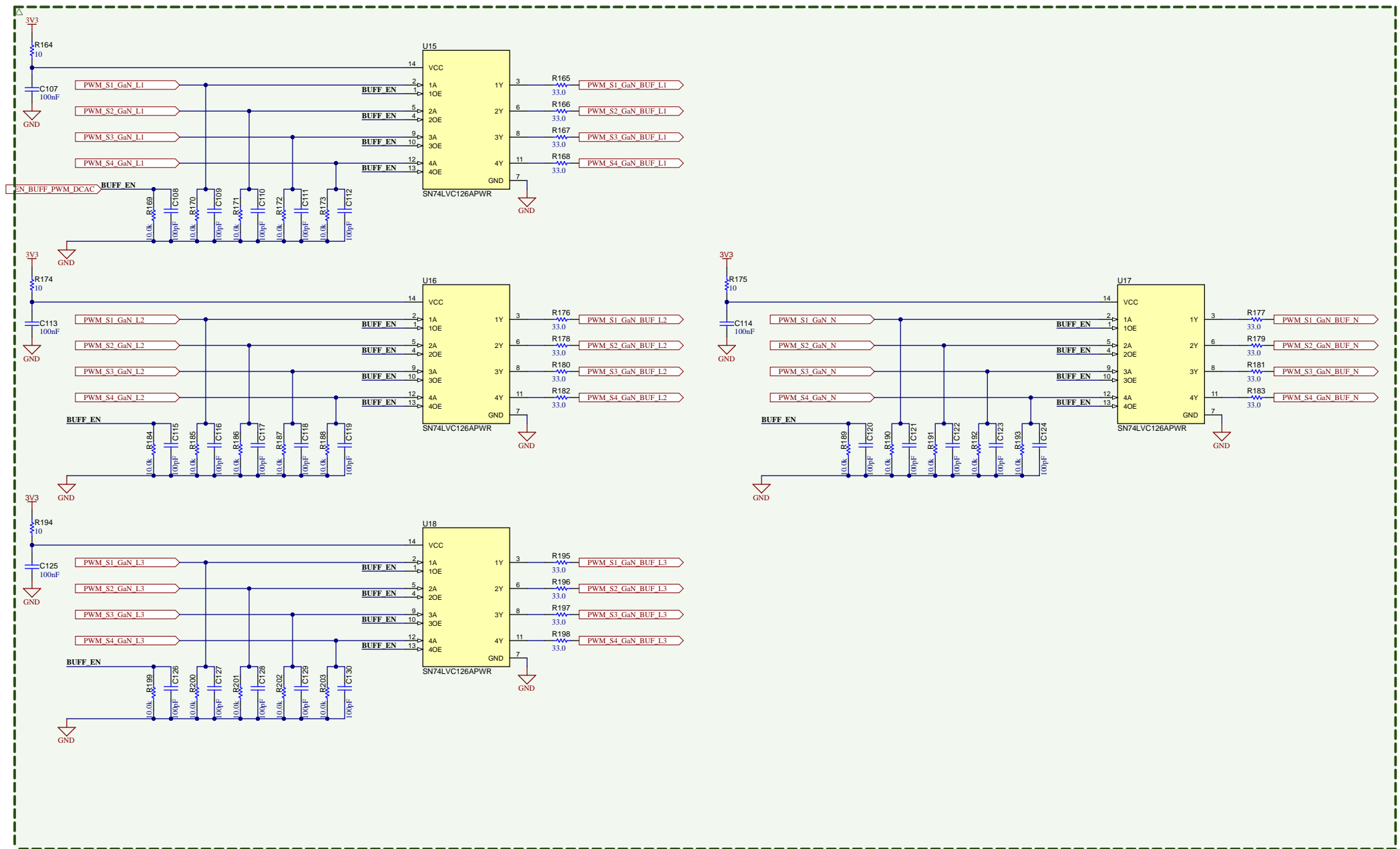


Texas Instruments and/or its licensors do not warrant the accuracy or completeness of this specification or any information contained therein. Texas Instruments and/or its licensors do not warrant that this design will meet the specifications, will be suitable for your application or fit for any particular purpose, or will operate in an implementation. Texas Instruments and/or its licensors do not warrant that the design is production worthy. You should completely validate and test your design implementation to confirm the system functionality for your application.

Orderable:	Designed for: Public Release	Mod. Date: 20/12/2024
TID #:	N/A	Project Title: Change in menu Project\Project Options\Parameters
Number: TIDA-010957	Rev: E1	Sheet Title:
SVN Rev: 5432	Assembly Variant: [No Variations]	Sheet: 9 of 12
Drawn By:	File: TIDA-010957-DCAC-FC-OP-AMP.SchDoc	Size: B
Engineer: Ruffo Riccardo	Contact: http://www.ti.com/support	http://www.ti.com



© Texas Instruments, 2025



Low Voltage Nets

Texas Instruments and/or its licensors do not warrant the accuracy or completeness of this specification or any information contained therein. Texas Instruments and/or its licensors do not warrant that this design will meet the specifications, will be suitable for your application or fit for any particular purpose, or will operate in an implementation. Texas Instruments and/or its licensors do not warrant that the design is production worthy. You should completely validate and test your design implementation to confirm the system functionality for your application.

Orderable:	Designed for: Public Release	Mod. Date: 20/12/2024
TID #:	N/A	Project Title: Change in menu Project/Project Options/Parameters
Number: TIDA-010957	Rev: E1	Sheet Title:
SVN Rev:	Assembly Variant: [No Variations]	Sheet: 10 of 12
Drawn By:	File: TIDA-010957-DCAC-PWM-BUFFER.SchDoc	Size: B
Engineer: Ruffo Riccardo	Contact: http://www.ti.com/support	http://www.ti.com



© Texas Instruments, 2025

