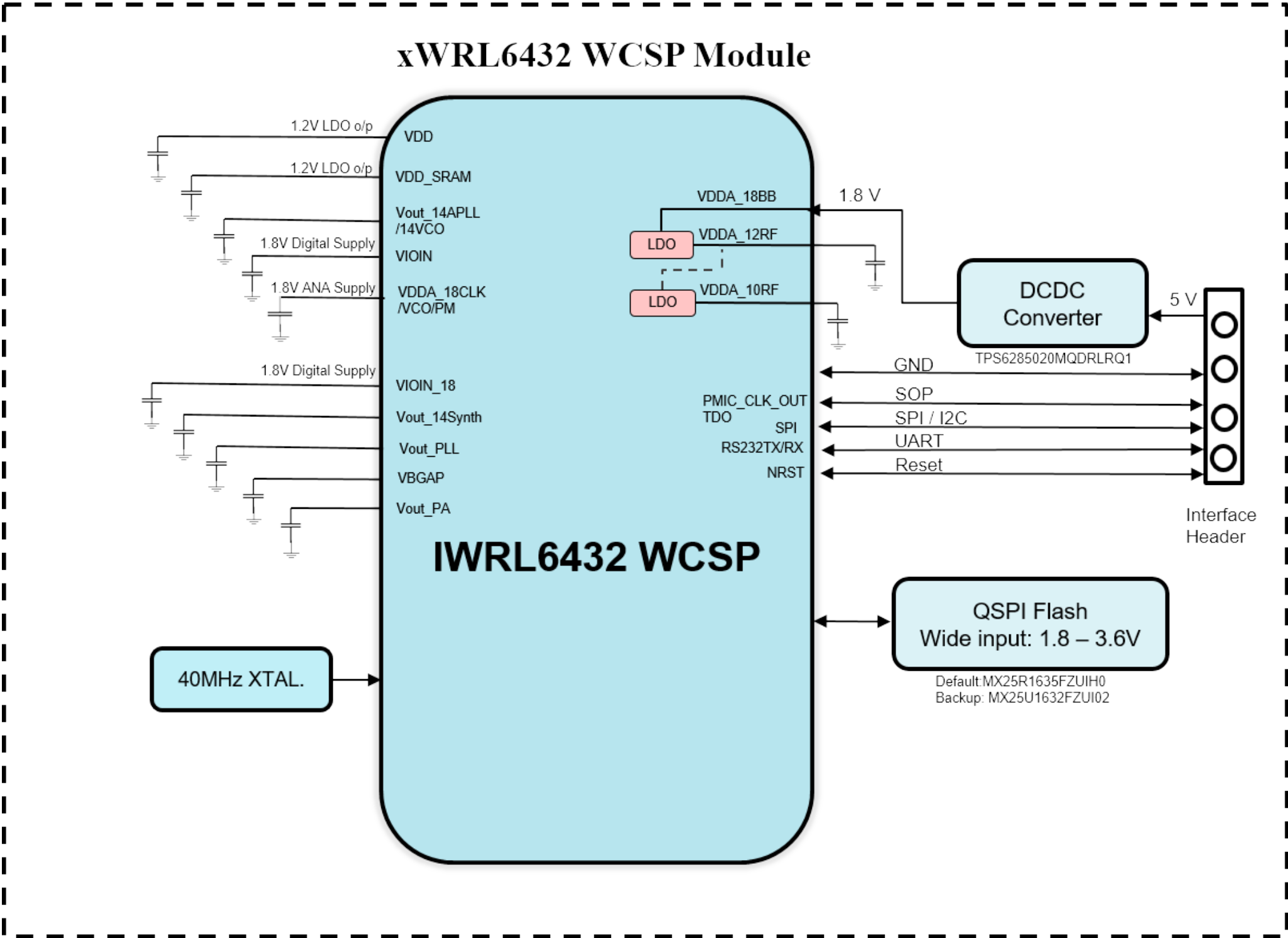


Revision History				
Rev	ECN #	Approved Date	Approved by	Notes
NA	NA	NA	NA	NA

BLOCK DIAGRAM



1	2	3	4	5	6
A					
B					
C					
D					

TABLE OF CONTENTS

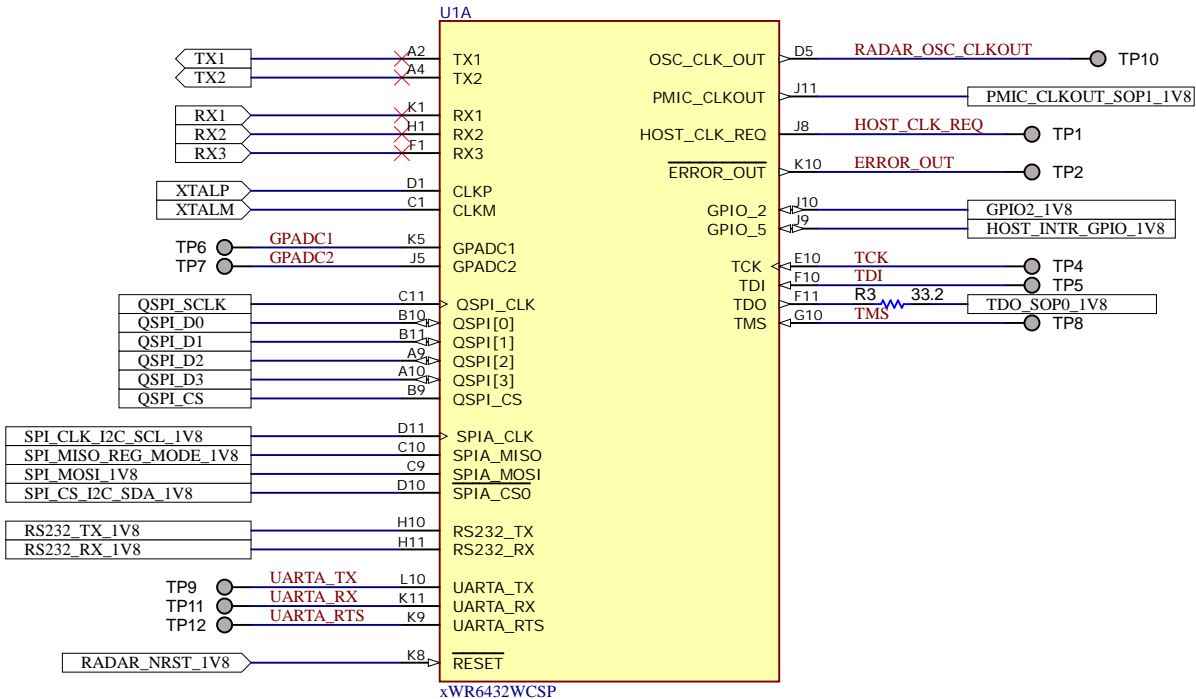
SHEET NO.	SHEET NAME
1	BLOCK DIAGRAM
2	TABLE OF CONTENTS
3	xWRL6432WCSP_CHIP
4	DECOUPLING_CAPS_QSPI_FLASH
5	DC REGULATORS
6	EVM_HARDWARE

Texas Instruments and/or its licensors do not warrant the accuracy or completeness of this specification or any information contained therein. Texas Instruments and/or its licensors do not warrant that this design will meet the specifications, will be suitable for your application or fit for any particular purpose, or will operate in an implementation. Texas Instruments and/or its licensors do not warrant that the design is production worthy. You should completely validate and test your design implementation to confirm the system functionality for your application.

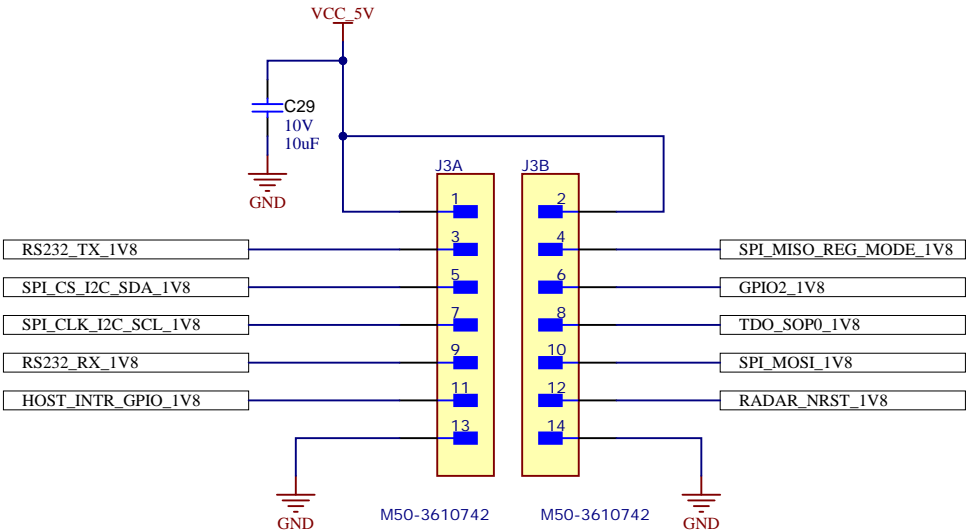
Orderable: N/A	Designed for: Public Release	Mod. Date: 28-Nov-22
TID #: TIDEP-01040	Project Title: xWRL6432WCSP_MODULE	
Number: TIDEP-01040 Rev: A	Sheet Title: TABLE OF CONTENTS	
SVN Rev: Not in version control	Assembly Variant: 001_IWR	Sheet: 2 of 6
Drawn By: Mistral	File: PROC157A_Module_Table_Of_Contents.SchDoc	Size: B
Engineer: Texas Instruments	Contact: http://www.ti.com/support	

xWR6432WCSP CHIP

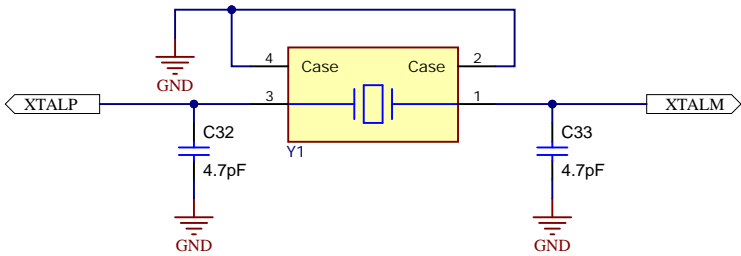
Design Note:
1. Antenna traces are GCPW traces
2. 'Generic No ERCs' were placed intentionally on Single Port RF Tx, Rx lines



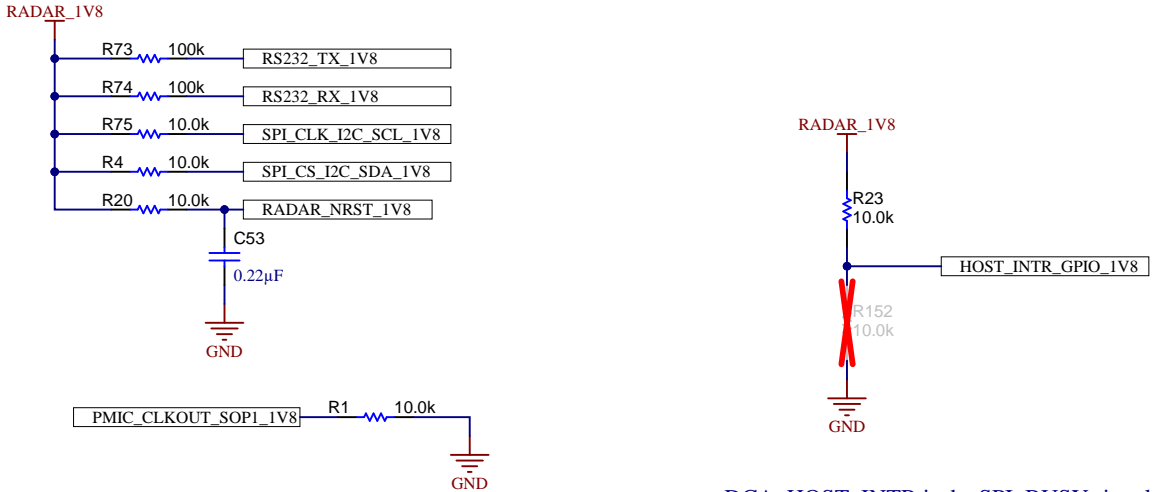
INTERFACE HEADER



40 MHz CRYSTAL OSCILLATOR



Alternate Crystal part number : CX2016SA40000D0PTWC1



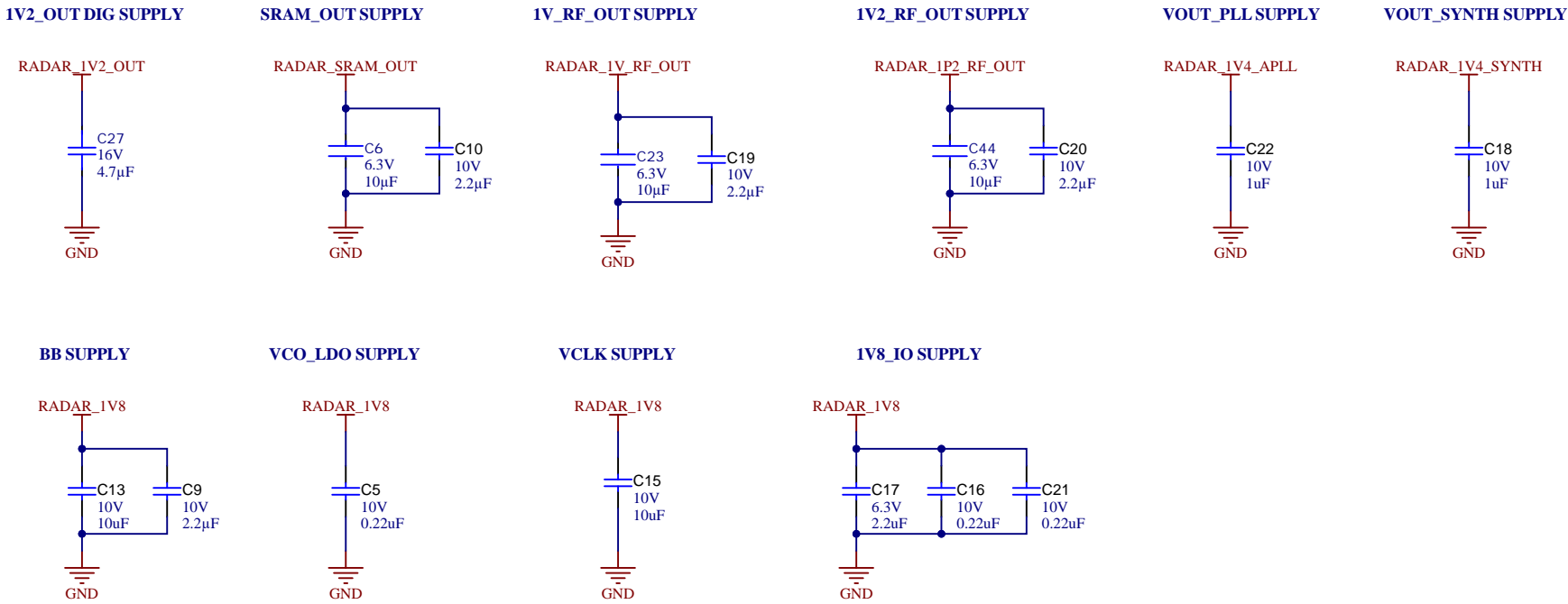
Texas Instruments and/or its licensors do not warrant the accuracy or completeness of this specification or any information contained therein. Texas Instruments and/or its licensors do not warrant that this design will meet the specifications, will be suitable for your application or fit for any particular purpose, or will operate in an implementation. Texas Instruments and/or its licensors do not warrant that the design is production worthy. You should completely validate and test your design implementation to confirm the system functionality for your application.

Orderable: N/A	Designed for: Public Release	Mod. Date: 06-Mar-25
TID #: TIDEP-01040	Project Title: xWRL6432WCSP_MODULE	
Number: TIDEP-01040 Rev: A	Sheet Title: xWRL6432WCSP_CHIP	
SVN Rev: Not in version control	Assembly Variant: 001_IWR	Sheet: 3 of 6
Drawn By: Mistral	File: PROC157A_Module_xWRL6432WCSP_Chip_SideB	
Engineer: Texas Instruments	Contact: http://www.ti.com/support	

A

A

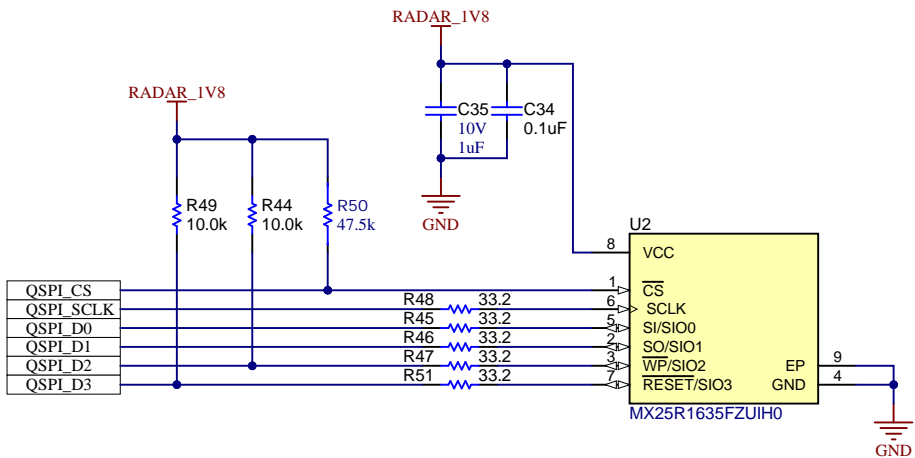
SUPPLY_DECOUPLING_CAPS



B

B

QSPI FLASH



C

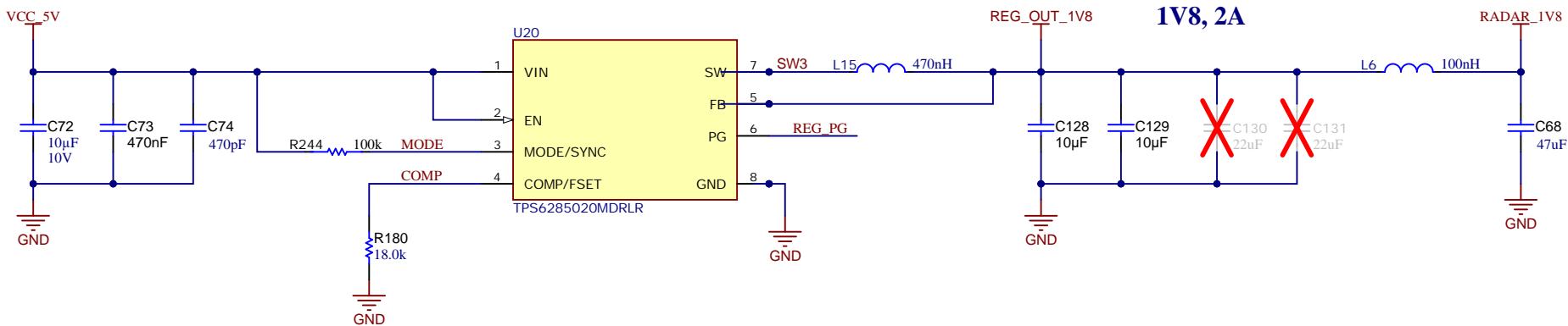
C

Design note: Current design MX25R1635FZUIH0 Flash supports VCC from 1.65V to 3.3V
Alternate Flash part is MX25U1632FZUI02 supports VCC from 1.65V to 2.0V

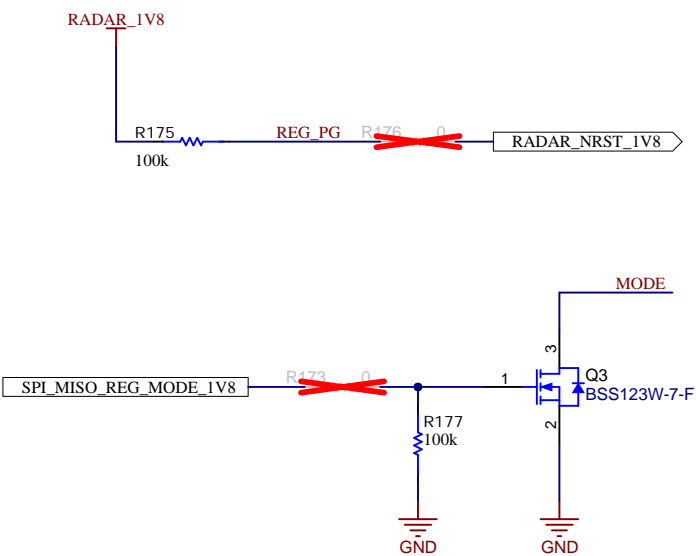
D

D

DC DC REGULATOR - 1.8V



CAD NOTE : Place all Input & Output Decaps close to Regulator Pins - U20



Orderable: N/A	Designed for: Public Release	Mod. Date: 29-Nov-24
TID #: TIDEP-01040	Project Title: xWRL6432WCSP_MODULE	
Number: TIDEP-01040 Rev: A	Sheet Title: DC_REGULATOR_SECTION	
SVN Rev: Not in version control	Assembly Variant: 001_IWR	Sheet: 5 of 6
Drawn By: Mistral	File: PROC157A_Module_DC_Regulators.SchDoc	Size: B
Engineer: Texas Instruments	Contact: http://www.ti.com/support	



PCB Number: TIDEP-01040
PCB Rev: A

PCB
LOGO
Texas Instruments



PCB
LOGO
WEEE logo

CAUTION HOT SURFACE1



CAUTION HOT SURFACE

Variant/Label Table	
Variant	Label Text
001_IWR	IWRL6432WCSP_MODULE

LBL1
PCB Label

THT-14-423-10
Size: 0.65" x 0.20 "

ZZ1
Label Assembly Note
This Assembly Note is for PCB labels only

ZZ2
Assembly Note
These assemblies are ESD sensitive, ESD precautions shall be observed.

ZZ3
Assembly Note
These assemblies must be clean and free from flux and all contaminants. Use of no clean flux is not acceptable.

ZZ4
Assembly Note
These assemblies must comply with workmanship standards IPC-A-610 Class 2, unless otherwise specified.

ZZ5
Assembly Note
INDICATION FOR COMPONENTS D* ARE GIVEN AT THEIR CATHODE SIDE.

Orderable: N/A	Designed for: Public Release	Mod. Date: 28-Nov-22
TID #: TIDEP-01040	Project Title: xWRL6432WCSP_MODULE	
Number: TIDEP-01040 Rev: A	Sheet Title: HARDWARE	
SVN Rev: Not in version control	Assembly Variant: 001_IWR	Sheet: 6 of 6
Drawn By: Mistral	File: PROC157A_Module_EVM_Hardware.SchDoc Size: B	
Engineer: Texas Instruments	Contact: http://www.ti.com/support	

Texas Instruments and/or its licensors do not warrant the accuracy or completeness of this specification or any information contained therein. Texas Instruments and/or its licensors do not warrant that this design will meet the specifications, will be suitable for your application or fit for any particular purpose, or will operate in an implementation. Texas Instruments and/or its licensors do not warrant that the design is production worthy. You should completely validate and test your design implementation to confirm the system functionality for your application.

IMPORTANT NOTICE AND DISCLAIMER

TI PROVIDES TECHNICAL AND RELIABILITY DATA (INCLUDING DATA SHEETS), DESIGN RESOURCES (INCLUDING REFERENCE DESIGNS), APPLICATION OR OTHER DESIGN ADVICE, WEB TOOLS, SAFETY INFORMATION, AND OTHER RESOURCES "AS IS" AND WITH ALL FAULTS, AND DISCLAIMS ALL WARRANTIES, EXPRESS AND IMPLIED, INCLUDING WITHOUT LIMITATION ANY IMPLIED WARRANTIES OF MERCHANTABILITY, FITNESS FOR A PARTICULAR PURPOSE OR NON-INFRINGEMENT OF THIRD PARTY INTELLECTUAL PROPERTY RIGHTS.

These resources are intended for skilled developers designing with TI products. You are solely responsible for (1) selecting the appropriate TI products for your application, (2) designing, validating and testing your application, and (3) ensuring your application meets applicable standards, and any other safety, security, regulatory or other requirements.

These resources are subject to change without notice. TI grants you permission to use these resources only for development of an application that uses the TI products described in the resource. Other reproduction and display of these resources is prohibited. No license is granted to any other TI intellectual property right or to any third party intellectual property right. TI disclaims responsibility for, and you will fully indemnify TI and its representatives against, any claims, damages, costs, losses, and liabilities arising out of your use of these resources.

TI's products are provided subject to [TI's Terms of Sale](#) or other applicable terms available either on [ti.com](#) or provided in conjunction with such TI products. TI's provision of these resources does not expand or otherwise alter TI's applicable warranties or warranty disclaimers for TI products.

TI objects to and rejects any additional or different terms you may have proposed.

Mailing Address: Texas Instruments, Post Office Box 655303, Dallas, Texas 75265
Copyright © 2025, Texas Instruments Incorporated