


NOTES, UNLESS OTHERWISE SPECIFIED:

- 1. The netname "DMD\_P3P3V" represents connection to the +3.3V digital power plane.
- 2. The netname "DMD\_P2P5V" represents connection to the +2.5V digital power plane.
- 3. The netname "DMD\_P1P8V" represents connection to the +1.8V digital power plane.
- 4. The symbol  represents connection to the digital ground plane.
- 5. A "Z" suffix on a signal name indicates an active low signal.
- 6. All components with designators "U", "D", "Y" and "Q" are electrostatic discharge sensitive.
- 7. All resistor values are in ohms, 1/16W and 5% unless otherwise specified.

Z PCB1



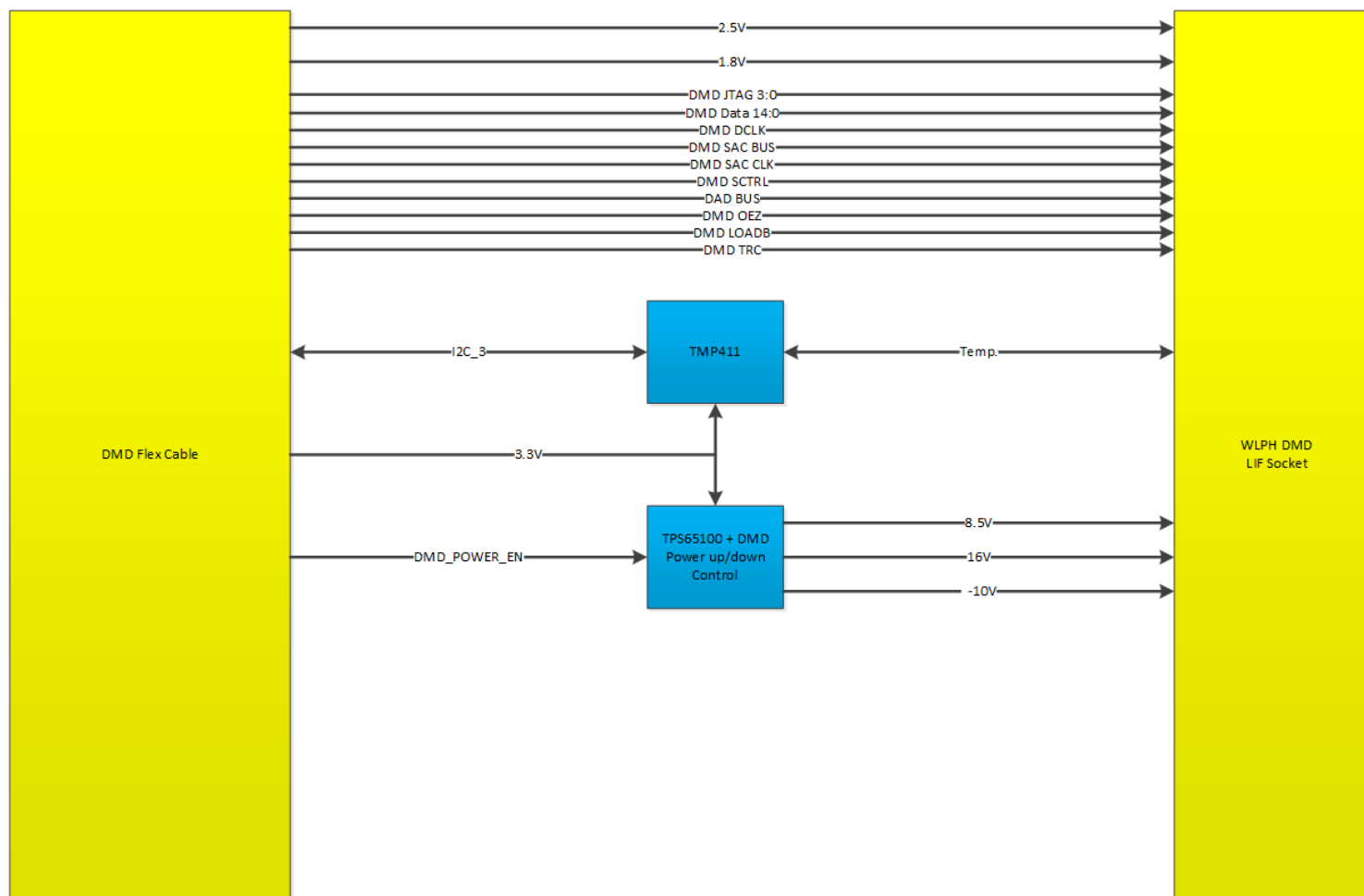
PCB, Automotive DLP 0.3 S450 DMD

COMPUTER GENERATED DRAWING. DO NOT REVISE MANUALLY			
REVISIONS			
REV	DESCRIPTION	DATE	APPROVED
A	INITIAL RELEASE	12/11/2019	

Texas Instruments and/or its licensors do not warrant the accuracy or completeness of this specification or any information contained therein. Texas Instruments and/or its licensors do not warrant that this design will meet the specifications, will be suitable for your application or fit for any particular purpose, or will operate in an implementation. Texas Instruments and/or its licensors do not warrant that the design is production worthy. You should completely validate and test your design implementation to confirm the system functionality for your application.

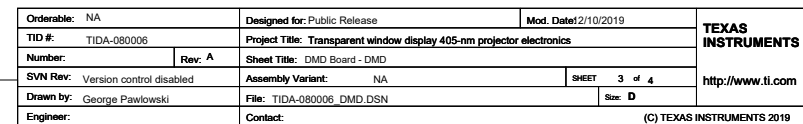
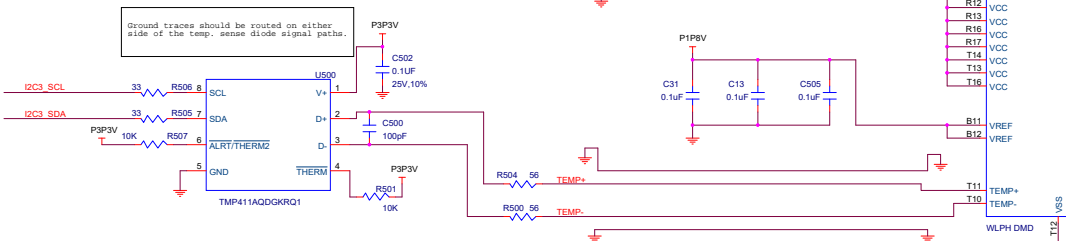
Orderable: NA		Designed for: Public Release			Mod. Date: 2/10/2019		TEXAS INSTRUMENTS  http://www.ti.com
TID #: TIDA-080006		Project Title: Transparent window display 405-nm projector electronics					
Number:		Rev: A		Sheet Title: DMD Board - Cover sheet			
SVN Rev: Version control disabled		Assembly Variant: NA			SHEET 1 of 4		
Drawn by: George Pawlowski		File: TIDA-080006_DMD.DSN			Src: D		
Engineer:		Contact:				(C) TEXAS INSTRUMENTS 2019	

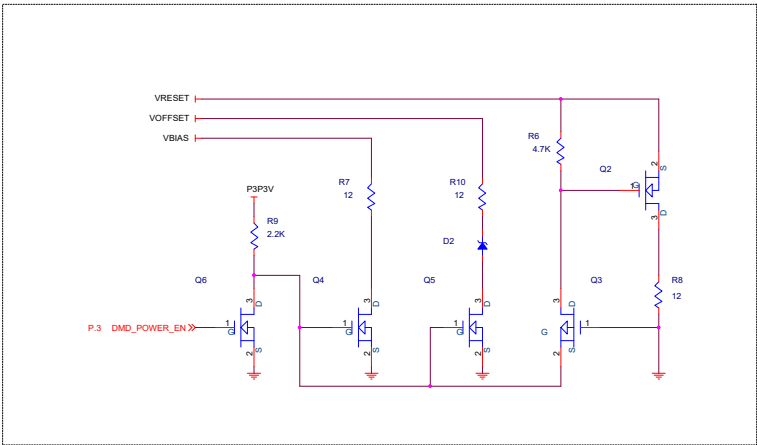
# DMD BLOCK DIAGRAM



Texas Instruments and/or its licensors do not warrant the accuracy or completeness of this specification or any information contained therein. Texas Instruments and/or its licensors do not warrant that this design will meet the specifications, will be suitable for your application or fit for any particular purpose, or will operate in an implementation. Texas Instruments and/or its licensors do not warrant that the design is production worthy. You should completely validate and test your design implementation to confirm the system functionality for your application.

Orderable: NA	Designed for: Public Release	Mod. Date: 2/10/2019	<b>TEXAS INSTRUMENTS</b>  <a href="http://www.ti.com">http://www.ti.com</a>  (C) TEXAS INSTRUMENTS 2019
TID #: TIDA-080006	Project Title: Transparent window display 405-nm projector electronics		
Number: Rev: A	Sheet Title: DMD Board - Block Diagram		
SVN Rev: Version control disabled	Assembly Variant: NA	SHEET 2 of 4	
Drawn by: George Pawlowski	File: TIDA-080006_DMD.DSN	Src: D	
Engineer:	Contact:		





Texas Instruments and/or its licensors do not warrant the accuracy or completeness of this specification or any information contained therein. Texas Instruments and/or its licensors do not warrant that this design will meet the specifications, will be suitable for your application or fit for any particular purpose, or will operate in an implementation. Texas Instruments and/or its licensors do not warrant that the design is production worthy. You should completely validate and test your design implementation to confirm the system functionality for your application.

Orderable: NA		Designed for: Public Release		Mod. Date: 2/10/2019		<b>TEXAS INSTRUMENTS</b>  <a href="http://www.ti.com">http://www.ti.com</a>
TID #:		TIDA-080006				
Project Title:		Transparent window display 405-nm projector electronics				
Number:		Rev: A				
Sheet Title:		DMD Board - Power		SHEET 4 of 4		<a href="http://www.ti.com">http://www.ti.com</a>
SVN Rev:		Version control disabled		Assembly Variant: NA		
Drawn by:		George Pawlowski		File: TIDA-080006 DMD DSN		
Engineer:		Contact:		(C) TEXAS INSTRUMENTS 2019		