

1

2

3

4

5

6

Revision History

Rev	ECN #	Approved Date	Approved by	Notes
N/A	N/A	N/A	N/A	N/A

Page 2

BLOCK DIAGRAM1: AMBIENT LIGHT SENSOR

Page 3

Dual Bidirectional I2C Bus and SMBus Repeater

Page 4

ANALOG AMBIENT LIGHT SENSOR, ON BOARD

Page 5

REMOTE TEMPERATURE SENSOR

Page 6

Mounting holes, Fiducials Marking

Orderable: N/A

TID #: TIDA-00811

Number: Temperature

SVN Rev: Not in version control

Drawn By: Srinivasa

Engineer: Srinivasa

Designed for: Public Release

Project Title: Temperature

Sheet Title:

Assembly Variant: 001

File: TIDA-00811\_Pg1\_CoverSheet.SchDoc

Contact: http://www.ti.com/support

Mod. Date: 8/29/2017

Sheet: 1 of 6

Size: B

TEXAS INSTRUMENTS

http://www.ti.com

© Texas Instruments 2016

1

2

3

4

5

6

1

2

3

4

5

6

1

2

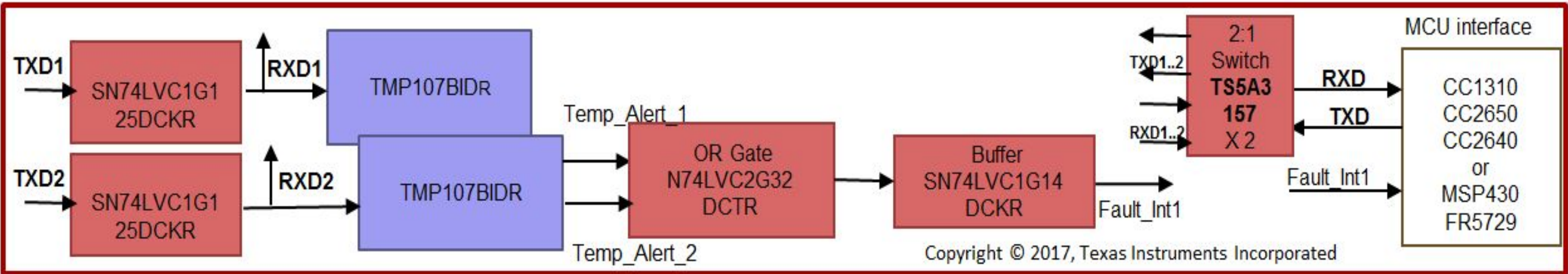
3

4

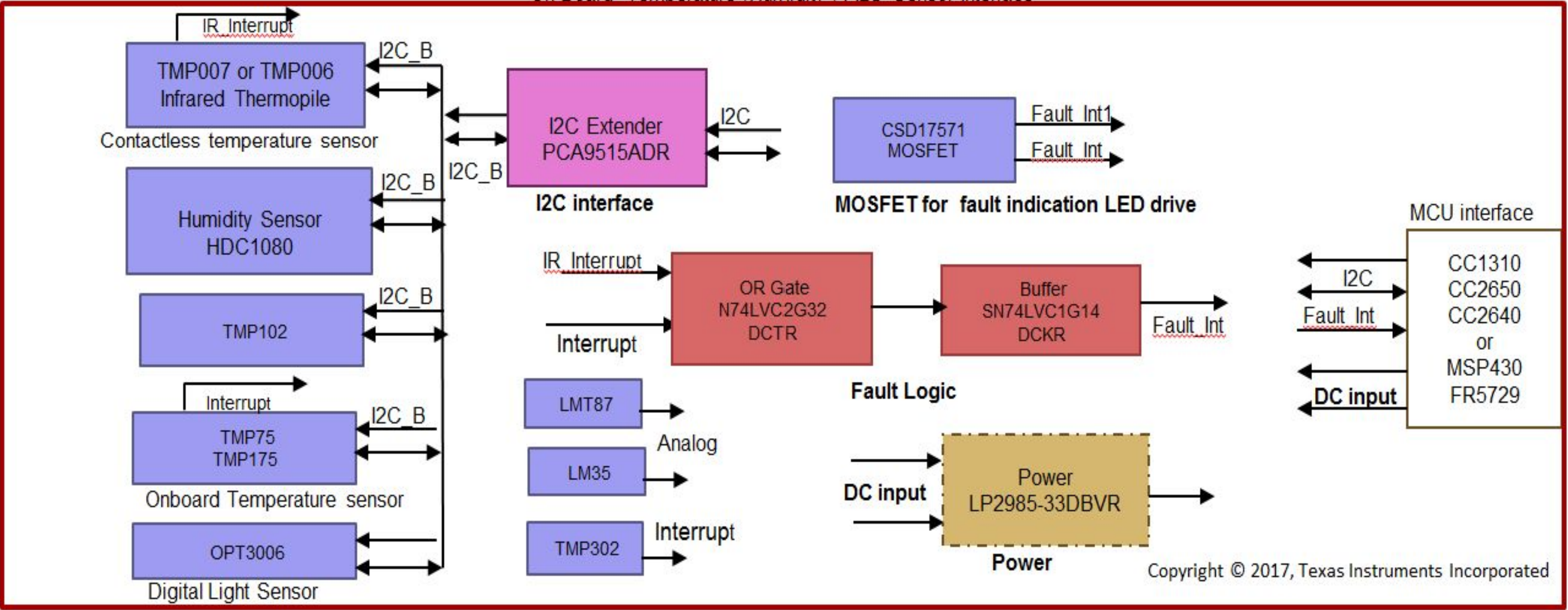
5

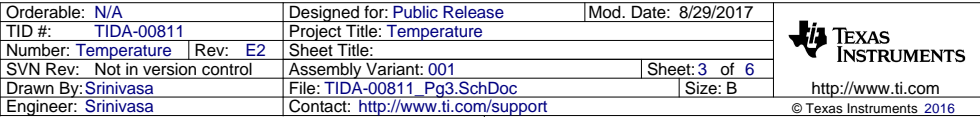
6

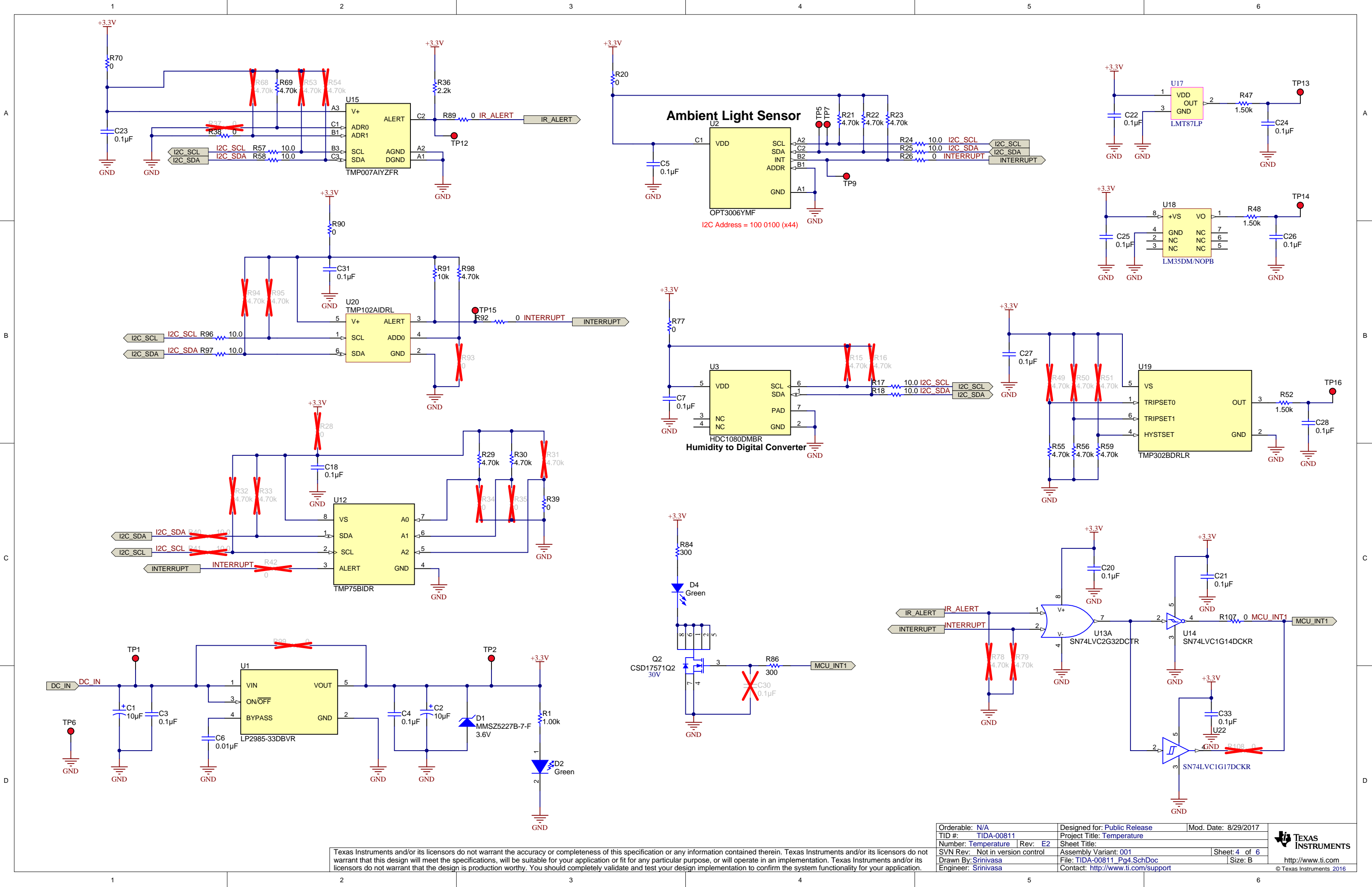
Remote Sensor Interface



On-Board Temperature /Humidity / ALS Sensor Interface

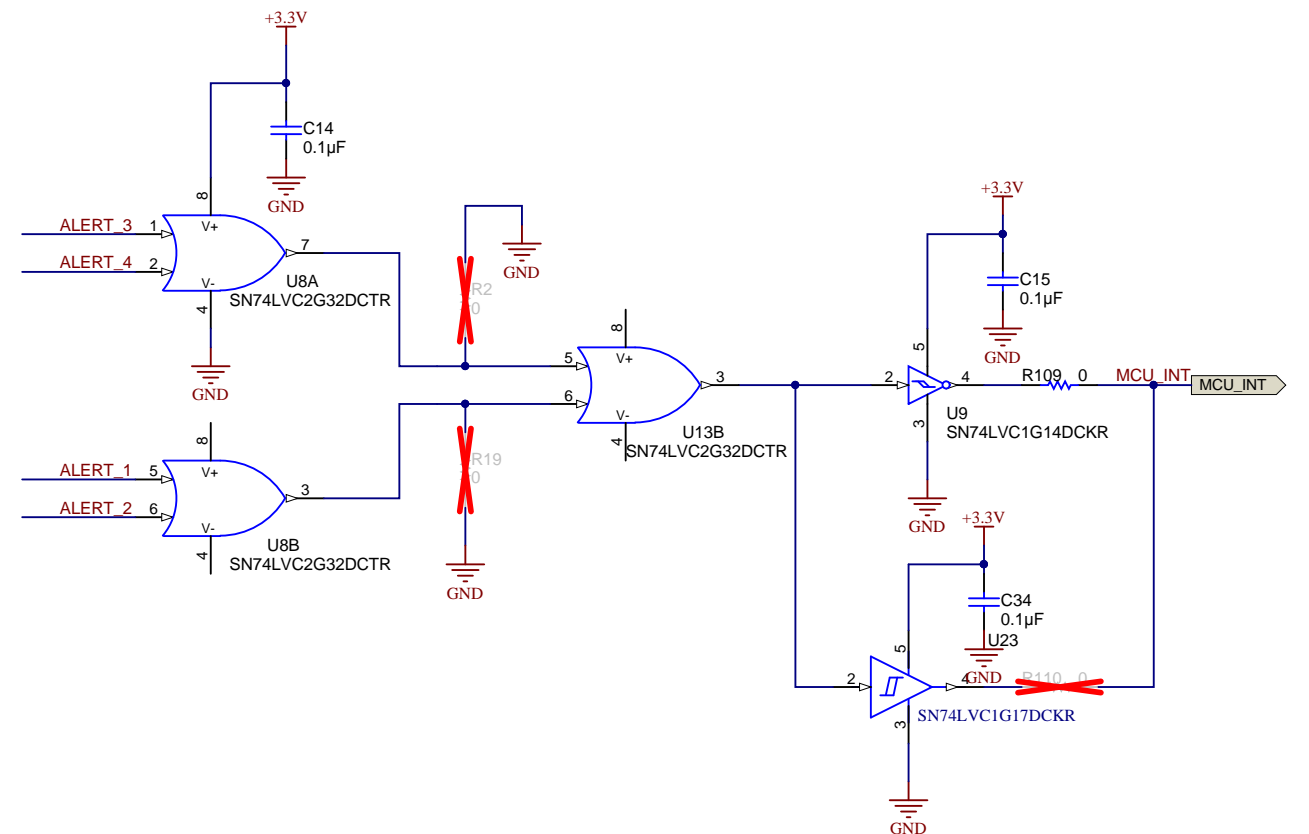
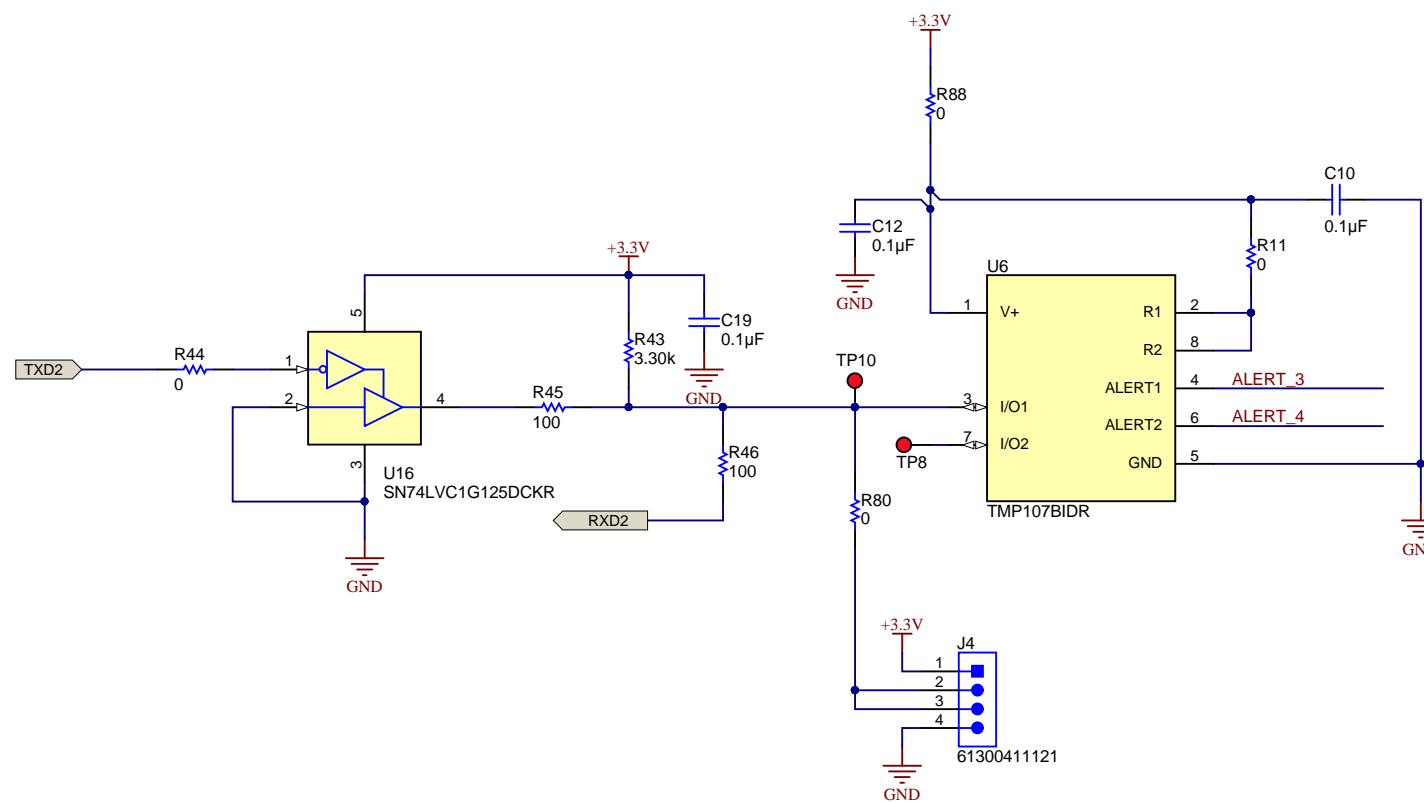
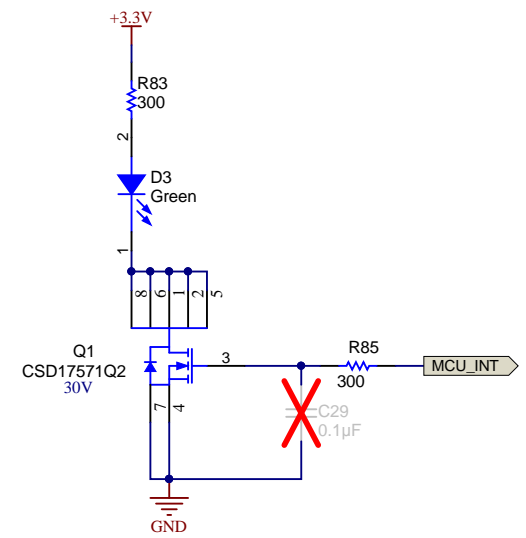
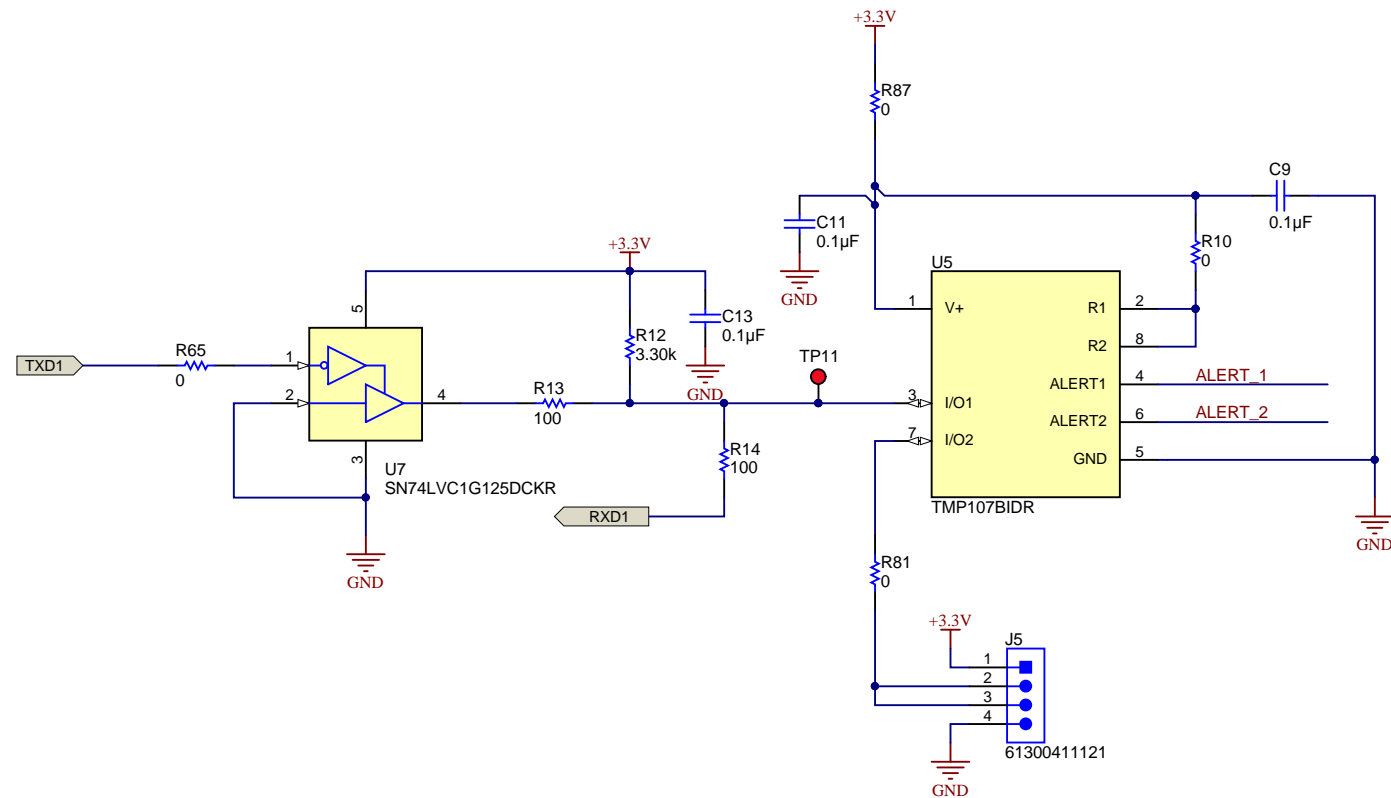






Texas Instruments and/or its licensors do not warrant the accuracy or completeness of this specification or any information contained therein. Texas Instruments and/or its licensors do not warrant that this design will meet the specifications, will be suitable for your application or fit for any particular purpose, or will operate in an implementation. Texas Instruments and/or its licensors do not warrant that the design is production worthy. You should completely validate and test your design implementation to confirm the system functionality for your application.

Orderable: N/A	Designed for: Public Release	Mod. Date: 8/29/2017
TID #: TIDA-00811	Project Title: Temperature	
Number: Temperature	Rev: E2	Sheet Title:
SVN Rev: Not in version control	Assembly Variant: 001	Sheet: 4 of 6
Drawn By: Srinivasa	File: TIDA-00811_Pg4.SchDoc	Size: B
Engineer: Srinivasa	Contact: <a href="http://www.ti.com/support">http://www.ti.com/support</a>	



Texas Instruments and/or its licensors do not warrant the accuracy or completeness of this specification or any information contained therein. Texas Instruments and/or its licensors do not warrant that this design will meet the specifications, will be suitable for your application or fit for any particular purpose, or will operate in an implementation. Texas Instruments and/or its licensors do not warrant that the design is production worthy. You should completely validate and test your design implementation to confirm the system functionality for your application.

Orderable: N/A	Designed for: Public Release	Mod. Date: 8/29/2017
TID #: TIDA-00811	Project Title: Temperature	
Number: Temperature	Rev: E2	Sheet Title:
SVN Rev: Not in version control	Assembly Variant: 001	Sheet: 5 of 6
Drawn By: Srinivasa	File: TIDA-00811_Pg5.SchDoc	Size: B
Engineer: Srinivasa	Contact: <a href="http://www.ti.com/support">http://www.ti.com/support</a>	<a href="http://www.ti.com">http://www.ti.com</a>





PCB Number: Temperature  
PCB Rev: E2

PCB  
LOGO  
Texas Instruments

LBL1  
PCB Label  
Size: 0.65" x 0.20 "

ZZ1  
Label Assembly Note  
This Assembly Note is for PCB labels only

ZZ2  
Assembly Note  
These assemblies are ESD sensitive, ESD precautions shall be observed.

ZZ3  
Assembly Note  
These assemblies must be clean and free from flux and all contaminants. Use of no clean flux is not acceptable.

ZZ4  
Assembly Note  
These assemblies must comply with workmanship standards IPC-A-610 Class 2, unless otherwise specified.

Variant/Label Table	
Variant	Label Text
001	ChangeMe!
002	ChangeMe!