

# LMK6x Low Jitter, High-Performance BAW Oscillator

## 1 Features

- High-performance differential and single-ended output Oscillator, supporting any fixed frequency within the below range:
  - LMK6D: 1MHz to 400MHz, LVDS output
  - LMK6H: 1MHz to 400MHz, HCSL output
  - LMK6P: 1MHz to 400MHz, LVPECL output
  - LMK6C: 1MHz to 200MHz, LVCMOS output
- Ultra-low jitter:
  - LMK6D/LMK6H/LMK6P: 100fs typical / 125fs maximum RMS jitter at 156.25MHz (12kHz to 20MHz)
  - LMK6C: 350fs typical / 500fs maximum RMS jitter at 100MHz (12kHz to 20MHz)
  - LMK6H: PCIe Gen 1 to Gen 7 compliant
- $\pm 25$ ppm total frequency stability inclusive of 10 years aging and all other factors
- Smallest industry standard DLE and DLF packages
- Support extended industrial temperature grade:
  - LMK6P/LMK6D/LMK6H:  $-40^{\circ}\text{C}$  to  $85^{\circ}\text{C}$
  - LMK6C:  $-40^{\circ}\text{C}$  to  $105^{\circ}\text{C}$
- Integrated LDO for robust supply noise immunity:
  - $-72$ dBc PSRR at 500kHz ripple
- Start-up time:  $< 5$ ms
- Standard frequencies:
  - LVCMOS (MHz): 1, 2.04, 4, 8.192, 10, 12, 12.288, 16, 19.2, 20, 23.5, 24, 24.57, 25, 25.6, 26, 26.21, 27, 28.12, 32.768, 33.333, 40, 48, 49.15, 50, 54, 60, 65.53, 66, 74.25, 76.8, 80, 100, 108, 125, 133.330 and 156.25
  - Differential (MHz): 25, 26, 32.5, 50, 51.84, 54, 65, 76.8, 80, 100, 108, 122.88, 125, 133.330, 148.35, 148.5, 150, 155.52, 156.25, 161.1328125, 200, 312.5, and 400
- Device can support any frequency between 1MHz to 400MHz. Contact TI representative for any frequency and samples needed

## 2 Applications

- 56G/112G PAM4 clocking
- 100G/200G/400G/800G Optical Transport Network and Coherent Optics
- Wired Networking, switches, routers, line cards, SAN, data centers and baseband units (BBU)
- PCIe Gen 1 to Gen 7 compliant reference clock
- Industrial applications
- Test and measurement
- ASIC, FPGA, MCU reference clocking
- High-performance crystal oscillator replacement

## 3 Description

Texas Instruments' Bulk-Acoustic Wave (BAW) is a micro-resonator technology that enables integration of high-precision BAW resonator directly into packages with ultra-low jitter clock circuitry. BAW is fully designed and manufactured at TI factories like other silicon-based fabrication processes.

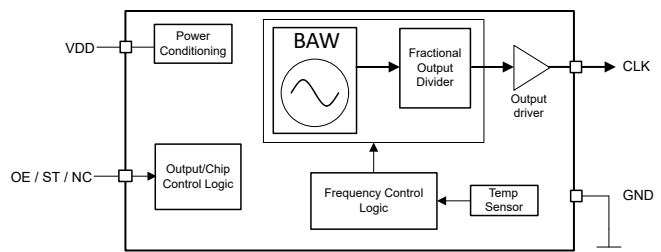
The LMK6x device is an ultra-low jitter, fixed-frequency oscillator which incorporates the BAW as the resonator source. The device is factory-programmed per specific operation mode, including frequency, voltage, output type, and function pin. With a high-performance fractional frequency divider, the LMK6x is capable of producing any frequency within the specified range providing a single device family for all frequency needs.

The high-performance clocking, mechanical stability, flexibility, and small package options for this device are designed for reference and core clocks in high-speed SERDES used in telecommunications, data and enterprise network, and industrial applications.

### Package Information

| PART NUMBER             | OUTPUT TYPE              | PACKAGE <sup>(1)</sup> | PACKAGE SIZE <sup>(2)</sup> |
|-------------------------|--------------------------|------------------------|-----------------------------|
| LMK6C                   | LVCMOS                   | VSON (DLE-4)           | 3.2mm × 2.5mm               |
| LMK6C                   |                          | VSON (DLF-4)           | 2.5mm × 2mm                 |
| LMK6D<br>LMK6H<br>LMK6P | LVDS,<br>HCSL,<br>LVPECL | VSON (DLE-6)           | 3.2mm × 2.5mm               |
| LMK6D<br>LMK6H<br>LMK6P |                          | VSON (DLF-6)           | 2.5mm × 2mm                 |

- For all available packages, see [Section 12](#).
- The package size (length × width) is a nominal value and includes pins, where applicable.



**LMK6C Simplified Block Diagram**

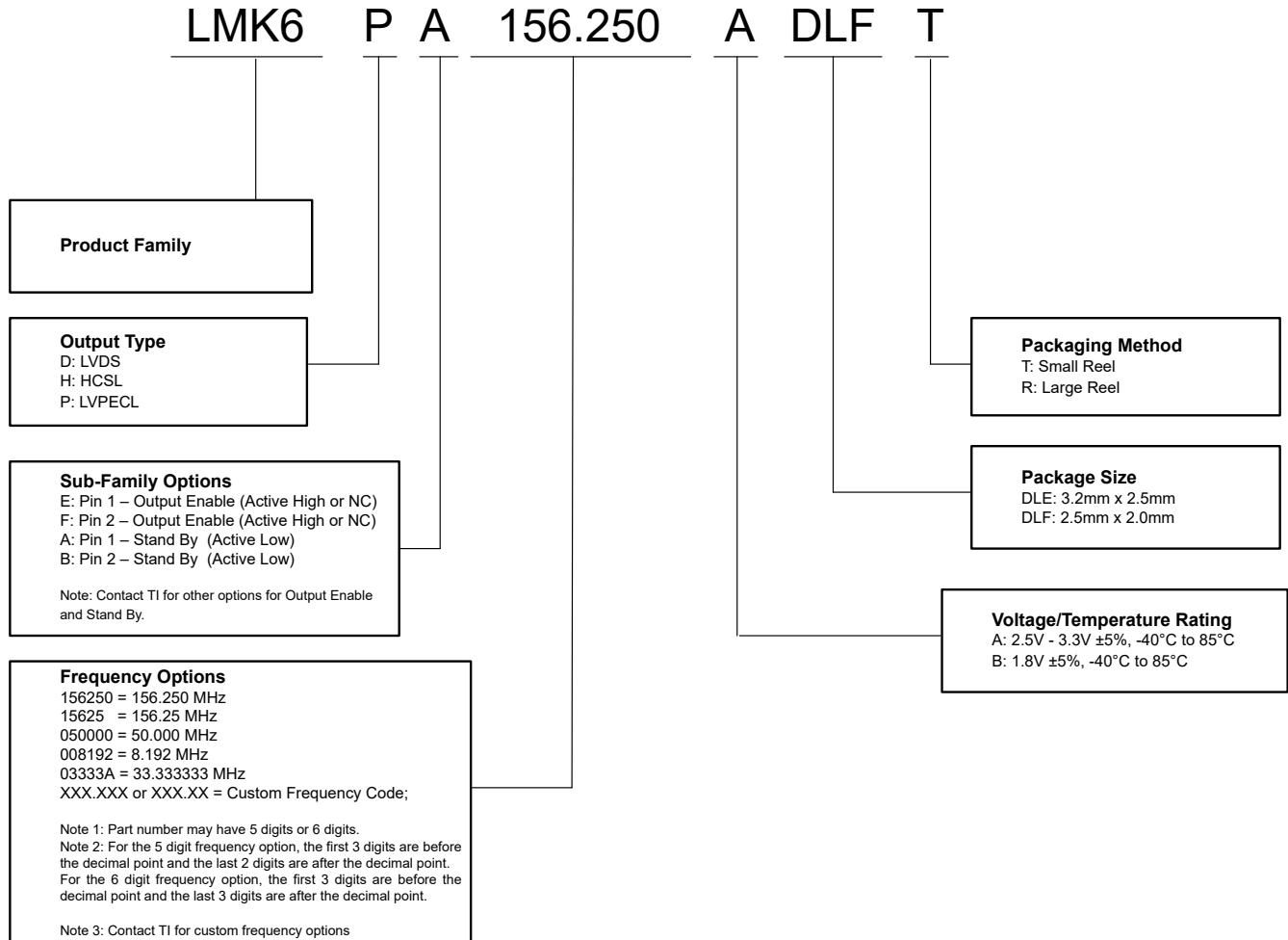
## Table of Contents

|  |    |  |    |
|--|----|--|----|
| <b>1 Features</b> .....                          | 1  | 8.2 Functional Block Diagram.....                                | 22 |
| <b>2 Applications</b> .....                      | 1  | 8.3 Feature Description.....                                     | 22 |
| <b>3 Description</b> .....                       | 1  | 8.4 Device Functional Modes.....                                 | 28 |
| <b>4 Device Ordering Information</b> .....       | 3  | <b>9 Application and Implementation</b> .....                    | 28 |
| <b>5 Pin Configuration and Functions</b> .....   | 5  | 9.1 Application Information.....                                 | 28 |
| <b>6 Specifications</b> .....                    | 6  | 9.2 Typical Application.....                                     | 28 |
| 6.1 Absolute Maximum Ratings.....                | 6  | 9.3 Power Supply Recommendations.....                            | 32 |
| 6.2 ESD Ratings.....                             | 6  | 9.4 Layout.....  | 32 |
| 6.3 Environmental Compliance.....                | 6  | <b>10 Device and Documentation Support</b> .....                 | 36 |
| 6.4 Recommended Operating Conditions.....        | 6  | 10.1 Documentation Support.....                                  | 36 |
| 6.5 Thermal Information.....                     | 7  | 10.2 Receiving Notification of Documentation Updates..           | 36 |
| 6.6 Thermal Information.....                     | 7  | 10.3 Support Resources.....                                      | 36 |
| 6.7 Electrical Characteristics.....              | 8  | 10.4 Trademarks.....   | 36 |
| 6.8 Timing Diagrams.....                         | 14 | 10.5 Electrostatic Discharge Caution.....                        | 36 |
| 6.9 Typical Characteristics.....                 | 15 | 10.6 Glossary.....   | 36 |
| <b>7 Parameter Measurement Information</b> ..... | 20 | <b>11 Revision History</b> .....                                 | 36 |
| 7.1 Device Output Configurations.....            | 20 | <b>12 Mechanical, Packaging, and Orderable Information</b> ..... | 37 |
| <b>8 Detailed Description</b> .....              | 22 |  |    |
| 8.1 Overview.....                                | 22 |  |    |

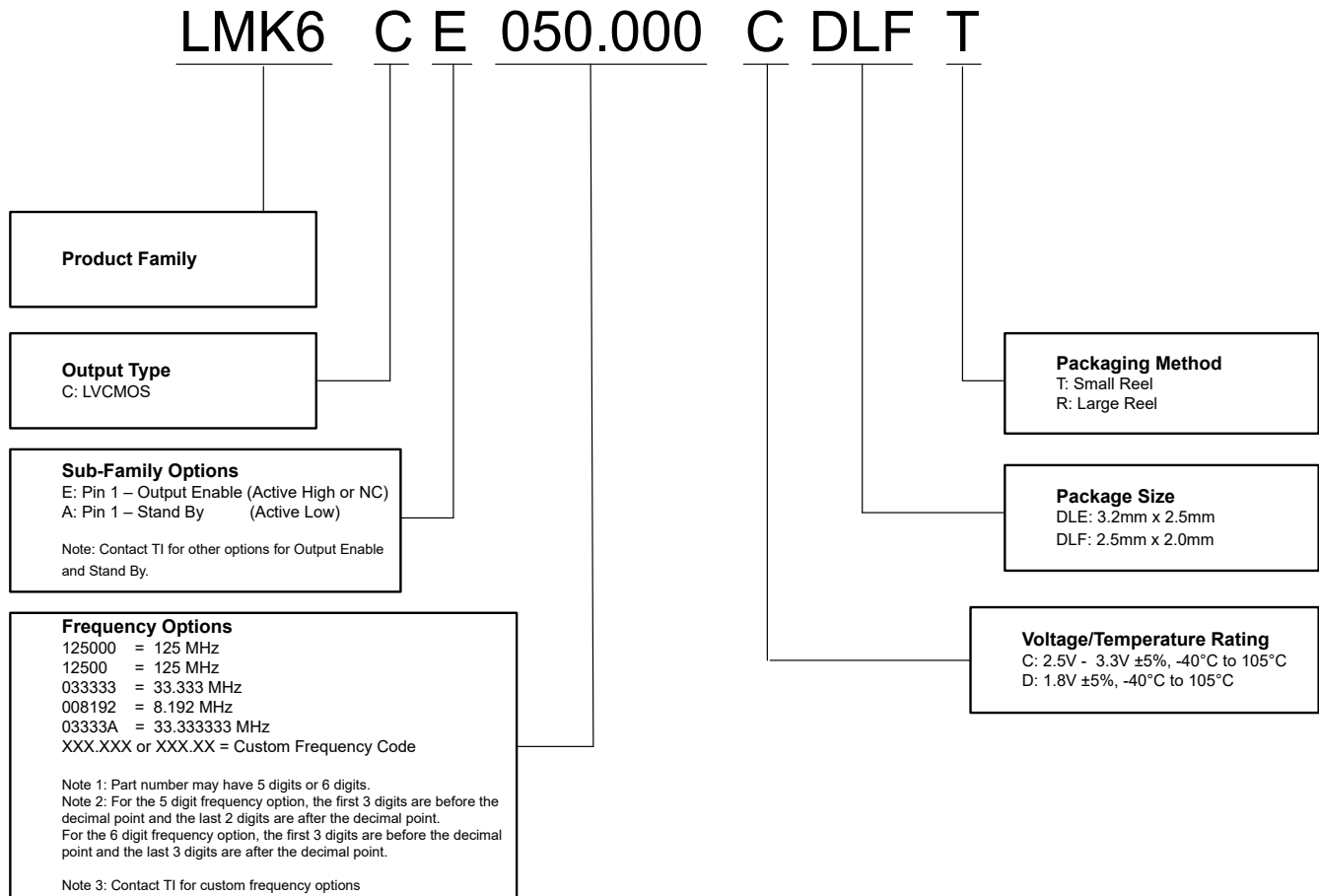
## 4 Device Ordering Information

Use [Figure 4-1](#) and [Figure 4-2](#) to understand the device nomenclature of the LMK6x orderable options.

The [LMK6x OPN Decoder](#) application note lists all orderable part numbers and the corresponding output frequencies, device top markings, and packaging information.

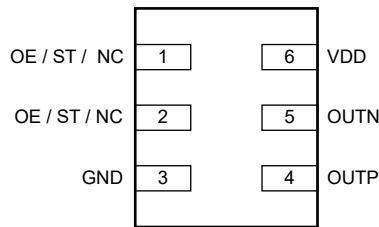


**Figure 4-1. Part Number Guide: LMK6D, LMK6H, and LMK6P**



**Figure 4-2. Part Number Guide: LMK6C**

## 5 Pin Configuration and Functions

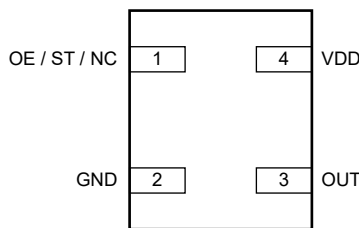


**Figure 5-1. LMK6P, LMK6D, or LMK6H 6-Pin VSON (Top View)**

**Table 5-1. LMK6P, LMK6D, or LMK6H Pin Functions**

| PIN          |         | Type <sup>(1)</sup> | DESCRIPTION  |
|--------------|---------|---------------------|--|
| NAME         | DLE/DLF |                     |  |
| OE / ST / NC | 1       | I / NC              | Output Enable (OE) or Standby (ST) pin or No Connect (NC). See <a href="#">Table 8-1</a> for more details. |
| OE / ST / NC | 2       | NC / I              | Output Enable (OE) or Standby (ST) pin or No Connect (NC). See <a href="#">Table 8-1</a> for more details. |
| GND          | 3       | G                   | Device ground  |
| OUTP         | 4       | O                   | Positive differential output clock   |
| OUTN         | 5       | O                   | Negative differential output clock   |
| VDD          | 6       | P                   | Device power supply  |

(1) I = Input, O = Output, I/O = Input or Output, G = Ground, P = Power, NC = No Connect (can be left floating).



**Figure 5-2. LMK6C 4-Pin VSON (Top View)**

**Table 5-2. LMK6C Pin Functions**

| PIN          |         | Type <sup>(1)</sup> | DESCRIPTION  |
|--------------|---------|---------------------|--|
| NAME         | DLE/DLF |                     |  |
| OE / ST / NC | 1       | I / NC              | Output Enable (OE) or Standby (ST) pin or No Connect (NC). See <a href="#">Table 8-2</a> for more details. |
| GND          | 2       | G                   | Device ground  |
| OUT          | 3       | O                   | LVCMOS output clock  |
| VDD          | 4       | P                   | Device power supply  |

(1) I = Input, O = Output, I/O = Input or Output, G = Ground, P = Power, NC = No Connect (can be left floating).

## 6 Specifications

### 6.1 Absolute Maximum Ratings

over operating free-air temperature range (unless otherwise noted)<sup>(1)</sup>

|                  |                                      | MIN  | MAX       | UNIT |
|------------------|--------------------------------------|------|-----------|------|
| VDD              | Device Supply Voltage <sup>(2)</sup> | -0.3 | 3.63      | V    |
|                  | Device Supply Voltage <sup>(3)</sup> | -0.3 | 1.98      | V    |
| EN               | Logic Input Voltage                  | -0.3 | VDD + 0.3 | V    |
| OUTP, OUTN       | Clock Output Voltage <sup>(4)</sup>  | -0.3 | VDD + 0.3 | V    |
| OUT              | Clock Output Voltage <sup>(5)</sup>  | -0.3 | VDD + 0.3 | V    |
| T <sub>J</sub>   | Junction Temperature                 |      | 125       | °C   |
| T <sub>STG</sub> | Storage Temperature                  |      | 150       | °C   |

- (1) Operation outside the Absolute Maximum Ratings may cause permanent device damage. Absolute Maximum Ratings do not imply functional operation of the device at these or any other conditions beyond those listed under Recommended Operating Conditions. If used outside the Recommended Operating Conditions but within the Absolute Maximum Ratings, the device may not be fully functional, and this may affect device reliability, functionality, performance, and shorten the device lifetime.
- (2) For all devices with Recommended Operating Voltage of 2.5V ± 5% and 3.3V ± 5%
- (3) For all devices with Recommended Operating Voltage of 1.8V ± 5%
- (4) For all differential outputs - LMK6D, LMK6H, and LMK6P.
- (5) For single ended outputs - LMK6C.

### 6.2 ESD Ratings

|                    |                         |  | VALUE | UNIT |
|--------------------|-------------------------|--|-------|------|
| V <sub>(ESD)</sub> | Electrostatic discharge | Human body model (HBM), per ANSI/ESDA/ JEDEC JS-001, all pins <sup>(1)</sup> | ±2000 | V    |
|                    |                         | Charged device model (CDM), per JEDEC JS-002, all pins <sup>(2)</sup>        | ±500  |      |

- (1) JEDEC document JEP155 states that 500V HBM allows safe manufacturing with a standard ESD control process.
- (2) JEDEC document JEP157 states that 250V CDM allows safe manufacturing with a standard ESD control process.

### 6.3 Environmental Compliance

|                                  |  | VALUE | UNIT |
|----------------------------------|--|-------|------|
| Mechanical Shock Resistance      | MIL-STD-883F, Method 2002, Condition A | 1500  | g    |
| Mechanical Vibration Resistance  | MIL-STD-883F, Method 2026, Condition C | 10    | g    |
|                                  | MIL-STD-883F, Method 2007, Condition A | 20    | g    |
| Moisture Sensitivity Level (MSL) |  | MSL1  |      |

### 6.4 Recommended Operating Conditions

over operating free-air temperature range (unless otherwise noted)

|                   |   | MIN  | NOM      | MAX | UNIT |
|-------------------|---|------|----------|-----|------|
| VDD               | Device Supply Voltage <sup>(1)</sup>      | 1.7  | 1.8      | 1.9 | V    |
|                   | Device Supply Voltage <sup>(2)</sup>      | 2.37 | 2.5, 3.3 | 3.5 | V    |
| T <sub>A</sub>    | Ambient temperature <sup>(3)</sup>        | -40  |          | 85  | °C   |
|                   | Ambient temperature <sup>(4)</sup>        | -40  |          | 105 | °C   |
| T <sub>J</sub>    | Junction temperature                      |      |          | 125 | °C   |
| t <sub>RAMP</sub> | VDD power-up ramp time <sup>(1) (2)</sup> | 0.1  |          | 100 | ms   |

- (1) For all devices with Recommended Operating Voltage of 1.8V ± 5%
- (2) For all devices with Recommended Operating Voltage of 2.5V ± 5% and 3.3V ± 5%
- (3) For all differential outputs - LMK6D, LMK6H and LMK6P.

(4) For single-ended output - LMK6C.

## 6.5 Thermal Information

| THERMAL METRIC <sup>(1)</sup> |  | LMK6D/H/P  |            | UNIT |
|-------------------------------|--|------------|------------|------|
|                               |  | DLE (VSON) | DLF (VSON) |      |
|                               |  | 6 PINS     | 6 PINS     |      |
| $R_{\theta JA}$               | Junction-to-ambient thermal resistance       | 101.2      | 107.9      | °C/W |
| $R_{\theta JC(top)}$          | Junction-to-case (top) thermal resistance    | 58.6       | 70.1       | °C/W |
| $R_{\theta JB}$               | Junction-to-board thermal resistance         | 31.3       | 39.4       | °C/W |
| $\Psi_{JT}$                   | Junction-to-top characterization parameter   | 2.7        | 2.3        | °C/W |
| $\Psi_{JB}$                   | Junction-to-board characterization parameter | 31.1       | 39.2       | °C/W |

(1) For more information about traditional and new thermal metrics, see the [Semiconductor and IC Package Thermal Metrics](#) application note.

## 6.6 Thermal Information

| THERMAL METRIC <sup>(1)</sup> |  | LMK6C      |            | UNIT |
|-------------------------------|--|------------|------------|------|
|                               |  | DLE (VSON) | DLF (VSON) |      |
|                               |  | 4 PINS     | 4 PINS     |      |
| $R_{\theta JA}$               | Junction-to-ambient thermal resistance       | 124.8      | 128.1      | °C/W |
| $R_{\theta JC(top)}$          | Junction-to-case (top) thermal resistance    | 61.2       | 73.2       | °C/W |
| $R_{\theta JB}$               | Junction-to-board thermal resistance         | 42.5       | 39.8       | °C/W |
| $\Psi_{JT}$                   | Junction-to-top characterization parameter   | 2.8        | 2.4        | °C/W |
| $\Psi_{JB}$                   | Junction-to-board characterization parameter | 42.3       | 39.5       | °C/W |

(1) For more information about traditional and new thermal metrics, see the [Semiconductor and IC Package Thermal Metrics](#) application note.

## 6.7 Electrical Characteristics

over Recommended Operating Conditions, Typical Temp = 25°C, Frequency output = 156.25MHz, VDD = 3.3V, LVCMOS Output Capacitor load = 2.2pF (unless otherwise specified)<sup>(4)</sup>

| PARAMETER  |   | TEST CONDITIONS                   | MIN | TYP | MAX | UNIT |
|--|---|-----------------------------------|-----|-----|-----|------|
| <b>Current Consumption Characteristics</b>               |   |                                   |     |     |     |      |
| $I_{DD}$   | Device Power Consumption (LVPECL, VDD = 2.5V or 3.3V, Excluding load current) | 100MHz                            |     | 65  | 82  | mA   |
|  |   | 156.25MHz                         |     | 69  | 87  | mA   |
|  |   | 200MHz                            |     | 67  | 85  | mA   |
|  |   | 312.5MHz                          |     | 76  | 95  | mA   |
|  |   | 400MHz                            |     | 88  | 108 | mA   |
|  | Device Power Consumption (LVPECL, VDD = 1.8V, Excluding load current)         | 100MHz                            |     | 61  | 79  | mA   |
|  |   | 156.25MHz                         |     | 66  | 83  | mA   |
|  |   | 200MHz                            |     | 64  | 82  | mA   |
|  |   | 312.5MHz                          |     | 73  | 91  | mA   |
|  |   | 400MHz                            |     | 84  | 104 | mA   |
|  | Device Power Consumption (HCSL, VDD = 2.5V or 3.3V, Excluding load current)   | 100MHz                            |     | 65  | 82  | mA   |
|  |   | 156.25MHz                         |     | 69  | 87  | mA   |
|  |   | 200MHz                            |     | 67  | 86  | mA   |
|  |   | 312.5MHz                          |     | 76  | 96  | mA   |
|  |   | 400MHz                            |     | 88  | 108 | mA   |
|  | Device Power Consumption (HCSL, VDD = 1.8V, Excluding load current)           | 100MHz                            |     | 58  | 75  | mA   |
|  |   | 156.25MHz                         |     | 62  | 80  | mA   |
|  |   | 200MHz                            |     | 60  | 78  | mA   |
|  |   | 312.5MHz                          |     | 69  | 88  | mA   |
|  |   | 400MHz                            |     | 77  | 97  | mA   |
|  | Device Power Consumption (LVDS, VDD = 2.5V or 3.3V, Excluding load current)   | 100MHz                            |     | 54  | 71  | mA   |
|  |   | 156.25MHz                         |     | 58  | 75  | mA   |
|  |   | 200MHz                            |     | 56  | 74  | mA   |
|  |   | 312.5MHz                          |     | 65  | 84  | mA   |
|  |   | 400MHz                            |     | 76  | 96  | mA   |
|  | Device Power Consumption (LVDS, VDD = 1.8V, Excluding load current)           | 100MHz                            |     | 52  | 68  | mA   |
|  |   | 156.25MHz                         |     | 56  | 72  | mA   |
|  |   | 200MHz                            |     | 54  | 71  | mA   |
|  |   | 312.5MHz                          |     | 63  | 80  | mA   |
|  |   | 400MHz                            |     | 74  | 92  | mA   |
|  | Device Power Consumption (LVCMOS, VDD = 2.5V or 3.3V, with load)              | 100MHz                            |     | 45  | 62  | mA   |
|  |   | 156.25MHz                         |     | 55  | 71  | mA   |
| 200MHz   |   |                                   | 61  | 77  | mA  |      |
| Device Power Consumption (LVCMOS, VDD = 1.8V, with load) | 100MHz  |                                   | 44  | 59  | mA  |      |
|  | 156.25MHz   |                                   | 50  | 65  | mA  |      |
|  | 200MHz  |                                   | 56  | 72  | mA  |      |
| $I_{DD-STBY}$  | Device Stand By current   | ST (Stand By) = GND               |     | 6   | 13  | mA   |
| $I_{DD-PD}$  | Device current with output disabled (100MHz)                                  | OE = GND, LVPECL mode, VDD = 3.3V |     | 48  | 67  | mA   |
|  |   | OE = GND, HCSL mode, VDD = 3.3V   |     | 49  | 67  | mA   |
|  |   | OE = GND, LVDS mode, VDD = 3.3V   |     | 49  | 66  | mA   |
|  |   | OE = GND, LVCMOS mode, VDD = 3.3V |     | 40  | 56  | mA   |
| <b>LVPECL Output Characteristics</b>                     |   |                                   |     |     |     |      |



over Recommended Operating Conditions, Typical Temp = 25°C, Frequency output = 156.25MHz, VDD = 3.3V, LVCMOS Output Capacitor load = 2.2pF (unless otherwise specified)<sup>(4)</sup>

| PARAMETER                          |   | TEST CONDITIONS   | MIN                                  | TYP   | MAX   | UNIT            |
|------------------------------------|---|---|--------------------------------------|-------|-------|-----------------|
| F <sub>out</sub>                   | Output Frequency  |   | 1                                    |       | 400   | MHz             |
| V <sub>OD</sub>                    | Output Voltage Swing (V <sub>OH</sub> - V <sub>OL</sub> ) | AC coupled, VDD = 3.3V  | 525                                  | 645   | 765   | mV              |
|                                    |   | AC coupled, VDD = 2.5V  | 450                                  | 555   | 660   | mV              |
|                                    |   | AC coupled, VDD = 1.8V  | 280                                  | 375   | 470   | mV              |
|                                    |   | DC coupled, VDD = 2.5V or 3.3V <sup>(1)</sup>                             | 650                                  | 800   | 950   | mV              |
|                                    |   | DC coupled, VDD = 1.8V <sup>(1)</sup>                                     | 450                                  | 600   | 750   | mV              |
| V <sub>OD,DIFF</sub>               | Differential Output peak-peak swing                       |   | 2× V <sub>OD</sub>                   |       |       | V <sub>pp</sub> |
| V <sub>OS</sub>                    | Output Common-Mode Voltage                                | VDD = 3.3V <sup>(1)</sup>   | 1.5                                  | 1.6   | 1.7   | V               |
|                                    |   | VDD = 2.5V <sup>(1)</sup>   | 0.825                                | 0.9   | 0.975 | V               |
|                                    |   | VDD = 1.8V <sup>(1)</sup>   | 0.45                                 | 0.5   | 0.55  | V               |
| t <sub>R</sub> /t <sub>F</sub>     | Output Rise/Fall Time                                     | 20% to 80% of V <sub>OD,DIFF</sub> , VDD = 2.5V or 3.3V                   |                                      | 120   | 200   | ps              |
|                                    |   | 20% to 80% of V <sub>OD,DIFF</sub> , VDD = 1.8V                           |                                      | 120   | 200   | ps              |
| ODC                                | Output Duty Cycle   | VDD = 2.5V or 3.3V, measured between 50% points on the waveform           | 45                                   | 50    | 55    | %               |
|                                    |   | VDD = 1.8V, measured between 50% points on the waveform                   | 45                                   | 50    | 55    | %               |
| <b>LVDS Output Characteristics</b> |   |   |                                      |       |       |                 |
| F <sub>out</sub>                   | Output Frequency  |   | 1                                    |       | 400   | MHz             |
| V <sub>OD</sub>                    | Output Voltage Swing (V <sub>OH</sub> - V <sub>OL</sub> ) | Under LVDS Load condition   | 250                                  | 350   | 450   | mV              |
| V <sub>OD,DIFF</sub>               | Differential Output peak-peak swing                       |   | 2× V <sub>OD</sub>                   |       |       | V <sub>pp</sub> |
| V <sub>OS</sub>                    | Output Common Mode Voltage                                | VDD = 2.5V or 3.3V  | 1.025                                | 1.2   | 1.375 | V               |
|                                    |   | VDD = 1.8V  | 0.80                                 | 0.9   | 1.0   | V               |
| t <sub>R</sub> /t <sub>F</sub>     | Output Rise/Fall Time                                     | 20% to 80% of V <sub>OD,DIFF</sub> , VDD = 2.5V or 3.3V                   |                                      | 150   | 250   | ps              |
|                                    |   | 20% to 80% of V <sub>OD,DIFF</sub> , VDD = 1.8V                           |                                      | 150   | 250   | ps              |
| ODC                                | Output Duty Cycle   | VDD = 2.5V or 3.3V, measured between 50% points on the waveform           | 45                                   | 50    | 55    | %               |
|                                    |   | VDD = 1.8V, measured between 50% points on the waveform                   | 45                                   | 50    | 55    | %               |
| <b>HCSL Output characteristics</b> |   |   |                                      |       |       |                 |
| F <sub>out</sub>                   | Output Frequency  |   | 1                                    |       | 400   | MHz             |
| V <sub>OH</sub>                    | Output High Voltage                                       | DC coupled, 50Ω to ground, VDD = 2.5V or 3.3V                             | 650                                  | 750   | 850   | mV              |
|                                    |   | DC coupled, 50Ω to ground, VDD = 1.8V                                     | 460                                  | 560   | 660   | mV              |
| V <sub>OL</sub>                    | Output Low Voltage  | DC coupled, 50Ω to ground, VDD = 2.5V or 3.3V                             | -150                                 | 0     | 150   | mV              |
|                                    |   | DC coupled, 50Ω to ground, VDD = 1.8V                                     | -150                                 | 0     | 150   | mV              |
| V <sub>OD,DIFF</sub>               | Differential Output peak-peak swing                       |   | 2× V <sub>OH</sub> - V <sub>OL</sub> |       |       | V               |
| V <sub>cross</sub>                 | Absolute Crossing Point Voltage                           | VDD = 3.3V or 2.5V, f <sub>out</sub> = 100MHz                             | 0.2                                  | 0.35  | 0.50  | V <sub>pp</sub> |
|                                    |   | VDD = 1.8V, f <sub>out</sub> = 100MHz                                     | 0.15                                 | 0.275 | 0.40  | V <sub>pp</sub> |
| V <sub>cross-delta</sub>           | Absolute Crossing Point Voltage variation                 | VDD = 3.3V or 2.5V or 1.8V, f <sub>out</sub> = 100MHz                     |                                      | 0.14  |       | V               |
| dV/dt                              | Output Slew Rate  | 50Ω to ground; DC coupled load; measured slew rate in ±150mV from Center. | 2                                    |       | 12    | V/ns            |
| ΔdV/dt                             | Output Slew Rate variation                                |   |                                      |       | 20    | %               |

over Recommended Operating Conditions, Typical Temp = 25°C, Frequency output = 156.25MHz, VDD = 3.3V, LVCMOS Output Capacitor load = 2.2pF (unless otherwise specified)<sup>(4)</sup>

| PARAMETER   |  | TEST CONDITIONS  | MIN  | TYP | MAX  | UNIT  |
|---|--|--|------|-----|------|-------|
| ODC   | Output Duty Cycle  |  | 45   | 50  | 55   | %     |
| <b>LVCMOS Output Characteristics</b>                  |  |  |      |     |      |       |
| F <sub>out</sub>                                      | Output Frequency   |  | 1    |     | 200  | MHz   |
| V <sub>OL</sub>                                       | Output Low Voltage   | I <sub>OL</sub> = 3.6mA, VDD = 1.8V  |      |     | 0.36 | V     |
|   |  | I <sub>OL</sub> = 5.0mA, VDD = 2.5V  |      |     | 0.5  | V     |
|   |  | I <sub>OL</sub> = 6.6mA, VDD = 3.3V  |      |     | 0.66 | V     |
| V <sub>OH</sub>                                       | Output High Voltage  | I <sub>OH</sub> = 3.6mA, VDD = 1.8V  | 1.44 |     |      | V     |
|   |  | I <sub>OH</sub> = 5.0mA, VDD = 2.5V  | 2    |     |      | V     |
|   |  | I <sub>OH</sub> = 6.6mA, VDD = 3.3V  | 2.64 |     |      | V     |
| t <sub>R</sub> /t <sub>F</sub>                        | Output Rise/Fall Time  | 20% to 80% of V <sub>OH</sub> -V <sub>OL</sub> , C <sub>L</sub> = 2pF  |      | 0.5 | 1    | ns    |
| ODC   | Output Duty Cycle  |  | 45   | 50  | 55   | %     |
| R <sub>out</sub>                                      | Output Impedance   | OE = HIGH  | 40   | 50  | 60   | Ω     |
| C <sub>L</sub>  | Maximum capacitive load  | F <sub>out</sub> > 50MHz <sup>(3)</sup>  |      |     | 15   | pF    |
|   |  | F <sub>out</sub> < 50MHz <sup>(3)</sup>  |      |     | 30   | pF    |
| <b>Function Pin Input Characteristics (OE/ST pin)</b> |  |  |      |     |      |       |
| V <sub>IL</sub>                                       | Input Low Voltage  |  |      |     | 0.6  | V     |
| V <sub>IH</sub>                                       | Input High Voltage   |  | 1.3  |     |      | V     |
| I <sub>IL</sub>                                       | Input Low Current  | OE = GND   | -40  |     |      | μA    |
| I <sub>IH</sub>                                       | Input High Current   | OE = VDD   |      |     | 40   | μA    |
| C <sub>IN</sub>                                       | Input Capacitance  |  |      | 2   |      | pF    |
| <b>LVDS, HCSL and LVPECL Frequency Tolerance</b>      |  |  |      |     |      |       |
| F <sub>T</sub>  | Total Frequency Stability  | Inclusive of: solder shift, initial tolerance, variation over -40 °C to 85°C, variation over rated supply voltage range, and 10 year aging at 25°C.  | -25  |     | 25   | ppm   |
|   |  | Inclusive of: solder shift, initial tolerance, variation over -40°C to 85°C, variation over supply voltage range.                                    | -20  |     | 20   | ppm   |
| <b>LVCMOS Frequency Tolerance</b>                     |  |  |      |     |      |       |
| F <sub>T</sub>  | Total Frequency Stability  | Inclusive of: solder shift, initial tolerance, variation over -40°C to 105°C, variation over rated supply voltage range, and 10 year aging at 25 °C. | -25  |     | 25   | ppm   |
|   |  | Inclusive of: solder shift, initial tolerance, variation over -40°C to 105°C, variation over rated supply voltage range.                             | -20  |     | 20   | ppm   |
| <b>Differential output PSRR Characteristics</b>       |  |  |      |     |      |       |
| PSRR  | Spur induced by 50mV power supply ripple at 156.25MHz output, VDD = 2.5V or 3.3V, No power supply decoupling capacitor | Sine wave at 50kHz   |      | -71 |      | dBc   |
|   |  | Sine wave at 100kHz  |      | -71 |      | dBc   |
|   |  | Sine wave at 500kHz  |      | -72 |      | dBc   |
|   |  | Sine wave at 1MHz  |      | -70 |      | dBc   |
| PSRR  | Spur induced by 50mV power supply ripple at 156.25MHz output, VDD = 1.8V, No power supply decoupling capacitor         | Sine wave at 50kHz   |      | -64 |      | dBc   |
|   |  | Sine wave at 100kHz  |      | -64 |      | dBc   |
|   |  | Sine wave at 500kHz  |      | -67 |      | dBc   |
|   |  | Sine wave at 1MHz  |      | -68 |      | dBc   |
| PSRR  | Jitter sensitivity to Power supply ripple;   | 100kHz sine wave ripple, 3.3V Supply <sup>(2)</sup>  |      | 4   |      | fs/mV |
| <b>LVCMOS PSRR Characteristics</b>                    |  |  |      |     |      |       |

over Recommended Operating Conditions, Typical Temp = 25°C, Frequency output = 156.25MHz, VDD = 3.3V, LVCMOS Output Capacitor load = 2.2pF (unless otherwise specified)<sup>(4)</sup>

| PARAMETER                           |  | TEST CONDITIONS  | MIN | TYP  | MAX | UNIT   |
|-------------------------------------|--|--|-----|------|-----|--------|
| PSRR                                | Spur induced by 50mV power supply ripple at 50MHz output, VDD = 2.5V or 3.3V, No power supply decoupling capacitor | Sine wave at 50kHz   |     | -72  |     | dBc    |
|                                     |  | Sine wave at 100kHz  |     | -71  |     | dBc    |
|                                     |  | Sine wave at 500kHz  |     | -70  |     | dBc    |
|                                     |  | Sine wave at 1MHz  |     | -69  |     | dBc    |
| PSRR                                | Spur induced by 50mV power supply ripple at 50MHz output, VDD = 1.8V, No power supply decoupling capacitor         | Sine wave at 50kHz   |     | -50  |     | dBc    |
|                                     |  | Sine wave at 100kHz  |     | -50  |     | dBc    |
|                                     |  | Sine wave at 500kHz  |     | -52  |     | dBc    |
|                                     |  | Sine wave at 1MHz  |     | -55  |     | dBc    |
| PSRR                                | Jitter sensitivity to Power supply ripple;   | 100kHz sine wave ripple, 3.3V Supply <sup>(2)</sup>  |     | 10   |     | fs/mV  |
| <b>Power-On Characteristics</b>     |  |  |     |      |     |        |
| t <sub>START_UP</sub>               | Start-up Time  | Time elapsed from 0.95 x VDD until output is enabled and output is within specification; Tested with a VDD supply ramp time of approximately 200µs |     |      | 5   | ms     |
| t <sub>OE-EN</sub>                  | Output Enable Time   | Time elapsed from OE = V <sub>IH</sub> until output is enabled and output is within specification, F <sub>out</sub> > 10MHz                        |     |      | 25  | µs     |
| t <sub>OE-DIS</sub>                 | Output Disable Time  | Time elapsed from OE = V <sub>IL</sub> until output is disabled, F <sub>out</sub> > 10MHz  |     |      | 1   | µs     |
| <b>LVPECL - Clock Output Jitter</b> |  |  |     |      |     |        |
| PN <sub>1k</sub>                    | Phase Noise at 1kHz Offset   | F <sub>out</sub> = 156.25MHz.  |     | -95  |     | dBc/Hz |
| PN <sub>10k</sub>                   | Phase Noise at 10kHz Offset  |  |     | -127 |     | dBc/Hz |
| PN <sub>100k</sub>                  | Phase Noise at 100kHz Offset   |  |     | -146 |     | dBc/Hz |
| PN <sub>1M</sub>                    | Phase Noise at 1MHz Offset   |  |     | -156 |     | dBc/Hz |
| PN <sub>10M</sub>                   | Phase Noise at 10MHz Offset  |  |     | -158 |     | dBc/Hz |
| PN <sub>1k</sub>                    | Phase Noise at 1kHz Offset   | F <sub>out</sub> = 312.5MHz.   |     | -89  |     | dBc/Hz |
| PN <sub>10k</sub>                   | Phase Noise at 10kHz Offset  |  |     | -121 |     | dBc/Hz |
| PN <sub>100k</sub>                  | Phase Noise at 100kHz Offset   |  |     | -140 |     | dBc/Hz |
| PN <sub>1M</sub>                    | Phase Noise at 1MHz Offset   |  |     | -150 |     | dBc/Hz |
| PN <sub>10M</sub>                   | Phase Noise at 10MHz Offset  |  |     | -154 |     | dBc/Hz |
| R <sub>J</sub>                      | RMS Jitter (Integration BW: 12kHz to 20MHz)  | F <sub>out</sub> = 100MHz  |     | 125  | 170 | fs     |
|                                     |  | F <sub>out</sub> = 125MHz  |     | 100  | 125 | fs     |
|                                     |  | F <sub>out</sub> = 155.52MHz   |     | 100  | 125 | fs     |
|                                     |  | F <sub>out</sub> = 156.25MHz   |     | 100  | 125 | fs     |
|                                     |  | F <sub>out</sub> = 161.1328125MHz  |     | 110  | 150 | fs     |
|                                     |  | F <sub>out</sub> = 200MHz  |     | 120  | 150 | fs     |
|                                     |  | F <sub>out</sub> = 312.5MHz  |     | 100  | 125 | fs     |
| F <sub>out</sub> = 400MHz           |  | 100  | 135 | fs   |     |        |
| R <sub>PeriodJITT,RMS</sub>         | RMS Period Jitter  | F <sub>out</sub> ≥ 25MHz   |     | 1.7  |     | ps     |
| R <sub>JITT,PK-PK</sub>             | Peak-peak Period Jitter  | F <sub>out</sub> ≥ 25MHz   |     | 13   |     | ps     |
| <b>LVDS - Clock Output Jitter</b>   |  |  |     |      |     |        |

over Recommended Operating Conditions, Typical Temp = 25°C, Frequency output = 156.25MHz, VDD = 3.3V, LVCMOS  
Output Capacitor load = 2.2pF (unless otherwise specified)<sup>(4)</sup>

| PARAMETER                         |   | TEST CONDITIONS                   | MIN | TYP    | MAX | UNIT   |
|-----------------------------------|---|-----------------------------------|-----|--------|-----|--------|
| PN <sub>1k</sub>                  | Phase Noise at 1kHz Offset                  | F <sub>out</sub> = 156.25MHz      |     | -95    |     | dBc/Hz |
| PN <sub>10k</sub>                 | Phase Noise at 10kHz Offset                 |                                   |     | -128   |     | dBc/Hz |
| PN <sub>100k</sub>                | Phase Noise at 100kHz Offset                |                                   |     | -146   |     | dBc/Hz |
| PN <sub>1M</sub>                  | Phase Noise at 1MHz Offset                  |                                   |     | -156   |     | dBc/Hz |
| PN <sub>10M</sub>                 | Phase Noise at 10MHz Offset                 |                                   |     | -156.5 |     | dBc/Hz |
| PN <sub>1k</sub>                  | Phase Noise at 1kHz Offset                  | F <sub>out</sub> = 312.5MHz.      |     | -89    |     | dBc/Hz |
| PN <sub>10k</sub>                 | Phase Noise at 10kHz Offset                 |                                   |     | -122   |     | dBc/Hz |
| PN <sub>100k</sub>                | Phase Noise at 100kHz Offset                |                                   |     | -139   |     | dBc/Hz |
| PN <sub>1M</sub>                  | Phase Noise at 1MHz Offset                  |                                   |     | -150   |     | dBc/Hz |
| PN <sub>10M</sub>                 | Phase Noise at 10MHz Offset                 |                                   |     | -153.5 |     | dBc/Hz |
| R <sub>J</sub>                    | RMS Jitter (Integration BW: 12kHz to 20MHz) | F <sub>out</sub> = 100MHz         |     | 140    | 170 | fs     |
|                                   |   | F <sub>out</sub> = 125MHz         |     | 110    | 125 | fs     |
|                                   |   | F <sub>out</sub> = 155.52MHz      |     | 105    | 140 | fs     |
|                                   |   | F <sub>out</sub> = 156.25MHz      |     | 100    | 125 | fs     |
|                                   |   | F <sub>out</sub> = 161.1328125MHz |     | 125    | 160 | fs     |
|                                   |   | F <sub>out</sub> = 200MHz         |     | 125    | 150 | fs     |
|                                   |   | F <sub>out</sub> = 312.5MHz       |     | 100    | 125 | fs     |
| F <sub>out</sub> = 400MHz         |   | 100                               | 135 | fs     |     |        |
| R <sub>PeriodJITT</sub> ,RMS      | RMS Period Jitter                           | F <sub>out</sub> ≥ 25MHz          |     | 1.6    |     | ps     |
| R <sub>JITT,PK-PK</sub>           | Peak-peak Period Jitter                     | F <sub>out</sub> ≥ 25MHz          |     | 13     |     | ps     |
| <b>HCSL - Clock output jitter</b> |   |                                   |     |        |     |        |

over Recommended Operating Conditions, Typical Temp = 25°C, Frequency output = 156.25MHz, VDD = 3.3V, LVCMOS Output Capacitor load = 2.2pF (unless otherwise specified)<sup>(4)</sup>

| PARAMETER                    |   | TEST CONDITIONS                   | MIN   | TYP  | MAX   | UNIT   |
|------------------------------|---|-----------------------------------|-------|------|-------|--------|
| J <sub>PCle1-cc</sub>        | PCIe Gen 1 Common Clock jitter (jitter limit = 86ps)  | F <sub>out</sub> = 100MHz         | 0.146 |      | 6.4   | ps     |
| J <sub>PCle1-SRNS</sub>      | PCIe Gen 1 SRNS jitter                                |                                   | 0.447 |      | 6.99  | ps     |
| J <sub>PCle2-cc</sub>        | PCIe Gen 2 Common Clock jitter (jitter limit = 3ps)   |                                   | 0.103 |      | 0.554 | ps     |
| J <sub>PCle2-SRNS</sub>      | PCIe Gen 2 SRNS jitter                                |                                   | 0.135 |      | 0.56  | ps     |
| J <sub>PCle3-cc</sub>        | PCIe Gen 3 Common Clock jitter (jitter limit = 1ps)   |                                   | 0.029 |      | 0.164 | ps     |
| J <sub>PCle3-SRNS</sub>      | PCIe Gen 3 SRNS jitter                                |                                   | 0.033 |      | 0.180 | ps     |
| J <sub>PCle4-cc</sub>        | PCIe Gen 4 Common Clock jitter (jitter limit = 500fs) |                                   | 0.029 |      | 0.164 | ps     |
| J <sub>PCle4-SRNS</sub>      | PCIe Gen 4 SRNS jitter                                |                                   | 0.033 |      | 0.180 | ps     |
| J <sub>PCle5-cc</sub>        | PCIe Gen 5 Common Clock jitter (jitter limit = 150fs) |                                   | 0.007 |      | 0.070 | ps     |
| J <sub>PCle5-SRNS</sub>      | PCIe Gen 5 SRNS jitter                                |                                   | 0.007 |      | 0.074 | ps     |
| J <sub>PCle6-cc</sub>        | PCIe Gen 6 Common Clock jitter (jitter limit = 100fs) |                                   | 0.007 |      | 0.042 | ps     |
| J <sub>PCle6-SRNS</sub>      | PCIe Gen 6 SRNS jitter                                |                                   | 0.009 |      | 0.052 | ps     |
| J <sub>PCle7-cc</sub>        | PCIe Gen 7 Common Clock jitter (jitter limit = 67fs)  |                                   | 0.005 |      | 0.028 | ps     |
| J <sub>PCle7-SRNS</sub>      | PCIe Gen 7 SRNS jitter                                |                                   | 0.006 |      | 0.034 | ps     |
| PN <sub>1k</sub>             | Phase Noise at 1kHz Offset                            | F <sub>out</sub> = 156.25MHz.     |       | -95  |       | dBc/Hz |
| PN <sub>10k</sub>            | Phase Noise at 10kHz Offset                           |                                   |       | -127 |       | dBc/Hz |
| PN <sub>100k</sub>           | Phase Noise at 100kHz Offset                          |                                   |       | -146 |       | dBc/Hz |
| PN <sub>1M</sub>             | Phase Noise at 1MHz Offset                            |                                   |       | -156 |       | dBc/Hz |
| PN <sub>10M</sub>            | Phase Noise at 10MHz Offset                           |                                   |       | -158 |       | dBc/Hz |
| PN <sub>1k</sub>             | Phase Noise at 1kHz Offset                            | F <sub>out</sub> = 312.5MHz.      |       | -89  |       | dBc/Hz |
| PN <sub>10k</sub>            | Phase Noise at 10kHz Offset                           |                                   |       | -121 |       | dBc/Hz |
| PN <sub>100k</sub>           | Phase Noise at 100kHz Offset                          |                                   |       | -140 |       | dBc/Hz |
| PN <sub>1M</sub>             | Phase Noise at 1MHz Offset                            |                                   |       | -150 |       | dBc/Hz |
| PN <sub>10M</sub>            | Phase Noise at 10MHz Offset                           |                                   |       | -154 |       | dBc/Hz |
| R <sub>J</sub>               | RMS Jitter (Integration BW: 12kHz to 20MHz)           | F <sub>out</sub> = 100MHz         |       | 125  | 170   | fs     |
|                              |   | F <sub>out</sub> = 125MHz         |       | 100  | 125   | fs     |
|                              |   | F <sub>out</sub> = 155.52MHz      |       | 100  | 125   | fs     |
|                              |   | F <sub>out</sub> = 156.25MHz      |       | 100  | 125   | fs     |
|                              |   | F <sub>out</sub> = 161.1328125MHz |       | 110  | 150   | fs     |
|                              |   | F <sub>out</sub> = 200MHz         |       | 120  | 150   | fs     |
|                              |   | F <sub>out</sub> = 312.5MHz       |       | 100  | 125   | fs     |
| F <sub>out</sub> = 400MHz    |   | 100                               | 135   | fs   |       |        |
| R <sub>PeriodJITT</sub> ,RMS | RMS Period Jitter                                     | F <sub>out</sub> ≥ 25MHz          |       | 1.7  |       | ps     |

over Recommended Operating Conditions, Typical Temp = 25°C, Frequency output = 156.25MHz, VDD = 3.3V, LVCMOS Output Capacitor load = 2.2pF (unless otherwise specified)<sup>(4)</sup>

| PARAMETER                           |   | TEST CONDITIONS              | MIN  | TYP  | MAX | UNIT   |
|-------------------------------------|---|------------------------------|------|------|-----|--------|
| RJITT,PK-PK                         | Peak-peak Period Jitter                     | $F_{out} \geq 25\text{MHz}$  |      | 13   |     | ps     |
| <b>LVCMOS - Clock Output Jitter</b> |   |                              |      |      |     |        |
| PN <sub>1k</sub>                    | Phase Noise at 1kHz Offset                  | $F_{out} = 156.25\text{MHz}$ |      | -100 |     | dBc/Hz |
| PN <sub>10k</sub>                   | Phase Noise at 10kHz Offset                 |                              |      | -128 |     | dBc/Hz |
| PN <sub>100k</sub>                  | Phase Noise at 100kHz Offset                |                              |      | -143 |     | dBc/Hz |
| PN <sub>1M</sub>                    | Phase Noise at 1MHz Offset                  |                              |      | -150 |     | dBc/Hz |
| PN <sub>10M</sub>                   | Phase Noise at 10MHz Offset                 |                              |      | -152 |     | dBc/Hz |
| R <sub>J</sub>                      | RMS Jitter (Integration BW: 12kHz to 5MHz)  | $F_{out} = 24\text{MHz}$     |      | 0.25 | 0.5 | ps     |
|                                     |   | $F_{out} = 25\text{MHz}$     |      | 0.25 | 0.5 | ps     |
|                                     |   | $F_{out} = 33.33\text{MHz}$  |      | 0.25 | 1   | ps     |
|                                     | RMS Jitter (Integration BW: 12kHz to 20MHz) | $F_{out} = 40\text{MHz}$     |      | 0.5  | 1   | ps     |
|                                     |   | $F_{out} = 50\text{MHz}$     |      | 0.4  | 1   | ps     |
|                                     |   | $F_{out} = 66.66\text{MHz}$  |      | 0.5  | 1   | ps     |
|                                     |   | $F_{out} = 74.25\text{MHz}$  |      | 0.3  | 0.5 | ps     |
|                                     |   | $F_{out} = 78\text{MHz}$     |      | 0.35 | 0.5 | ps     |
|                                     |   | $F_{out} = 100\text{MHz}$    |      | 0.35 | 0.5 | ps     |
|                                     |   | $F_{out} = 125\text{MHz}$    |      | 0.35 | 0.5 | ps     |
|                                     | $F_{out} = 156.25\text{MHz}$                |                              | 0.25 | 0.5  | ps  |        |
| R <sub>PeriodJITT</sub> ,RMS        | RMS Period Jitter                           | $F_{out} \geq 25\text{MHz}$  |      | 1.5  |     | ps     |
| RJITT,PK-PK                         | Peak-peak Period Jitter                     | $F_{out} \geq 25\text{MHz}$  |      | 13   |     | ps     |

- (1) DC Load condition
- (2) Measured using TI LMK6x Evaluation Module;
- (3) Refer to *Application Curves* section for Rise time and fall time details for different capacitor load values.
- (4) The Jitter specifications are based on design and characterisation

### 6.8 Timing Diagrams

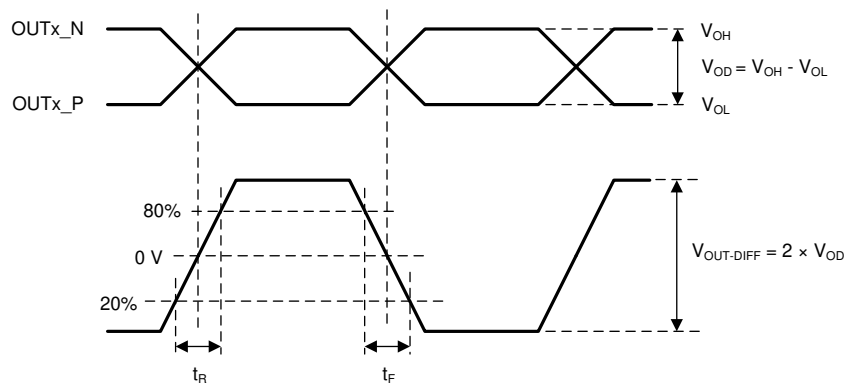
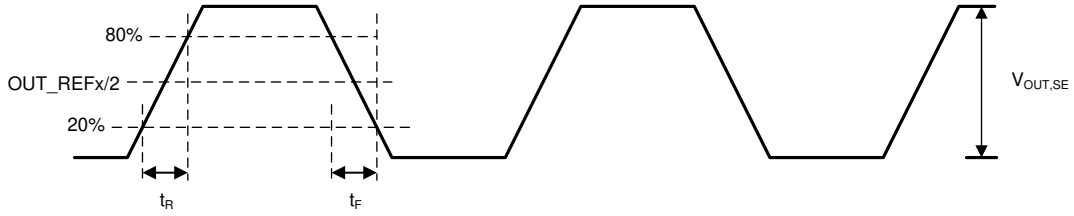
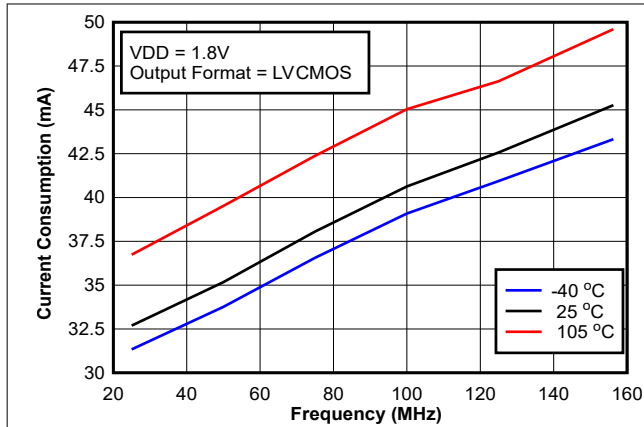


Figure 6-1. Differential Output Voltage and Rise/Fall Time

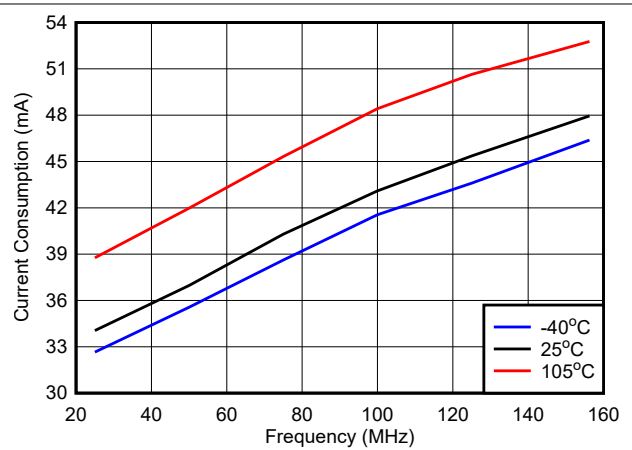


**Figure 6-2. Single-Ended Output Voltage and Rise/Fall Time**

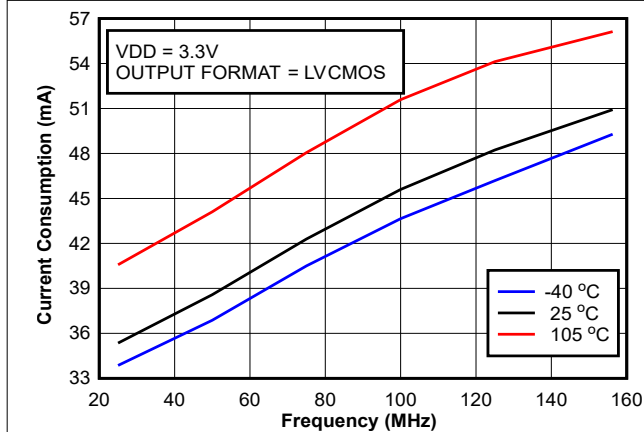
### 6.9 Typical Characteristics



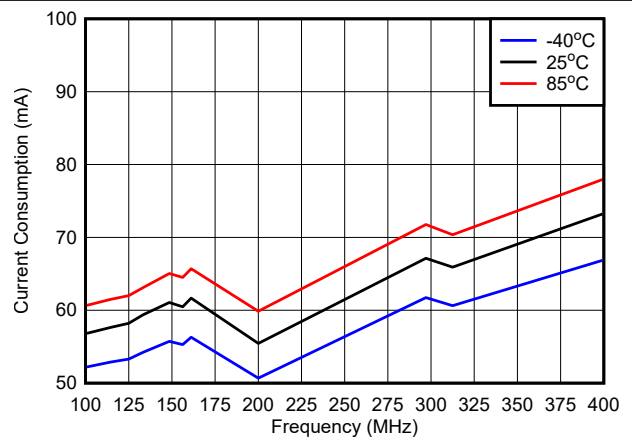
**Figure 6-3. Current Consumption vs Frequency (LVCMOS, 1.8V)**



**Figure 6-4. Current Consumption vs Frequency (LVCMOS, 2.5V)**

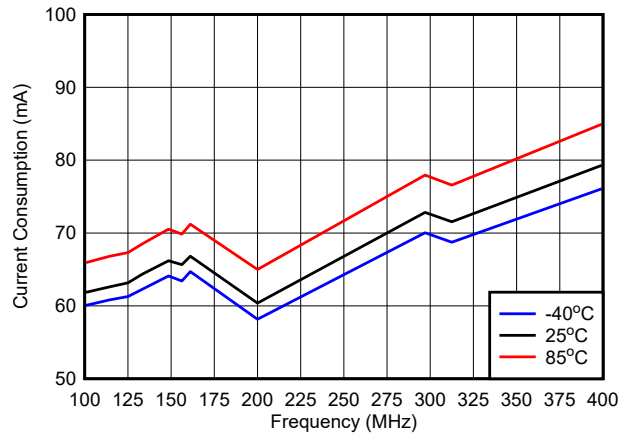


**Figure 6-5. Current Consumption vs Frequency (LVCMOS, 3.3V)**

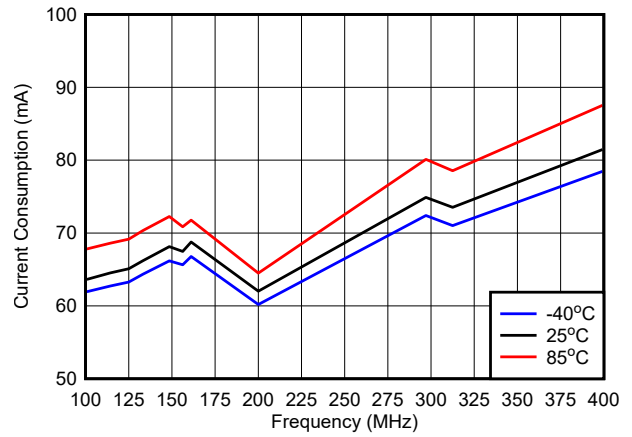


**Figure 6-6. Current Consumption vs Frequency (HCSL, 1.8V)**

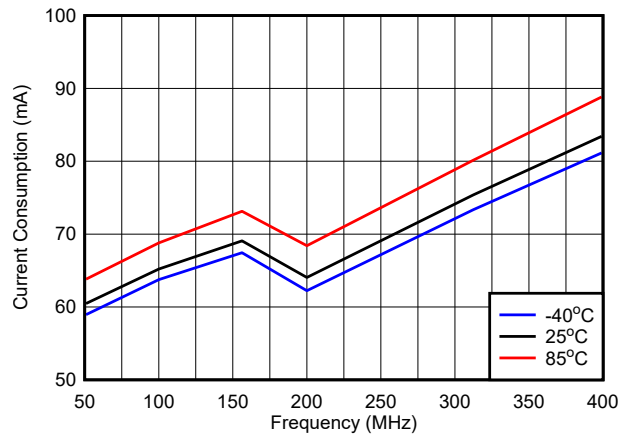
### 6.9 Typical Characteristics (continued)



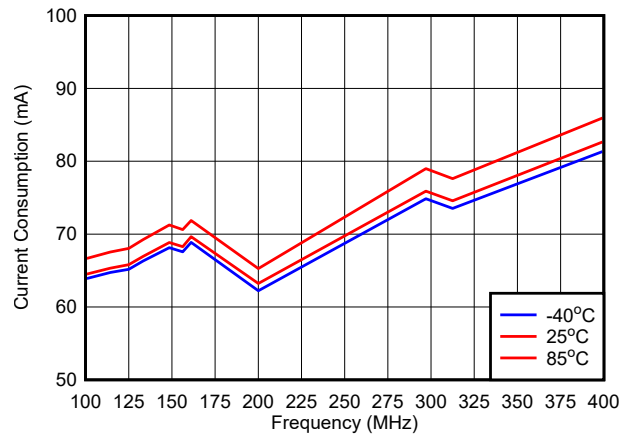
**Figure 6-7. Current Consumption vs Frequency (HCSL, 2.5V)**



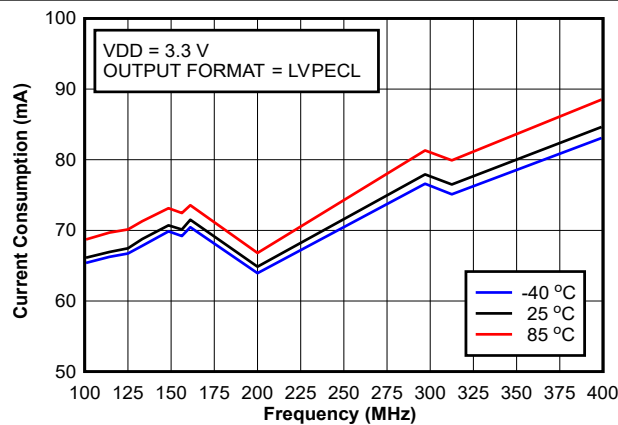
**Figure 6-8. Current Consumption vs Frequency (HCSL, 3.3V)**



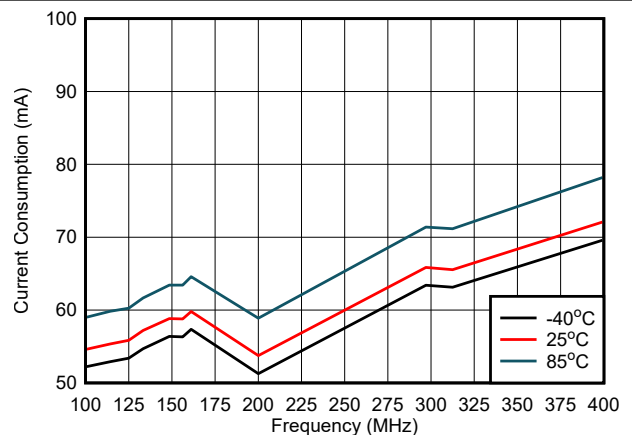
**Figure 6-9. Current Consumption vs Frequency (LVPECL, 1.8V)**



**Figure 6-10. Current Consumption vs Frequency (LVPECL, 2.5V)**



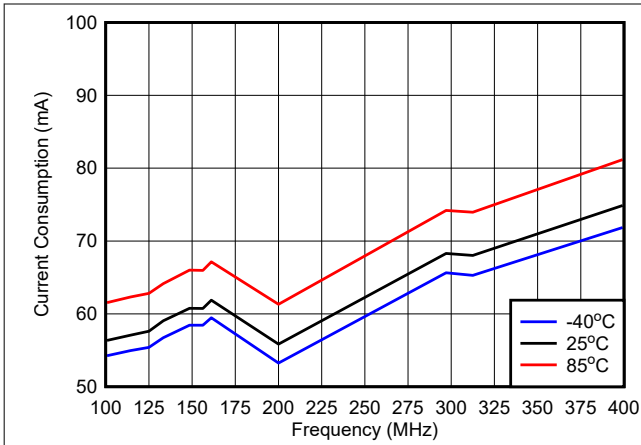
**Figure 6-11. Current Consumption vs Frequency (LVPECL, 3.3V)**



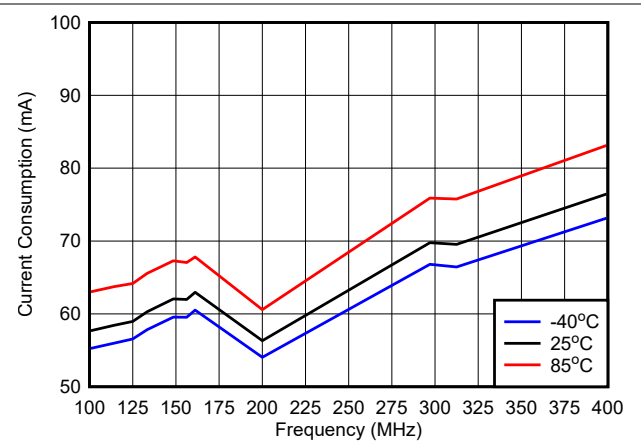
**Figure 6-12. Current Consumption vs Frequency (LVDS, 1.8V)**



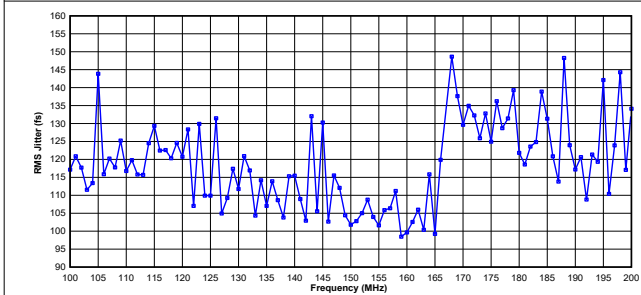
### 6.9 Typical Characteristics (continued)



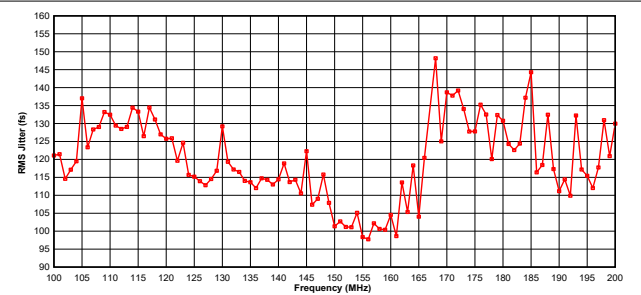
**Figure 6-13. Current Consumption vs Frequency (LVDS, 2.5V)**



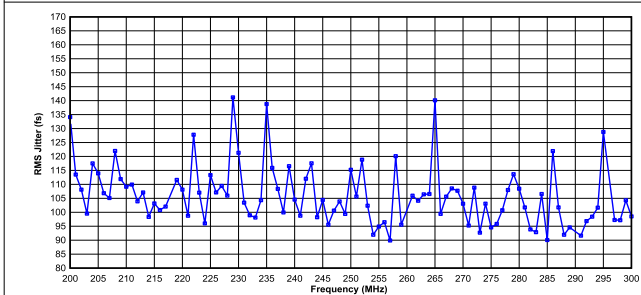
**Figure 6-14. Current Consumption vs Frequency (LVDS, 3.3V)**



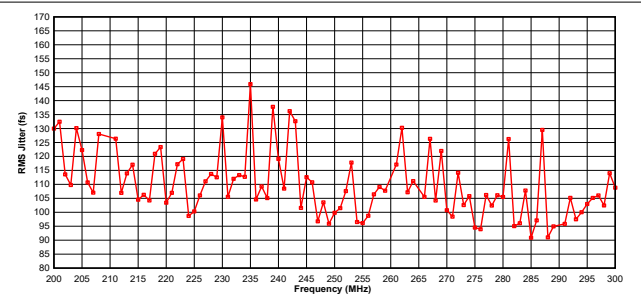
**Figure 6-15. RMS Jitter vs Frequency (100MHz to 200MHz) for LVPECL, HCSL; TYPICAL 3.3V, 25°C**



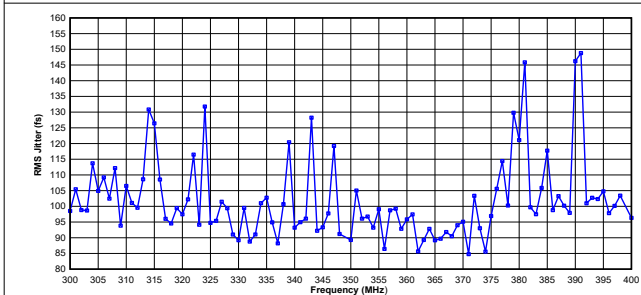
**Figure 6-16. RMS Jitter vs Frequency (100MHz to 200MHz) for LVDS; TYPICAL 3.3V, 25°C**



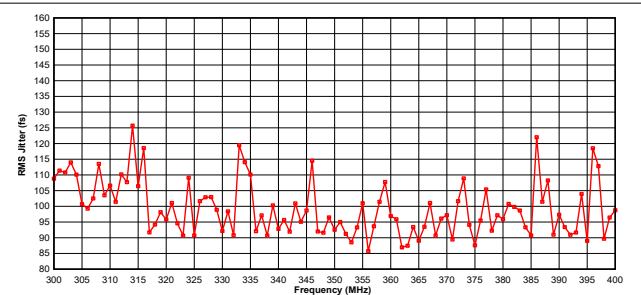
**Figure 6-17. RMS Jitter vs Frequency (200MHz to 300MHz) for LVPECL, HCSL; TYPICAL 3.3V, 25°C**



**Figure 6-18. RMS Jitter vs Frequency (200MHz to 300MHz) for LVDS; TYPICAL 3.3V, 25°C**



**Figure 6-19. RMS Jitter vs Frequency (300MHz to 400MHz) for LVPECL, HCSL; TYPICAL 3.3V, 25°C**



**Figure 6-20. RMS Jitter vs Frequency (300MHz to 400MHz) for LVDS; TYPICAL 3.3V, 25°C**

## 6.9 Typical Characteristics (continued)

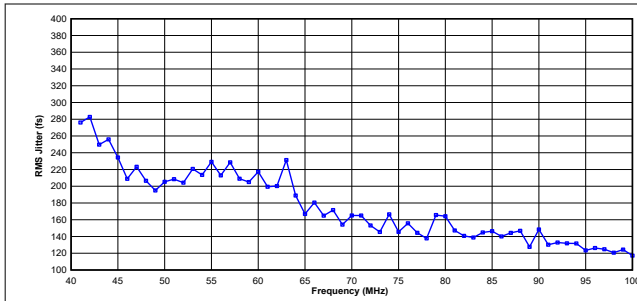


Figure 6-21. RMS Jitter vs Frequency (Below 100MHz) for LVPECL, HCSL; TYPICAL 3.3V, 25°C

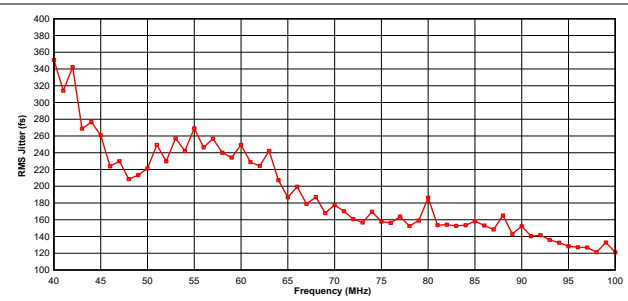


Figure 6-22. RMS Jitter vs Frequency (Below 100MHz) for LVDS; TYPICAL 3.3V, 25°C

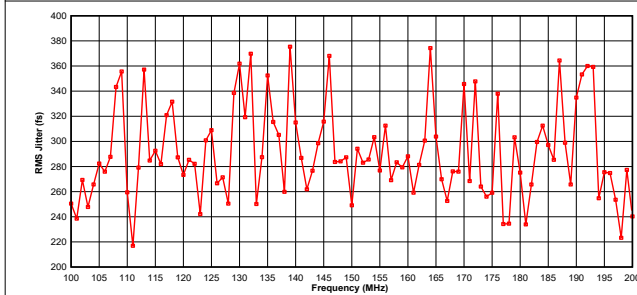


Figure 6-23. RMS Jitter vs Frequency ( 100MHz - 200MHz) for LVCMOS; TYPICAL 3.3V, 25°C

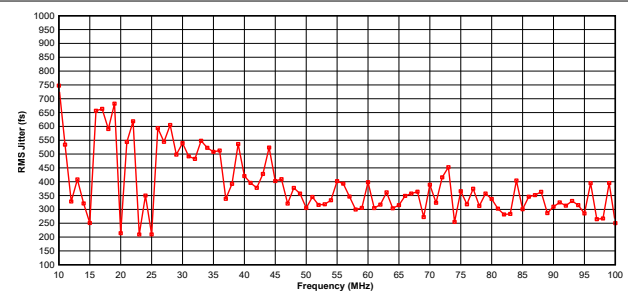


Figure 6-24. RMS Jitter vs Frequency ( 10MHz - 100MHz) for LVCMOS; TYPICAL 3.3V, 25°C

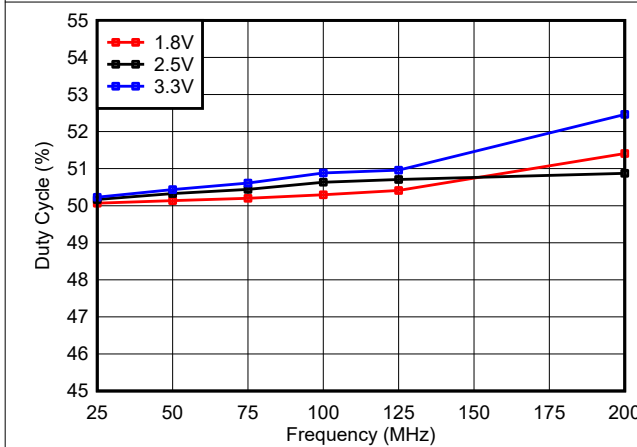


Figure 6-25. Duty Cycle (%) vs Frequency vs Power Supply; 25°C

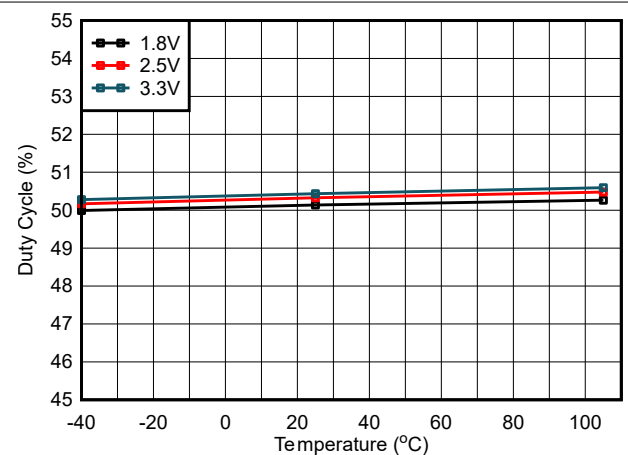


Figure 6-26. Duty Cycle (%) vs Temperature vs Power Supply; 50MHz Frequency

## 6.9 Typical Characteristics (continued)

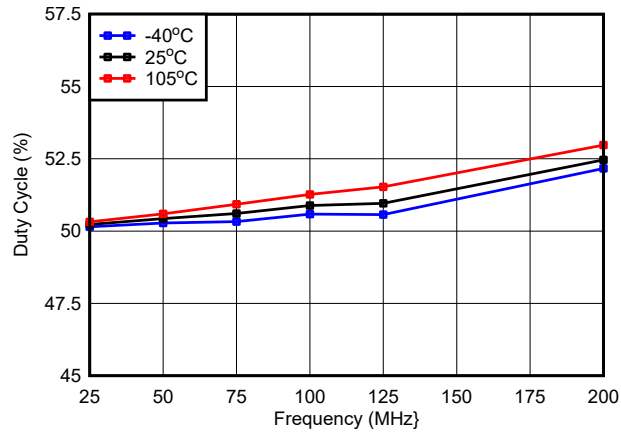
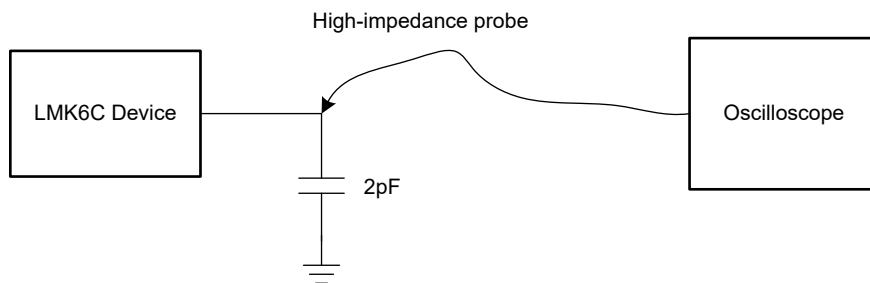


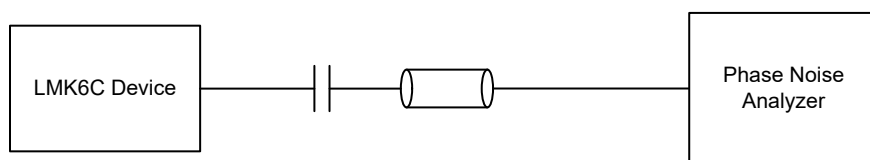
Figure 6-27. Duty Cycle (%) vs Frequency Over Temperature Range for LVC MOS; 3.3V

## 7 Parameter Measurement Information

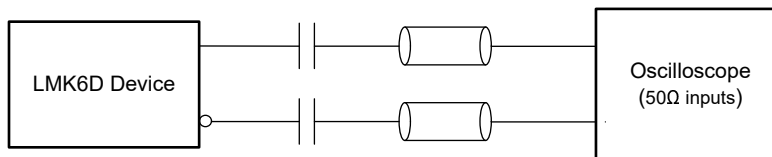
### 7.1 Device Output Configurations



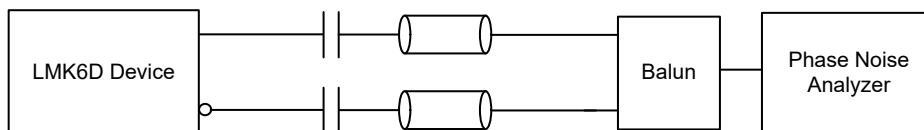
**Figure 7-1. LMK6C Output Test Configuration**



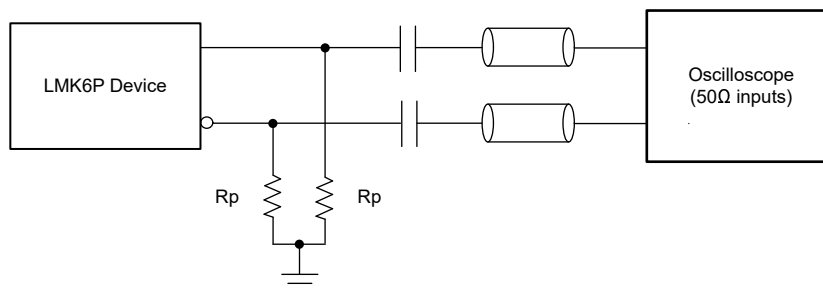
**Figure 7-2. LMK6C Output Phase Noise Test Configuration**



**Figure 7-3. LMK6D Output Test Configuration**



**Figure 7-4. LMK6D Output Phase Noise Configuration**



**Figure 7-5. LMK6P Output Test Configuration**

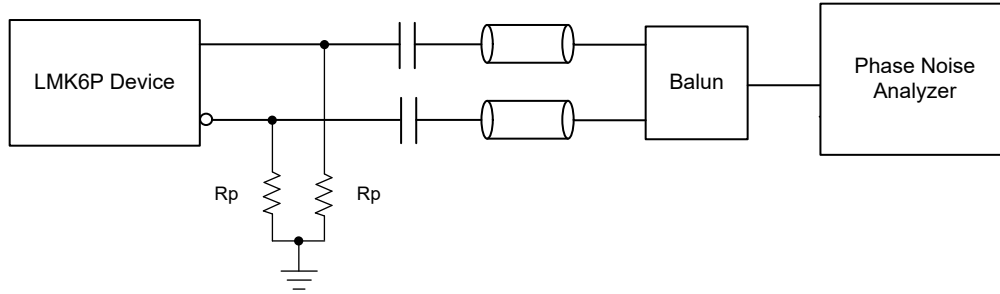


Figure 7-6. LMK6P Output Phase Noise Configuration

Table 7-1. LMK6P Output Test configuration and Phase Noise Configuration Rp Values

| SUPPLY (V) | Rp (Ω) |
|------------|--------|
| 3.3        | 207.5  |
| 2.5        | 112.5  |
| 1.8        | 83.3   |

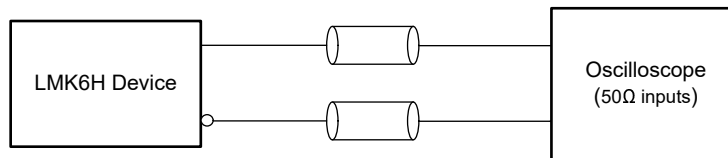


Figure 7-7. LMK6H Output Test Configuration

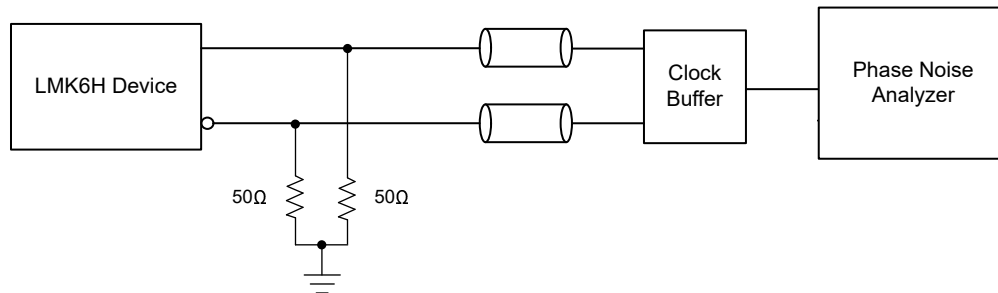


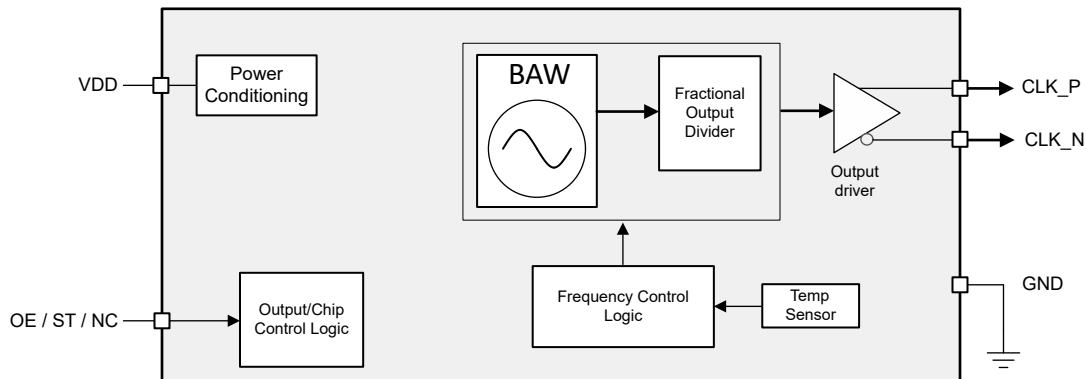
Figure 7-8. LMK6H Output Phase Noise Configuration

## 8 Detailed Description

### 8.1 Overview

The LMK6x is a fixed-frequency BAW based oscillator that can provide ultra-low jitter for both differential and single-ended output types.

### 8.2 Functional Block Diagram



### 8.3 Feature Description

#### 8.3.1 Bulk Acoustic Wave (BAW)

TI's BAW resonator technology uses piezoelectric transduction to generate high-Q resonance at 2.5GHz. The resonator is defined by the quadrilateral area overlaid by top and bottom electrodes. Alternating high- and low-acoustic impedance layers form acoustic mirrors beneath the resonant body to prevent acoustic energy leakage into the substrate. Furthermore, these acoustic mirrors are also placed on top of the resonator stack to protect the device from contamination and minimize energy leakage into the package materials. This unique dual-Bragg acoustic resonator (DBAR) allows efficient excitation without the need of costly vacuum cavities around the resonator. As a result, TI's BAW resonator is immune to frequency drift caused by adsorption of surface contaminants and can be directly placed in a non-hermetic plastic package with the oscillator IC in small standard oscillator footprints. Refer to [BAW](#) for more details on BAW technology.

#### 8.3.2 Device Block-Level Description

The device contains a BAW oscillator, a Fractional Output Divider (FOD), and output driver, which together generates a pre-programmed output frequency. Temperature variations of oscillation frequency are continuously monitored by internal precision temperature sensor and provided as input to the frequency control logic block. Using this frequency control logic block, frequency corrections are performed internally for maintaining the output frequency within  $\pm 25$ ppm across temperature range and aging. The output driver is capable of providing both single-ended LVCMOS and differential LVPECL, LVDS, and HCSL output formats. The device contains an internal LDO which reduces the power supply noise, resulting in low noise clock output.

#### 8.3.3 Function Pins

Pin 1 on the LMK6C and pin 1 or pin 2 on the LMK6P, LMK6D, and LMK6H are the function pins which have multiple functions based on the orderable part number. The function can be used as Output Enable (OE), Stand By (ST) or No Connect (NC). Options for both Active High and Active Low are available for OE and ST. Contact TI for Active Low options. [Table 8-1](#) lists the functions of pin 1 and pin 2 for differential output 6-pin packages and [Table 8-2](#) lists the functions of pin 1 for single-ended outputs.

**Table 8-1. Function Pin Descriptions for 6-Pin Packages (LMK6D, LMK6H, LMK6P)**

| ORDERABLE OPTION | PIN DESCRIPTION                  | OUTPUT FUNCTION  | OTHER FUNCTIONAL PIN CONFIGURATION     |
|------------------|----------------------------------|--|--|
| E (Pin 1)        | Output Enable (Active High / NC) | <b>HIGH or No Connect:</b> Output active at Specified Frequency<br><b>LOW:</b> Output disabled, high impedance; current consumption is given by $I_{DD-PD}$                | Pin 2 can be left floating or grounded |
| F (Pin 2)        | Output Enable (Active High / NC) | <b>HIGH or No Connect:</b> Output active at Specified Frequency<br><b>LOW:</b> Output disabled, high impedance; current consumption is given by $I_{DD-PD}$                | Pin 1 can be left floating or grounded |
| A (Pin 1)        | Standby (Active Low)             | <b>LOW:</b> High Impedance; standby mode; current consumption is given by standby current $I_{DD-STBY}$<br><b>HIGH or No Connect:</b> Output active at Specified Frequency | Pin 2 can be left open or grounded     |
| B (Pin 2)        | Standby (Active Low)             | <b>LOW:</b> High Impedance; standby mode; current consumption is given by standby current $I_{DD-STBY}$<br><b>HIGH or No Connect:</b> Output active at Specified Frequency | Pin 1 can be left open or grounded     |

**Table 8-2. Function Pin Descriptions for 4-Pin Packages (LMK6C)**

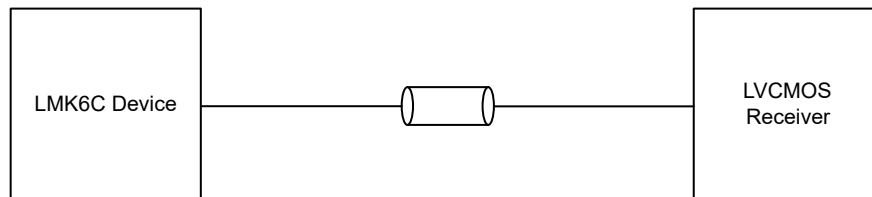
| ORDERABLE OPTION | PIN DESCRIPTION                  | OUTPUT FUNCTION  |
|------------------|----------------------------------|--|
| E (Pin 1)        | Output Enable (Active High / NC) | <b>HIGH or No Connect:</b> Output active at Specified Frequency<br><b>LOW:</b> Output disabled, high impedance; current consumption is given by $I_{DD-PD}$                  |
| A (Pin 1)        | Standby (Active Low)             | <b>LOW :</b> High Impedance; standby mode; current consumption is given by standby current $I_{DD-STBY}$<br><b>HIGH or No Connect :</b> Output active at Specified Frequency |

In standby mode, all blocks are powered down to provide a maximum current consumption savings equivalent to the standby current provided in the *Current Consumption Characteristics* portion of the [Electrical Characteristics](#) table. The return to the output clock active time corresponds to same as the initial start-up time.

The Function Pin is driven internally with resistance greater than 100kΩ.

### 8.3.4 Clock Output Interfacing and Termination

These figures show the recommended output interfacing and termination circuits.



**Figure 8-1. LMK6C Output to LVCMOS Receiver**

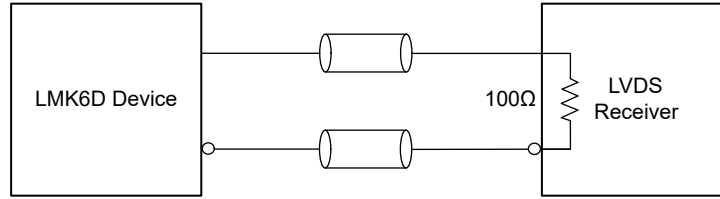


Figure 8-2. LMK6D Output DC-Coupled to LVDS Receiver With Internal Termination/Biasing

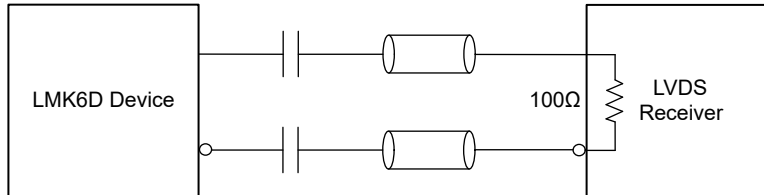


Figure 8-3. LMK6D Output AC Coupled to LVDS Receiver With Internal Termination/Biasing

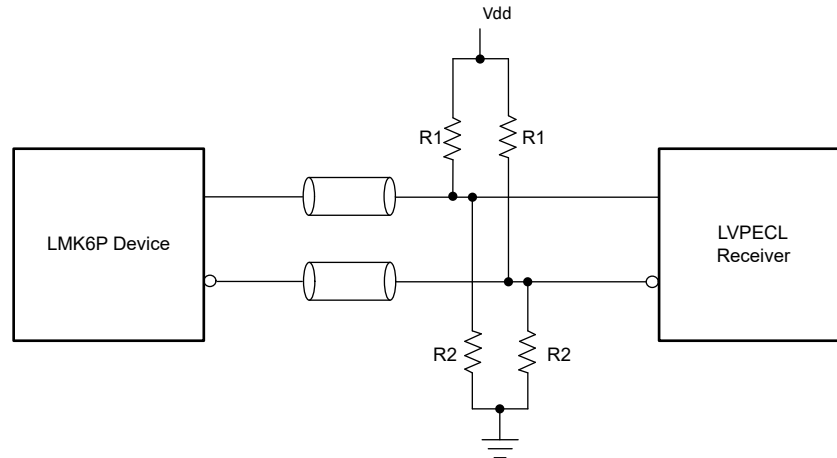


Figure 8-4. LMK6P Output DC-Coupled to LVPECL Receiver With External Termination/Biasing (T-Network)

Table 8-3. LMK6P T-Network DC-Coupled Resistor Values

| SUPPLY (V) | R1 (Ω) | R2 (Ω) |
|------------|--------|--------|
| 3.3        | 133    | 82     |
| 2.5        | 250    | 62.5   |
| 1.8        | 450    | 56.5   |



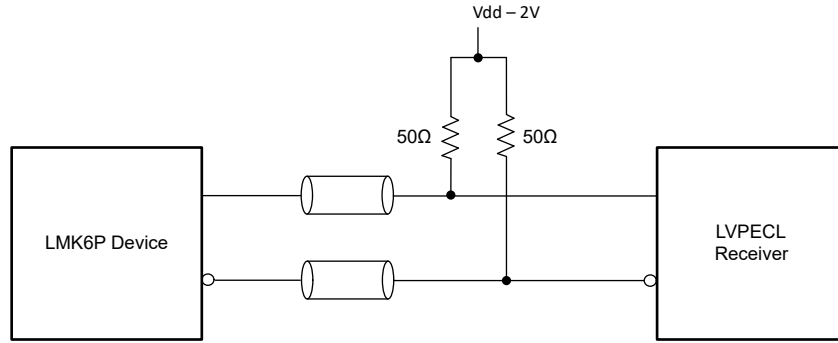


Figure 8-5. LMK6P Output DC-Coupled to LVPECL Receiver With External Termination/Biasing (50Ω to VDD - 2V)

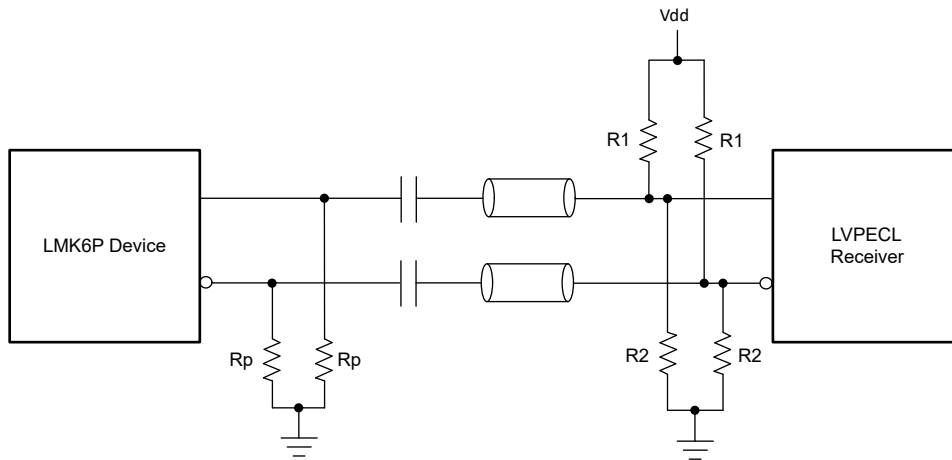


Figure 8-6. LMK6P Output AC-Coupled to LVPECL Receiver With External Termination/Biasing (T-Network)

Table 8-4. LMK6P T-Network AC-Coupled Resistor Values

| SUPPLY (V) | Rp (Ω) | R1 (Ω) | R2 (Ω) |
|------------|--------|--------|--------|
| 3.3        | 207.5  | 133    | 82     |
| 2.5        | 112.5  | 250    | 62.5   |
| 1.8        | 83.3   | 450    | 56.6   |

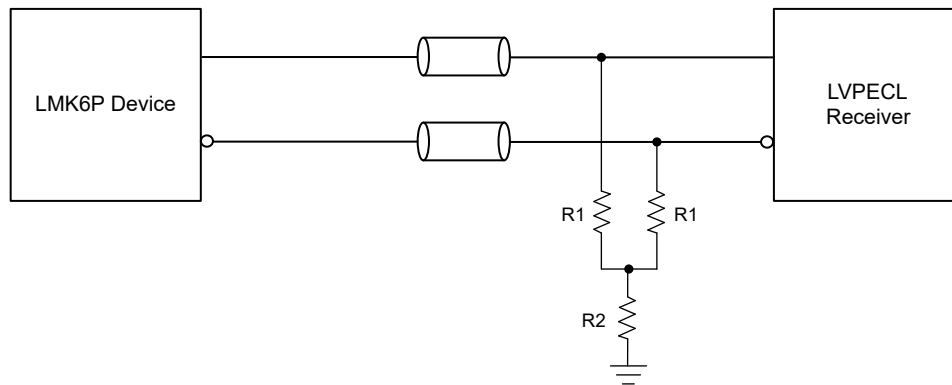
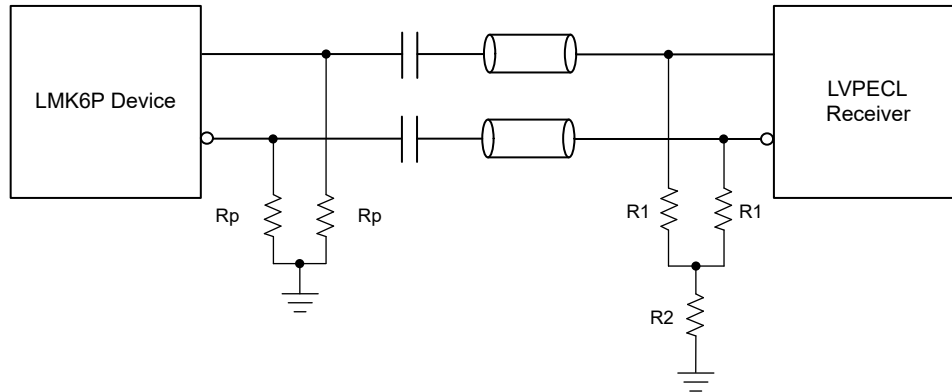


Figure 8-7. LMK6P Output DC-Coupled to LVPECL Receiver With External Termination/Biasing (Y-Network)

**Table 8-5. LMK6P Y-Network DC-Coupled Resistor Values**

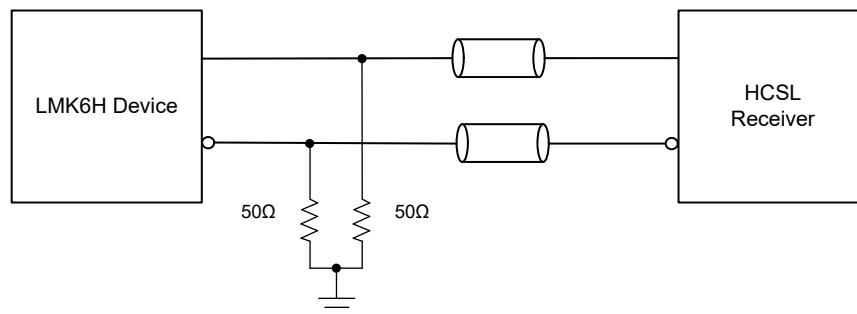
| SUPPLY (V) | R1 (Ω) | R2 (Ω) |
|------------|--------|--------|
| 3.3        | 50     | 78.8   |
| 2.5        | 50     | 31.3   |
| 1.8        | 50     | 16.7   |



**Figure 8-8. LMK6P Output AC-Coupled to LVPECL Receiver With External Termination/Biasing (Y-Network)**

**Table 8-6. LMK6P Y-Network AC-Coupled Resistor Values**

| SUPPLY (V) | Rp (Ω) | R1 (Ω) | R2 (Ω) |
|------------|--------|--------|--------|
| 3.3        | 207.5  | 50     | 78.8   |
| 2.5        | 112.5  | 50     | 31.3   |
| 1.8        | 83.3   | 50     | 16.7   |



**Figure 8-9. LMK6H Output to HCSL Receiver With External Termination**

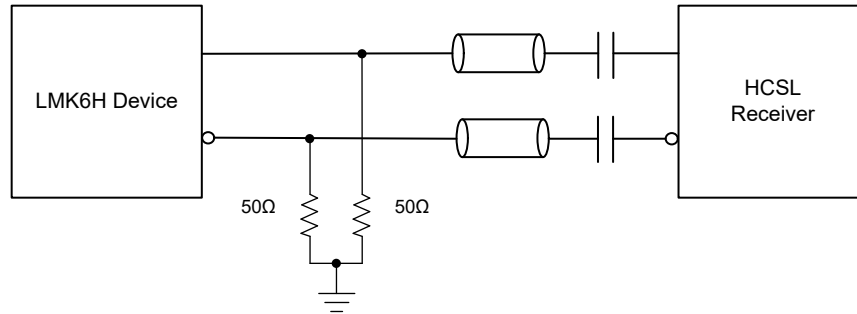


Figure 8-10. LMK6H Output AC-Coupled to HCSL Receiver With External Termination

### 8.3.5 Temperature Stability

Figure 8-11 shows the frequency variation of the LMK6x differential output oscillator over the temperature range of  $-40^{\circ}\text{C}$  to  $85^{\circ}\text{C}$  for total of 60 units. Figure 8-12 shows the frequency variation of the LMK6C single-ended output oscillator over the operating temperature range of  $-40^{\circ}\text{C}$  to  $105^{\circ}\text{C}$ . These plots represent the typical temperature stability of the device, remaining below  $\pm 10\text{ppm}$ . The devices are soldered onto the evaluation board as per the standard soldering profile and frequency variation measurements are carried out. The output frequency is 156.25MHz for these tests.

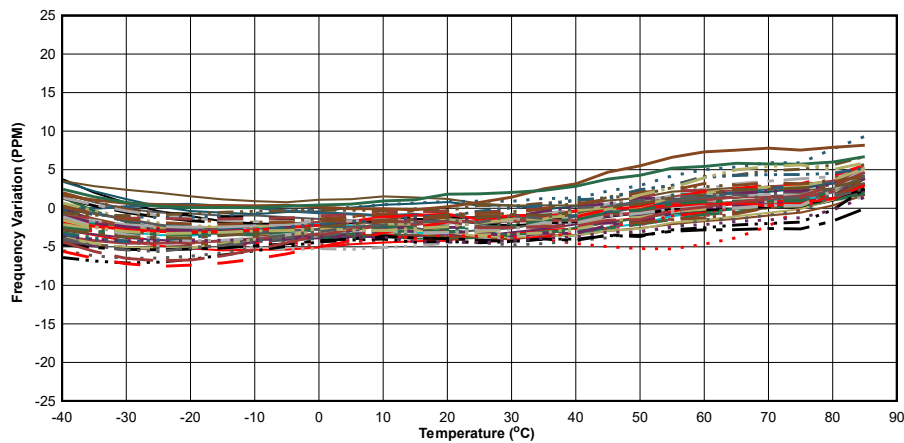


Figure 8-11. Frequency Change Over Temperature (LMK6x Differential Output Device)

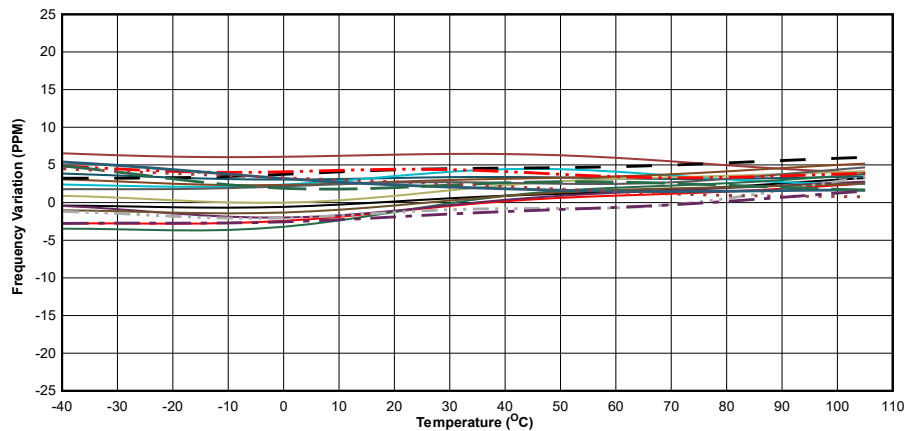


Figure 8-12. Frequency Change Over Temperature (LMK6C Single-Ended Output Device)

### 8.3.6 Mechanical Robustness

For reference oscillators, vibration and shock are common causes for increased phase noise and jitter, frequency shift and spikes, or even physical damages to the resonator and the package. Compared to quartz crystals, the BAW resonator is more immune to vibration and shock due to the orders of magnitude, smaller mass, and higher frequency, which means force applied to the device from acceleration is much smaller due to smaller mass.

Figure 8-13 shows the LMK6x BAW oscillator vibration performance. In this test, the LMK6x oscillator mounted on an EVM is subject to 10g acceleration force, ranging from 50Hz to 2kHz in x, y, and z-axis. Phase noise trace with spur due to vibration is captured using Keysight® E5052B and frequency deviation is calculated from the spur power. Then the frequency deviation is converted to ppb by noting the carrier frequency and normalized to ppb/g. Finally, the RMS sum of ppb/g along all three axes is reported as the Vibration sensitivity in ppb/g. LMK6x performance under vibration is approximately 2ppb/g while most quartz oscillators best case is 3ppb/g and worse can be above 10ppb/g.

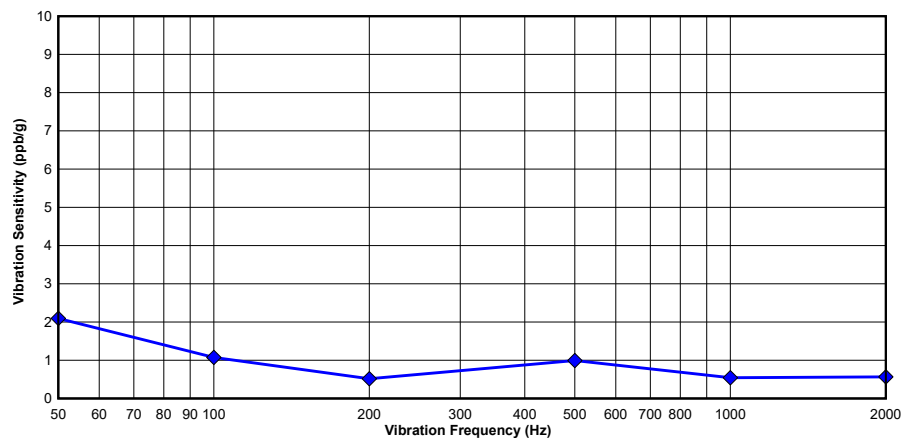


Figure 8-13. LMK6X BAW Oscillator Vibration Performance

## 8.4 Device Functional Modes

The LMK6x BAW Oscillator is a fixed output frequency device and does not require any programming. The device pin 1 (and pin 2 for a 6-pin device) has different functions. See the [Function Pins](#) section for more information on the function pins.

## 9 Application and Implementation

### Note

Information in the following applications sections is not part of the TI component specification, and TI does not warrant its accuracy or completeness. TI's customers are responsible for determining suitability of components for their purposes, as well as validating and testing their design implementation to confirm system functionality.

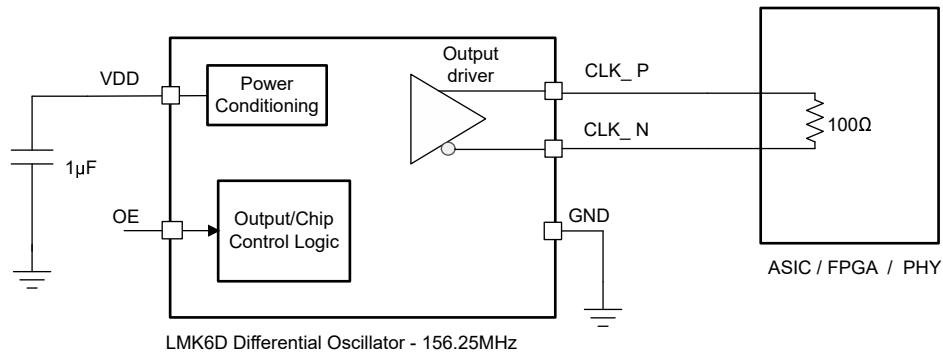
### 9.1 Application Information

The LMK6x is high-performance, fixed-frequency oscillator that can be used as a reference clock. The product family supports any output frequency between 1MHz to 400MHz for differential LMK6D, LMK6H, LMK6P or 1MHz to 200MHz for singled-ended LVCMOS clock output types, and 1.8V or 2.5V through 3.3V supply rails.

### 9.2 Typical Application

For reference schematic implementation for LMK6x family of oscillators, refer to the [LMK6EVM User's Guide](#) for bypass capacitor and AC-coupling capacitor value recommendations. Refer to the [Clock Output Interfacing and Termination](#) section for output clock required termination and biasing.

Figure 9-1 shows a typical application example. The LMK6D differential oscillator is used as an input to the LVDS buffer input in this example.



**Figure 9-1. Application Example**

### 9.2.1 Design Requirements

The LMK6x is a fixed-frequency oscillator with no programming needed. Make sure to follow the recommended termination options as described in the [Clock Output Interfacing and Termination](#) section closely. Refer to the [Function Pins](#) section to understand the pin 1 and pin 2 functions, and order the part number as per the requirements for Output Enable (OE), Standby (ST) options.

### 9.2.2 Detailed Design Procedure

The LMK6x has three different options for differential output which are LVDS, LVPECL, HCSL type and one LVCMOS single-ended output type. For designing with the any of the oscillator output type in actual system, use the proper AC or DC termination based on the application requirement. Refer to the [Clock Output Interfacing and Termination](#) section for the details of all the AC and DC termination schemes and use the appropriate option. The figures in this section have all the AC and DC coupling options with the termination resistor values. The LMK6x has an integrated LDO and has excellent PSRR performance as shown in the [Electrical Characteristics](#) table. Refer to the LMK6EVM for the reference layout recommendation while designing the LMK6x BAW oscillator.

For the Function Pin 1 of LMK6C, connect typical 10kΩ or less resistor to VDD for driving the OE pin High. Note this pin can be left open if using the pullup resistor is undesirable as the device has a greater than 100kΩ internal pullup resistor. For driving the OE pin to Low, use the typical 10kΩ or less resistor as a pulldown resistor. For the Function Pin 1 or Functional Pin 2 for LMK6D, LMK6H, LMK6P, you can use the similar approach described for LMK6C.

### 9.2.3 Application Curves

The LMK6C LVCMOS output connects to different load capacitances based on the actual application use case in a system. With the different load capacitance, the rise time / fall time varies for the specific output frequency. The following graphs shows the Rise / Fall time for load capacitance of 2.2pF, 4.7pF, 10pF, 15pF and 22pF for temperature range from -40°C to 105°C.

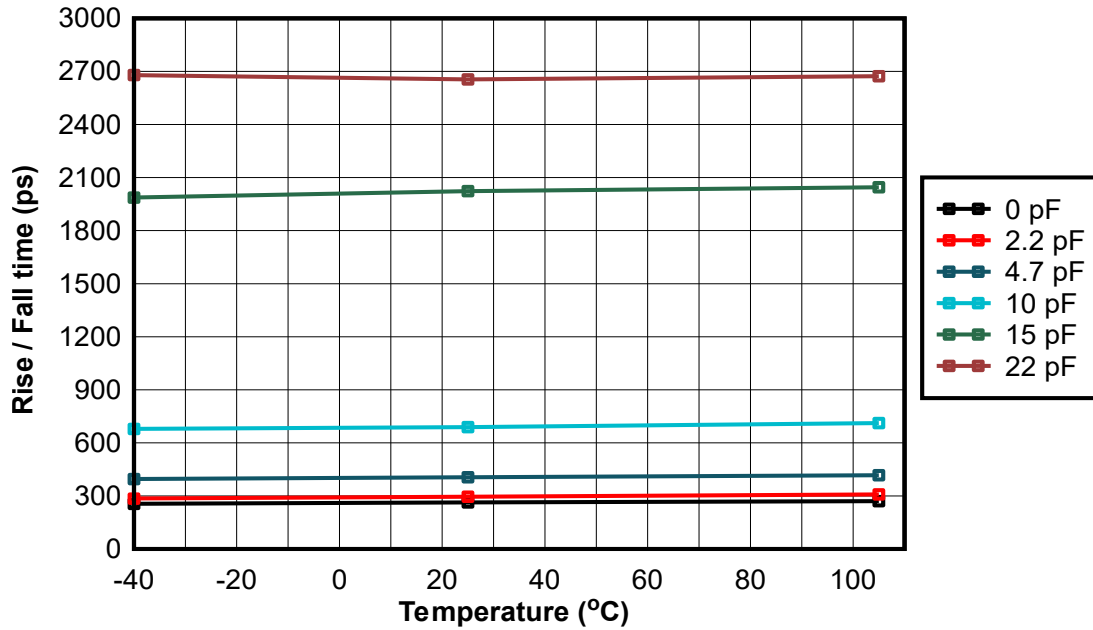


Figure 9-2. Rise / Fall time (ps) vs Temperature for 25MHz Output Frequency, 3.3V Supply

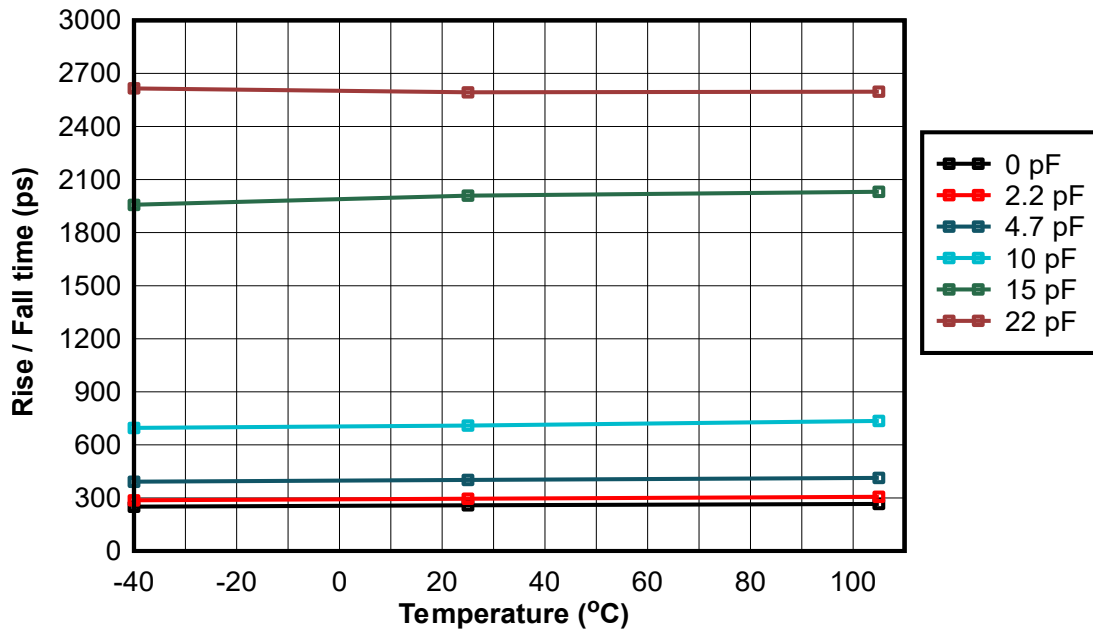


Figure 9-3. Rise / Fall time (ps) vs Temperature for 50MHz Output Frequency, 3.3V Supply

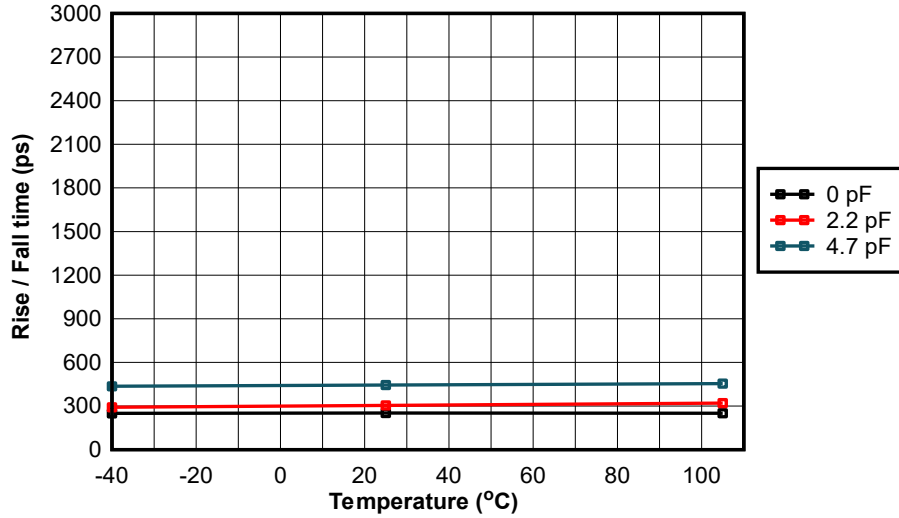


Figure 9-4. Rise / Fall time (ps) vs Temperature for 100MHz Output Frequency, 3.3V Supply

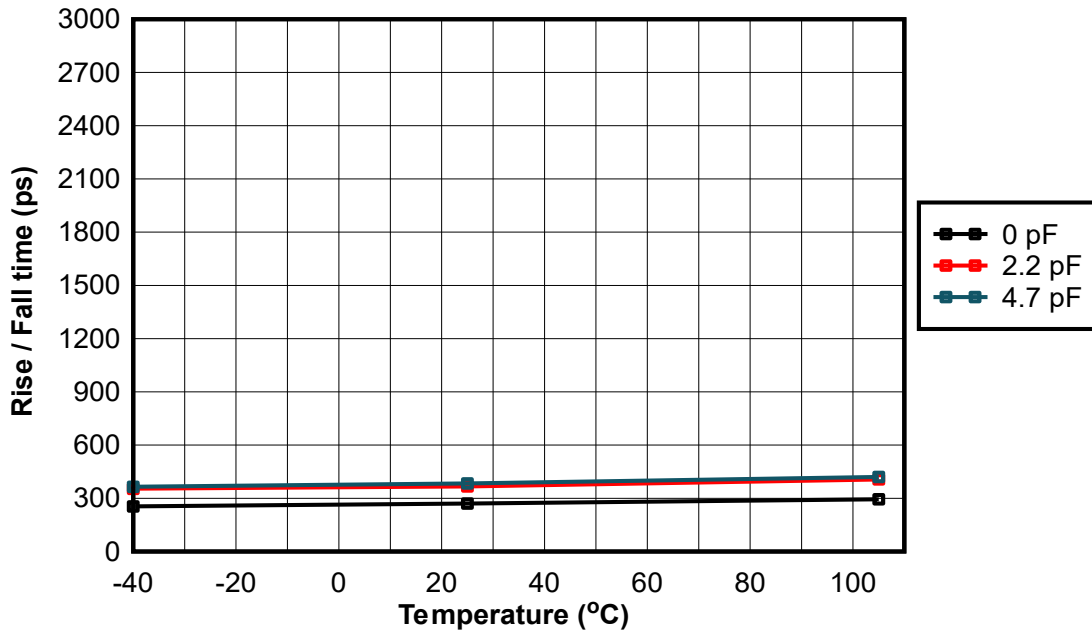


Figure 9-5. Rise / Fall time (ps) vs Temperature for 200MHz Output Frequency, 3.3V Supply

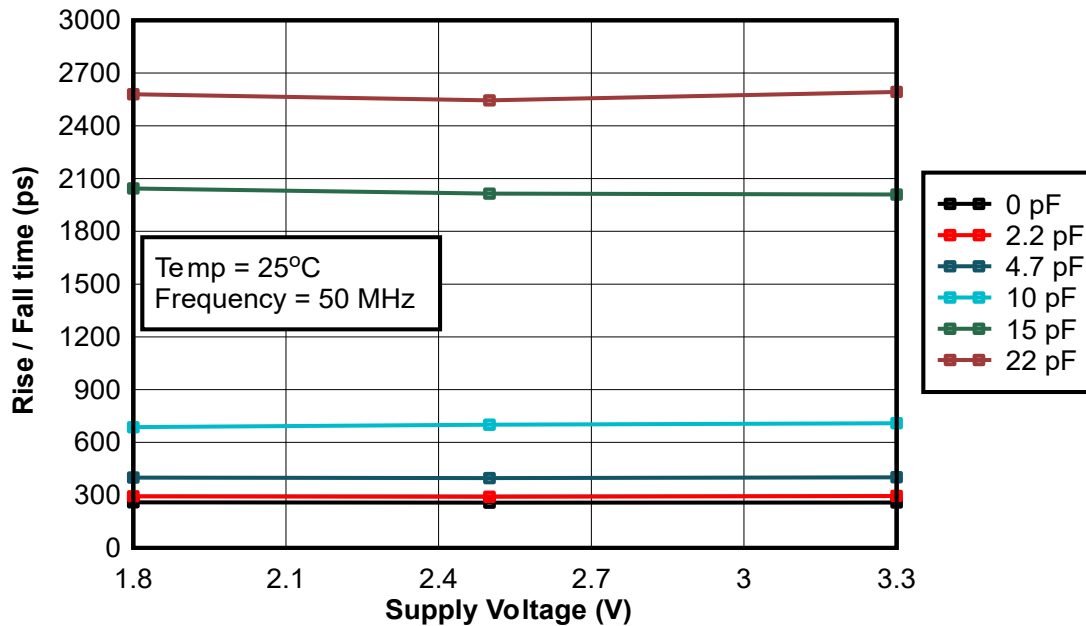


Figure 9-6. Rise / Fall time (ps) vs Supply Voltage vs Load Capacitance

### 9.3 Power Supply Recommendations

For the best electrical performance of the LMK6x, TI recommends using 1µF capacitor on the device power supply bypass network. TI also recommends using component side mounting of the power-supply bypass capacitors, and best to use 0201 or 0402 body size capacitors to facilitate signal routing. Keep the connections between the bypass capacitors and the power supply on the device as short as possible. Ground the other side of the capacitor using a low impedance connection to the ground plane.

### 9.4 Layout

#### 9.4.1 Layout Guidelines

The following sections provide recommendations for board layout, solder reflow profile and power-supply bypassing when using the LMK6x to provide good thermal and electrical performance and signal integrity of the entire system.

##### 9.4.1.1 Providing Thermal Reliability

The LMK6x is a high-performance device. Therefore, pay careful attention to device configuration and printed circuit board (PCB) layout with respect to power consumption. The ground pin must be connected to the ground plane of the PCB through three vias or more to maximize thermal dissipation out of the package.

Equation 1 describes the relationship between the PCB temperature around the LMK6x and the junction temperature.

$$T_B = T_J - \Psi_{JB} \times P \tag{1}$$

where

- $T_B$ : PCB temperature around the LMK6x
- $T_J$ : Junction temperature of LMK6x
- $\Psi_{JB}$ : Junction-to-board thermal resistance parameter of LMK6x (refer to the *Thermal Information* tables in the [Specifications](#) section for this information)
- P: On-chip power dissipation of LMK6x



#### 9.4.1.2 Recommended Solder Reflow Profile

TI recommends following the recommendations provided by the solder paste supplier to optimize flux activity and to achieve proper melting temperatures of the alloy within the guidelines of J-STD-20. Processing the LMK6x with the lowest peak temperature possible is preferable while also remaining below the components peak temperature rating as listed on the MSL label. The exact temperature profile depends on several factors including maximum peak temperature for the component as rated on the MSL label, Board thickness, PCB material type, PCB geometries, component locations, sizes, densities within PCB, as well as solder manufacturer's recommended profile, and capability of the reflow equipment to as confirmed by the SMT assembly operation.

### 9.4.2 Layout

Refer to the [LMK6EVM User's Guide](#) for printed circuit board layout examples for LMK6D, LMK6H, LMK6P and LMK6C devices. The figured below show the PCB layout example as done on the evaluation module for the LMK6x EVM.

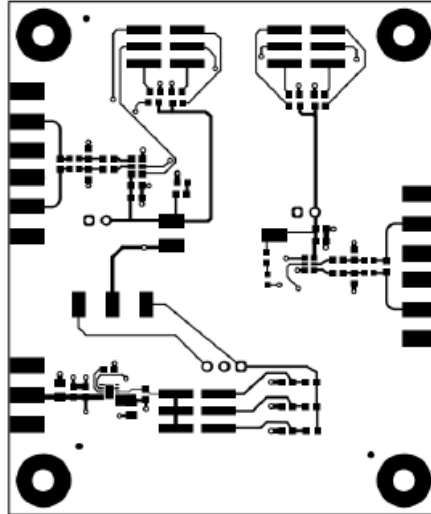


Figure 9-7. PCB Layout Example From LMK6 EVM - Top Layer

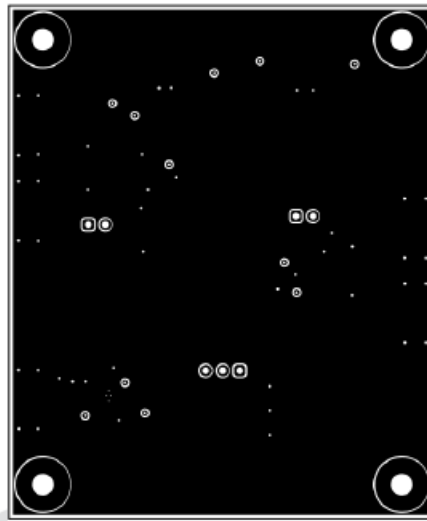


Figure 9-8. PCB Layout Example From LMK6 EVM - GND Layer 1




Figure 9-9. PCB Layout Example From LMK6 EVM - GND Layer 2

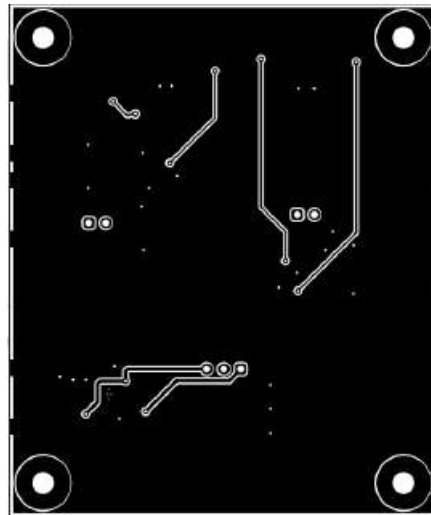


Figure 9-10. PCB Layout Example From LMK6 EVM - Bottom Layer

## 10 Device and Documentation Support

### 10.1 Documentation Support

#### 10.1.1 Related Documentation

For related documentation, see the following:

- Texas Instruments, [LMK6EVM User's Guide](#)
- Texas Instruments, [Standalone BAW Oscillators Advantages Over Quartz Oscillators](#), application note
- Texas Instruments, [BAW oscillator solutions for Building Automation](#), application note
- Texas Instruments, [BAW oscillator solutions for Factory Automation](#), application note
- Texas Instruments, [BAW oscillator solutions for Grid Infrastructure](#), application note
- Texas Instruments, [BAW oscillator solutions for Optical Modules](#), application note

### 10.2 Receiving Notification of Documentation Updates

To receive notification of documentation updates, navigate to the device product folder on [ti.com](#). Click on *Notifications* to register and receive a weekly digest of any product information that has changed. For change details, review the revision history included in any revised document.

### 10.3 Support Resources

TI E2E™ support forums are an engineer's go-to source for fast, verified answers and design help — straight from the experts. Search existing answers or ask your own question to get the quick design help you need.

Linked content is provided "AS IS" by the respective contributors. They do not constitute TI specifications and do not necessarily reflect TI's views; see TI's [Terms of Use](#).

### 10.4 Trademarks

TI E2E™ is a trademark of Texas Instruments.  
 Keysight® is a registered trademark of Keysight Technologies, Inc..  
 All trademarks are the property of their respective owners.

### 10.5 Electrostatic Discharge Caution



This integrated circuit can be damaged by ESD. Texas Instruments recommends that all integrated circuits be handled with appropriate precautions. Failure to observe proper handling and installation procedures can cause damage.

ESD damage can range from subtle performance degradation to complete device failure. Precision integrated circuits may be more susceptible to damage because very small parametric changes could cause the device not to meet its published specifications.

### 10.6 Glossary

[TI Glossary](#) This glossary lists and explains terms, acronyms, and definitions.

## 11 Revision History

NOTE: Page numbers for previous revisions may differ from page numbers in the current version.

| Changes from Revision F (February 2025) to Revision G (March 2025)  | Page |
|---|------|
| • Updated the number formatting for tables, figures, and cross-references throughout the document.....  | 1    |
| • Added jitter specifications with PCIe Gen 7 throughout the document.....  | 1    |
| • Added <i>LMK6P Output DC-Coupled to LVPECL Receiver With External Termination/Biasing (50Ω to VDD - 2V)</i> to show option for 50Ω to VDD-2V termination for LMK6P..... | 23   |

| Changes from Revision E (January 2024) to Revision F (February 2025)                                   | Page |
|--|------|
| • Updated the number formatting for tables, figures, and cross-references throughout the document..... | 1    |

- Changed the title of the *Device Ordering Information* section to "Device Nomenclature" and moved to the *Device and Documentation Support* section. Updated "Part Number Guide: LMK6C" Figure and added link to LMK6x OPN Decoder application note.....3
  - Changed *Ensuring Thermal Reliability* section title to "Providing Thermal Reliability".....32
- 

**Changes from Revision D (February 2023) to Revision E (January 2024) Page**

- Added values to the list of standard frequencies.....1
  - Changed the part number guides in the *Device Ordering Information* section.....3
- 

**Changes from Revision C (December 2022) to Revision D (February 2023) Page**

- Changed the NO. column to DLE/DLF in the *Pin Functions* table for the DLF package release.....5
- 

**Changes from Revision B (November 2022) to Revision C (December 2022) Page**

- Changed the data sheet status from Advanced Information to Production Data.....1
  - Removed the preview note from the LMK6D, LMK6H, and LMK6P devices.....1
- 

## 12 Mechanical, Packaging, and Orderable Information

The following pages include mechanical, packaging, and orderable information. This information is the most current data available for the designated devices. This data is subject to change without notice and revision of this document. For browser-based versions of this data sheet, refer to the left-hand navigation.

**PACKAGING INFORMATION**

| Orderable part number             | Status<br>(1) | Material type<br>(2) | Package   Pins | Package qty   Carrier | RoHS<br>(3) | Lead finish/<br>Ball material<br>(4) | MSL rating/<br>Peak reflow<br>(5) | Op temp (°C) | Part marking<br>(6) |
|-----------------------------------|---------------|----------------------|----------------|-----------------------|-------------|--------------------------------------|-----------------------------------|--------------|---------------------|
| <a href="#">LMK6CA026214DDLFR</a> | Active        | Production           | VSON (DLF)   4 | 3000   LARGE T&R      | Yes         | Call TI                              | Level-1-260C-UNLIM                | -40 to 105   | HC3O                |
| LMK6CA026214DDLFR.A               | Active        | Production           | VSON (DLF)   4 | 3000   LARGE T&R      | Yes         | Call TI                              | Level-1-260C-UNLIM                | -40 to 105   | HC3O                |
| <a href="#">LMK6CA032768DDLFR</a> | Active        | Production           | VSON (DLF)   4 | 3000   LARGE T&R      | Yes         | Call TI                              | Level-1-260C-UNLIM                | -40 to 105   | HC3P                |
| LMK6CA032768DDLFR.A               | Active        | Production           | VSON (DLF)   4 | 3000   LARGE T&R      | Yes         | Call TI                              | Level-1-260C-UNLIM                | -40 to 105   | HC3P                |
| <a href="#">LMK6CA048000CDLFR</a> | Active        | Production           | VSON (DLF)   4 | 3000   LARGE T&R      | Yes         | Call TI                              | Level-1-260C-UNLIM                | -40 to 105   | LCDC                |
| LMK6CA048000CDLFR.A               | Active        | Production           | VSON (DLF)   4 | 3000   LARGE T&R      | Yes         | Call TI                              | Level-1-260C-UNLIM                | -40 to 105   | LCDC                |
| <a href="#">LMK6CE001000DDLER</a> | Active        | Production           | VSON (DLE)   4 | 3000   LARGE T&R      | Yes         | Call TI                              | Level-1-260C-UNLIM                | -40 to 105   | LC1R                |
| LMK6CE001000DDLER.A               | Active        | Production           | VSON (DLE)   4 | 3000   LARGE T&R      | Yes         | Call TI                              | Level-1-260C-UNLIM                | -40 to 105   | LC1R                |
| <a href="#">LMK6CE001000DDLFR</a> | Active        | Production           | VSON (DLF)   4 | 3000   LARGE T&R      | Yes         | Call TI                              | Level-1-260C-UNLIM                | -40 to 105   | LC1R                |
| LMK6CE001000DDLFR.A               | Active        | Production           | VSON (DLF)   4 | 3000   LARGE T&R      | Yes         | Call TI                              | Level-1-260C-UNLIM                | -40 to 105   | LC1R                |
| <a href="#">LMK6CE001200CDLFR</a> | Active        | Production           | VSON (DLF)   4 | 3000   LARGE T&R      | Yes         | Call TI                              | Level-1-260C-UNLIM                | -40 to 105   | LCBO                |
| LMK6CE001200CDLFR.A               | Active        | Production           | VSON (DLF)   4 | 3000   LARGE T&R      | Yes         | Call TI                              | Level-1-260C-UNLIM                | -40 to 105   | LCBO                |
| <a href="#">LMK6CE008000CDLFR</a> | Active        | Production           | VSON (DLF)   4 | 3000   LARGE T&R      | Yes         | Call TI                              | Level-1-260C-UNLIM                | -40 to 105   | LCBZ                |
| <a href="#">LMK6CE012288CDLFR</a> | Active        | Production           | VSON (DLF)   4 | 3000   LARGE T&R      | Yes         | Call TI                              | Level-1-260C-UNLIM                | -40 to 105   | LCBJ                |
| LMK6CE012288CDLFR.A               | Active        | Production           | VSON (DLF)   4 | 3000   LARGE T&R      | Yes         | Call TI                              | Level-1-260C-UNLIM                | -40 to 105   | LCBJ                |
| <a href="#">LMK6CE016000CDLER</a> | Active        | Production           | VSON (DLE)   4 | 3000   LARGE T&R      | Yes         | Call TI                              | Level-1-260C-UNLIM                | -40 to 105   | HCBK                |
| LMK6CE016000CDLER.A               | Active        | Production           | VSON (DLE)   4 | 3000   LARGE T&R      | Yes         | Call TI                              | Level-1-260C-UNLIM                | -40 to 105   | HCBK                |
| <a href="#">LMK6CE019200CDLER</a> | Active        | Production           | VSON (DLE)   4 | 3000   LARGE T&R      | Yes         | Call TI                              | Level-1-260C-UNLIM                | -40 to 105   | HCBB                |
| LMK6CE019200CDLER.A               | Active        | Production           | VSON (DLE)   4 | 3000   LARGE T&R      | Yes         | Call TI                              | Level-1-260C-UNLIM                | -40 to 105   | HCBB                |
| <a href="#">LMK6CE02000CDLER</a>  | Active        | Production           | VSON (DLE)   4 | 3000   LARGE T&R      | Yes         | Call TI                              | Level-1-260C-UNLIM                | -40 to 105   | HCBA                |
| LMK6CE02000CDLER.A                | Active        | Production           | VSON (DLE)   4 | 3000   LARGE T&R      | Yes         | Call TI                              | Level-1-260C-UNLIM                | -40 to 105   | HCBA                |
| <a href="#">LMK6CE02000CDLFR</a>  | Active        | Production           | VSON (DLF)   4 | 3000   LARGE T&R      | Yes         | Call TI                              | Level-1-260C-UNLIM                | -40 to 105   | HCBA                |
| LMK6CE02000CDLFR.A                | Active        | Production           | VSON (DLF)   4 | 3000   LARGE T&R      | Yes         | Call TI                              | Level-1-260C-UNLIM                | -40 to 105   | HCBA                |
| <a href="#">LMK6CE02400CDLER</a>  | Active        | Production           | VSON (DLE)   4 | 3000   LARGE T&R      | Yes         | Call TI                              | Level-1-260C-UNLIM                | -40 to 105   | LCBI                |
| LMK6CE02400CDLER.A                | Active        | Production           | VSON (DLE)   4 | 3000   LARGE T&R      | Yes         | Call TI                              | Level-1-260C-UNLIM                | -40 to 105   | LCBI                |
| <a href="#">LMK6CE02400CDLFR</a>  | Active        | Production           | VSON (DLF)   4 | 3000   LARGE T&R      | Yes         | Call TI                              | Level-1-260C-UNLIM                | -40 to 105   | LCBI                |
| LMK6CE02400CDLFR.A                | Active        | Production           | VSON (DLF)   4 | 3000   LARGE T&R      | Yes         | Call TI                              | Level-1-260C-UNLIM                | -40 to 105   | LCBI                |
| <a href="#">LMK6CE024576CDLFR</a> | Active        | Production           | VSON (DLF)   4 | 3000   LARGE T&R      | Yes         | Call TI                              | Level-1-260C-UNLIM                | -40 to 105   | LCBH                |
| LMK6CE024576CDLFR.A               | Active        | Production           | VSON (DLF)   4 | 3000   LARGE T&R      | Yes         | Call TI                              | Level-1-260C-UNLIM                | -40 to 105   | LCBH                |

| Orderable part number                | Status<br>(1) | Material type<br>(2) | Package   Pins | Package qty   Carrier | RoHS<br>(3) | Lead finish/<br>Ball material<br>(4) | MSL rating/<br>Peak reflow<br>(5) | Op temp (°C) | Part marking<br>(6) |
|--------------------------------------|---------------|----------------------|----------------|-----------------------|-------------|--------------------------------------|-----------------------------------|--------------|---------------------|
| <a href="#">LMK6CE02500CDLER</a>     | Active        | Production           | VSON (DLE)   4 | 3000   LARGE T&R      | Yes         | Call TI                              | Level-1-260C-UNLIM                | -40 to 105   | LCBG                |
| <a href="#">LMK6CE02500CDLER.A</a>   | Active        | Production           | VSON (DLE)   4 | 3000   LARGE T&R      | Yes         | Call TI                              | Level-1-260C-UNLIM                | -40 to 105   | LCBG                |
| <a href="#">LMK6CE02500CDLFR</a>     | Active        | Production           | VSON (DLF)   4 | 3000   LARGE T&R      | Yes         | Call TI                              | Level-1-260C-UNLIM                | -40 to 105   | LCBG                |
| <a href="#">LMK6CE02500CDLFR.A</a>   | Active        | Production           | VSON (DLF)   4 | 3000   LARGE T&R      | Yes         | Call TI                              | Level-1-260C-UNLIM                | -40 to 105   | LCBG                |
| <a href="#">LMK6CE02500DDLER</a>     | Active        | Production           | VSON (DLE)   4 | 3000   LARGE T&R      | Yes         | Call TI                              | Level-1-260C-UNLIM                | -40 to 105   | LC1G                |
| <a href="#">LMK6CE02500DDLER.A</a>   | Active        | Production           | VSON (DLE)   4 | 3000   LARGE T&R      | Yes         | Call TI                              | Level-1-260C-UNLIM                | -40 to 105   | LC1G                |
| <a href="#">LMK6CE02500DDLFR</a>     | Active        | Production           | VSON (DLF)   4 | 3000   LARGE T&R      | Yes         | Call TI                              | Level-1-260C-UNLIM                | -40 to 105   | LC1G                |
| <a href="#">LMK6CE02500DDLFR.A</a>   | Active        | Production           | VSON (DLF)   4 | 3000   LARGE T&R      | Yes         | Call TI                              | Level-1-260C-UNLIM                | -40 to 105   | LC1G                |
| <a href="#">LMK6CE027000CDLER</a>    | Active        | Production           | VSON (DLE)   4 | 3000   LARGE T&R      | Yes         | Call TI                              | Level-1-260C-UNLIM                | -40 to 105   | HCB9                |
| <a href="#">LMK6CE027000CDLER.A</a>  | Active        | Production           | VSON (DLE)   4 | 3000   LARGE T&R      | Yes         | Call TI                              | Level-1-260C-UNLIM                | -40 to 105   | HCB9                |
| <a href="#">LMK6CE027000CDLFR</a>    | Active        | Production           | VSON (DLF)   4 | 3000   LARGE T&R      | Yes         | Call TI                              | Level-1-260C-UNLIM                | -40 to 105   | HCB9                |
| <a href="#">LMK6CE027000CDLFR.A</a>  | Active        | Production           | VSON (DLF)   4 | 3000   LARGE T&R      | Yes         | Call TI                              | Level-1-260C-UNLIM                | -40 to 105   | HCB9                |
| <a href="#">LMK6CE028125CDLFR</a>    | Active        | Production           | VSON (DLF)   4 | 3000   LARGE T&R      | Yes         | Call TI                              | Level-1-260C-UNLIM                | -40 to 105   | HCBJ                |
| <a href="#">LMK6CE028125CDLFR.A</a>  | Active        | Production           | VSON (DLF)   4 | 3000   LARGE T&R      | Yes         | Call TI                              | Level-1-260C-UNLIM                | -40 to 105   | HCBJ                |
| <a href="#">LMK6CE030000CDLFR</a>    | Active        | Production           | VSON (DLF)   4 | 3000   LARGE T&R      | Yes         | Call TI                              | Level-1-260C-UNLIM                | -40 to 105   | LCBD                |
| <a href="#">LMK6CE030000CDLFR.A</a>  | Active        | Production           | VSON (DLF)   4 | 3000   LARGE T&R      | Yes         | Call TI                              | Level-1-260C-UNLIM                | -40 to 105   | LCBD                |
| <a href="#">LMK6CE033333DDLFR</a>    | Active        | Production           | VSON (DLF)   4 | 3000   LARGE T&R      | Yes         | Call TI                              | Level-1-260C-UNLIM                | -40 to 105   | HC18                |
| <a href="#">LMK6CE033333DDLFR.A</a>  | Active        | Production           | VSON (DLF)   4 | 3000   LARGE T&R      | Yes         | Call TI                              | Level-1-260C-UNLIM                | -40 to 105   | HC18                |
| <a href="#">LMK6CE033333ACDLER</a>   | Active        | Production           | VSON (DLE)   4 | 3000   LARGE T&R      | Yes         | Call TI                              | Level-1-260C-UNLIM                | -40 to 105   | HCBT                |
| <a href="#">LMK6CE033333ACDLER.A</a> | Active        | Production           | VSON (DLE)   4 | 3000   LARGE T&R      | Yes         | Call TI                              | Level-1-260C-UNLIM                | -40 to 105   | HCBT                |
| <a href="#">LMK6CE033333CDLER</a>    | Active        | Production           | VSON (DLE)   4 | 3000   LARGE T&R      | Yes         | Call TI                              | Level-1-260C-UNLIM                | -40 to 105   | HCB8                |
| <a href="#">LMK6CE033333CDLER.A</a>  | Active        | Production           | VSON (DLE)   4 | 3000   LARGE T&R      | Yes         | Call TI                              | Level-1-260C-UNLIM                | -40 to 105   | HCB8                |
| <a href="#">LMK6CE033550CDLER</a>    | Active        | Production           | VSON (DLE)   4 | 3000   LARGE T&R      | Yes         | Call TI                              | Level-1-260C-UNLIM                | -40 to 105   | LCBY                |
| <a href="#">LMK6CE033550CDLER.A</a>  | Active        | Production           | VSON (DLE)   4 | 3000   LARGE T&R      | Yes         | Call TI                              | Level-1-260C-UNLIM                | -40 to 105   | LCBY                |
| <a href="#">LMK6CE040000CDLFR</a>    | Active        | Production           | VSON (DLF)   4 | 3000   LARGE T&R      | Yes         | Call TI                              | Level-1-260C-UNLIM                | -40 to 105   | HCB6                |
| <a href="#">LMK6CE040000CDLFR.A</a>  | Active        | Production           | VSON (DLF)   4 | 3000   LARGE T&R      | Yes         | Call TI                              | Level-1-260C-UNLIM                | -40 to 105   | HCB6                |
| <a href="#">LMK6CE048000CDLER</a>    | Active        | Production           | VSON (DLE)   4 | 3000   LARGE T&R      | Yes         | Call TI                              | Level-1-260C-UNLIM                | -40 to 105   | LCBC                |
| <a href="#">LMK6CE048000CDLER.A</a>  | Active        | Production           | VSON (DLE)   4 | 3000   LARGE T&R      | Yes         | Call TI                              | Level-1-260C-UNLIM                | -40 to 105   | LCBC                |
| <a href="#">LMK6CE048000CDLFR</a>    | Active        | Production           | VSON (DLF)   4 | 3000   LARGE T&R      | Yes         | Call TI                              | Level-1-260C-UNLIM                | -40 to 105   | LCBC                |
| <a href="#">LMK6CE048000CDLFR.A</a>  | Active        | Production           | VSON (DLF)   4 | 3000   LARGE T&R      | Yes         | Call TI                              | Level-1-260C-UNLIM                | -40 to 105   | LCBC                |
| <a href="#">LMK6CE048000DDLFR</a>    | Active        | Production           | VSON (DLF)   4 | 3000   LARGE T&R      | Yes         | Call TI                              | Level-1-260C-UNLIM                | -40 to 105   | LC1C                |

| Orderable part number             | Status<br>(1) | Material type<br>(2) | Package   Pins | Package qty   Carrier | RoHS<br>(3) | Lead finish/<br>Ball material<br>(4) | MSL rating/<br>Peak reflow<br>(5) | Op temp (°C) | Part marking<br>(6) |
|-----------------------------------|---------------|----------------------|----------------|-----------------------|-------------|--------------------------------------|-----------------------------------|--------------|---------------------|
| LMK6CE04800DDLFR.A                | Active        | Production           | VSON (DLF)   4 | 3000   LARGE T&R      | Yes         | Call TI                              | Level-1-260C-UNLIM                | -40 to 105   | LC1C                |
| <a href="#">LMK6CE049152CDLFR</a> | Active        | Production           | VSON (DLF)   4 | 3000   LARGE T&R      | Yes         | Call TI                              | Level-1-260C-UNLIM                | -40 to 105   | HCBR                |
| LMK6CE049152CDLFR.A               | Active        | Production           | VSON (DLF)   4 | 3000   LARGE T&R      | Yes         | Call TI                              | Level-1-260C-UNLIM                | -40 to 105   | HCBR                |
| <a href="#">LMK6CE050000DDLFR</a> | Active        | Production           | VSON (DLF)   4 | 3000   LARGE T&R      | Yes         | Call TI                              | Level-1-260C-UNLIM                | -40 to 105   | LC1B                |
| LMK6CE050000DDLFR.A               | Active        | Production           | VSON (DLF)   4 | 3000   LARGE T&R      | Yes         | Call TI                              | Level-1-260C-UNLIM                | -40 to 105   | LC1B                |
| <a href="#">LMK6CE05000CDLER</a>  | Active        | Production           | VSON (DLE)   4 | 3000   LARGE T&R      | Yes         | Call TI                              | Level-1-260C-UNLIM                | -40 to 105   | LCCB                |
| LMK6CE05000CDLER.A                | Active        | Production           | VSON (DLE)   4 | 3000   LARGE T&R      | Yes         | Call TI                              | Level-1-260C-UNLIM                | -40 to 105   | LCCB                |
| <a href="#">LMK6CE05000CDLFR</a>  | Active        | Production           | VSON (DLF)   4 | 3000   LARGE T&R      | Yes         | Call TI                              | Level-1-260C-UNLIM                | -40 to 105   | LCCB                |
| LMK6CE05000CDLFR.A                | Active        | Production           | VSON (DLF)   4 | 3000   LARGE T&R      | Yes         | Call TI                              | Level-1-260C-UNLIM                | -40 to 105   | LCCB                |
| <a href="#">LMK6CE05000DDLER</a>  | Active        | Production           | VSON (DLE)   4 | 3000   LARGE T&R      | Yes         | Call TI                              | Level-1-260C-UNLIM                | -40 to 105   | LC1B                |
| LMK6CE05000DDLER.A                | Active        | Production           | VSON (DLE)   4 | 3000   LARGE T&R      | Yes         | Call TI                              | Level-1-260C-UNLIM                | -40 to 105   | LC1B                |
| <a href="#">LMK6CE05000DDLFR</a>  | Active        | Production           | VSON (DLF)   4 | 3000   LARGE T&R      | Yes         | Call TI                              | Level-1-260C-UNLIM                | -40 to 105   | LC1B                |
| LMK6CE05000DDLFR.A                | Active        | Production           | VSON (DLF)   4 | 3000   LARGE T&R      | Yes         | Call TI                              | Level-1-260C-UNLIM                | -40 to 105   | LC1B                |
| <a href="#">LMK6CE06666CDLER</a>  | Active        | Production           | VSON (DLE)   4 | 3000   LARGE T&R      | Yes         | Call TI                              | Level-1-260C-UNLIM                | -40 to 105   | LCBA                |
| LMK6CE06666CDLER.A                | Active        | Production           | VSON (DLE)   4 | 3000   LARGE T&R      | Yes         | Call TI                              | Level-1-260C-UNLIM                | -40 to 105   | LCBA                |
| <a href="#">LMK6CE07425DDLFR</a>  | Active        | Production           | VSON (DLF)   4 | 3000   LARGE T&R      | Yes         | Call TI                              | Level-1-260C-UNLIM                | -40 to 105   | LC19                |
| LMK6CE07425DDLFR.A                | Active        | Production           | VSON (DLF)   4 | 3000   LARGE T&R      | Yes         | Call TI                              | Level-1-260C-UNLIM                | -40 to 105   | LC19                |
| <a href="#">LMK6CE10000CDLER</a>  | Active        | Production           | VSON (DLE)   4 | 3000   LARGE T&R      | Yes         | Call TI                              | Level-1-260C-UNLIM                | -40 to 105   | LCB8                |
| LMK6CE10000CDLER.A                | Active        | Production           | VSON (DLE)   4 | 3000   LARGE T&R      | Yes         | Call TI                              | Level-1-260C-UNLIM                | -40 to 105   | LCB8                |
| <a href="#">LMK6CE10000CDLFR</a>  | Active        | Production           | VSON (DLF)   4 | 3000   LARGE T&R      | Yes         | Call TI                              | Level-1-260C-UNLIM                | -40 to 105   | LCB8                |
| LMK6CE10000CDLFR.A                | Active        | Production           | VSON (DLF)   4 | 3000   LARGE T&R      | Yes         | Call TI                              | Level-1-260C-UNLIM                | -40 to 105   | LCB8                |
| <a href="#">LMK6CE10000DDLER</a>  | Active        | Production           | VSON (DLE)   4 | 3000   LARGE T&R      | Yes         | Call TI                              | Level-1-260C-UNLIM                | -40 to 105   | LC18                |
| LMK6CE10000DDLER.A                | Active        | Production           | VSON (DLE)   4 | 3000   LARGE T&R      | Yes         | Call TI                              | Level-1-260C-UNLIM                | -40 to 105   | LC18                |
| <a href="#">LMK6CE10000DDLFR</a>  | Active        | Production           | VSON (DLF)   4 | 3000   LARGE T&R      | Yes         | Call TI                              | Level-1-260C-UNLIM                | -40 to 105   | LC18                |
| LMK6CE10000DDLFR.A                | Active        | Production           | VSON (DLF)   4 | 3000   LARGE T&R      | Yes         | Call TI                              | Level-1-260C-UNLIM                | -40 to 105   | LC18                |
| <a href="#">LMK6CE10800DDLFR</a>  | Active        | Production           | VSON (DLF)   4 | 3000   LARGE T&R      | Yes         | Call TI                              | Level-1-260C-UNLIM                | -40 to 105   | HC11                |
| LMK6CE10800DDLFR.A                | Active        | Production           | VSON (DLF)   4 | 3000   LARGE T&R      | Yes         | Call TI                              | Level-1-260C-UNLIM                | -40 to 105   | HC11                |
| <a href="#">LMK6CE125000DDLER</a> | Active        | Production           | VSON (DLE)   4 | 3000   LARGE T&R      | Yes         | Call TI                              | Level-1-260C-UNLIM                | -40 to 105   | LC16                |
| LMK6CE125000DDLER.A               | Active        | Production           | VSON (DLE)   4 | 3000   LARGE T&R      | Yes         | Call TI                              | Level-1-260C-UNLIM                | -40 to 105   | LC16                |
| <a href="#">LMK6CE12500CDLER</a>  | Active        | Production           | VSON (DLE)   4 | 3000   LARGE T&R      | Yes         | Call TI                              | Level-1-260C-UNLIM                | -40 to 105   | LCB6                |
| LMK6CE12500CDLER.A                | Active        | Production           | VSON (DLE)   4 | 3000   LARGE T&R      | Yes         | Call TI                              | Level-1-260C-UNLIM                | -40 to 105   | LCB6                |



| Orderable part number             | Status<br>(1) | Material type<br>(2) | Package   Pins | Package qty   Carrier | RoHS<br>(3) | Lead finish/<br>Ball material<br>(4) | MSL rating/<br>Peak reflow<br>(5) | Op temp (°C) | Part marking<br>(6) |
|-----------------------------------|---------------|----------------------|----------------|-----------------------|-------------|--------------------------------------|-----------------------------------|--------------|---------------------|
| <a href="#">LMK6CE15625DDLFR</a>  | Active        | Production           | VSON (DLF)   4 | 3000   LARGE T&R      | Yes         | Call TI                              | Level-1-260C-UNLIM                | -40 to 105   | LC12                |
| LMK6CE15625DDLFR.A                | Active        | Production           | VSON (DLF)   4 | 3000   LARGE T&R      | Yes         | Call TI                              | Level-1-260C-UNLIM                | -40 to 105   | LC12                |
| <a href="#">LMK6DA02500ADLFR</a>  | Active        | Production           | VSON (DLF)   6 | 3000   LARGE T&R      | Yes         | Call TI                              | Level-1-260C-UNLIM                | -40 to 85    | LDAG                |
| LMK6DA02500ADLFR.A                | Active        | Production           | VSON (DLF)   6 | 3000   LARGE T&R      | Yes         | Call TI                              | Level-1-260C-UNLIM                | -40 to 85    | LDAG                |
| <a href="#">LMK6DA05184ADLER</a>  | Active        | Production           | VSON (DLE)   6 | 3000   LARGE T&R      | Yes         | Call TI                              | Level-1-260C-UNLIM                | -40 to 85    | HDAH                |
| LMK6DA05184ADLER.A                | Active        | Production           | VSON (DLE)   6 | 3000   LARGE T&R      | Yes         | Call TI                              | Level-1-260C-UNLIM                | -40 to 85    | HDAH                |
| <a href="#">LMK6DA10000ADLER</a>  | Active        | Production           | VSON (DLE)   6 | 3000   LARGE T&R      | Yes         | Call TI                              | Level-1-260C-UNLIM                | -40 to 85    | LDA8                |
| LMK6DA10000ADLER.A                | Active        | Production           | VSON (DLE)   6 | 3000   LARGE T&R      | Yes         | Call TI                              | Level-1-260C-UNLIM                | -40 to 85    | LDA8                |
| <a href="#">LMK6DA10000ADLFR</a>  | Active        | Production           | VSON (DLF)   6 | 3000   LARGE T&R      | Yes         | Call TI                              | Level-1-260C-UNLIM                | -40 to 85    | LDA8                |
| LMK6DA10000ADLFR.A                | Active        | Production           | VSON (DLF)   6 | 3000   LARGE T&R      | Yes         | Call TI                              | Level-1-260C-UNLIM                | -40 to 85    | LDA8                |
| <a href="#">LMK6DA12288ADLER</a>  | Active        | Production           | VSON (DLE)   6 | 3000   LARGE T&R      | Yes         | Call TI                              | Level-1-260C-UNLIM                | -40 to 85    | HDA4                |
| LMK6DA12288ADLER.A                | Active        | Production           | VSON (DLE)   6 | 3000   LARGE T&R      | Yes         | Call TI                              | Level-1-260C-UNLIM                | -40 to 85    | HDA4                |
| <a href="#">LMK6DA12288ADLFR</a>  | Active        | Production           | VSON (DLF)   6 | 3000   LARGE T&R      | Yes         | Call TI                              | Level-1-260C-UNLIM                | -40 to 85    | HDA4                |
| LMK6DA12288ADLFR.A                | Active        | Production           | VSON (DLF)   6 | 3000   LARGE T&R      | Yes         | Call TI                              | Level-1-260C-UNLIM                | -40 to 85    | HDA4                |
| <a href="#">LMK6DA125000ADLER</a> | Active        | Production           | VSON (DLE)   6 | 3000   LARGE T&R      | Yes         | Call TI                              | Level-1-260C-UNLIM                | -40 to 85    | LDA6                |
| LMK6DA125000ADLER.A               | Active        | Production           | VSON (DLE)   6 | 3000   LARGE T&R      | Yes         | Call TI                              | Level-1-260C-UNLIM                | -40 to 85    | LDA6                |
| <a href="#">LMK6DA12500ADLFR</a>  | Active        | Production           | VSON (DLF)   6 | 3000   LARGE T&R      | Yes         | Call TI                              | Level-1-260C-UNLIM                | -40 to 85    | LDA6                |
| LMK6DA12500ADLFR.A                | Active        | Production           | VSON (DLF)   6 | 3000   LARGE T&R      | Yes         | Call TI                              | Level-1-260C-UNLIM                | -40 to 85    | LDA6                |
| <a href="#">LMK6DA14850ADLFR</a>  | Active        | Production           | VSON (DLF)   6 | 3000   LARGE T&R      | Yes         | Call TI                              | Level-1-260C-UNLIM                | -40 to 85    | LDA3                |
| LMK6DA14850ADLFR.A                | Active        | Production           | VSON (DLF)   6 | 3000   LARGE T&R      | Yes         | Call TI                              | Level-1-260C-UNLIM                | -40 to 85    | LDA3                |
| <a href="#">LMK6DA15552ADLER</a>  | Active        | Production           | VSON (DLE)   6 | 3000   LARGE T&R      | Yes         | Call TI                              | Level-1-260C-UNLIM                | -40 to 85    | HDA3                |
| LMK6DA15552ADLER.A                | Active        | Production           | VSON (DLE)   6 | 3000   LARGE T&R      | Yes         | Call TI                              | Level-1-260C-UNLIM                | -40 to 85    | HDA3                |
| <a href="#">LMK6DA15625ADLER</a>  | Active        | Production           | VSON (DLE)   6 | 3000   LARGE T&R      | Yes         | Call TI                              | Level-1-260C-UNLIM                | -40 to 85    | LDA2                |
| LMK6DA15625ADLER.A                | Active        | Production           | VSON (DLE)   6 | 3000   LARGE T&R      | Yes         | Call TI                              | Level-1-260C-UNLIM                | -40 to 85    | LDA2                |
| <a href="#">LMK6DA15625ADLFR</a>  | Active        | Production           | VSON (DLF)   6 | 3000   LARGE T&R      | Yes         | Call TI                              | Level-1-260C-UNLIM                | -40 to 85    | LDA2                |
| LMK6DA15625ADLFR.A                | Active        | Production           | VSON (DLF)   6 | 3000   LARGE T&R      | Yes         | Call TI                              | Level-1-260C-UNLIM                | -40 to 85    | LDA2                |
| <a href="#">LMK6DA16113AADLFR</a> | Active        | Production           | VSON (DLF)   6 | 3000   LARGE T&R      | Yes         | Call TI                              | Level-1-260C-UNLIM                | -40 to 85    | LDA1                |
| LMK6DA16113AADLFR.A               | Active        | Production           | VSON (DLF)   6 | 3000   LARGE T&R      | Yes         | Call TI                              | Level-1-260C-UNLIM                | -40 to 85    | LDA1                |
| <a href="#">LMK6DA20000ADLER</a>  | Active        | Production           | VSON (DLE)   6 | 3000   LARGE T&R      | Yes         | Call TI                              | Level-1-260C-UNLIM                | -40 to 85    | HDA1                |
| LMK6DA20000ADLER.A                | Active        | Production           | VSON (DLE)   6 | 3000   LARGE T&R      | Yes         | Call TI                              | Level-1-260C-UNLIM                | -40 to 85    | HDA1                |
| <a href="#">LMK6DA20000ADLFR</a>  | Active        | Production           | VSON (DLF)   6 | 3000   LARGE T&R      | Yes         | Call TI                              | Level-1-260C-UNLIM                | -40 to 85    | HDA1                |

| Orderable part number             | Status<br>(1) | Material type<br>(2) | Package   Pins | Package qty   Carrier | RoHS<br>(3) | Lead finish/<br>Ball material<br>(4) | MSL rating/<br>Peak reflow<br>(5) | Op temp (°C) | Part marking<br>(6) |
|-----------------------------------|---------------|----------------------|----------------|-----------------------|-------------|--------------------------------------|-----------------------------------|--------------|---------------------|
| LMK6DA20000ADLFR.A                | Active        | Production           | VSON (DLF)   6 | 3000   LARGE T&R      | Yes         | Call TI                              | Level-1-260C-UNLIM                | -40 to 85    | HDA1                |
| <a href="#">LMK6DA31250ADLFR</a>  | Active        | Production           | VSON (DLF)   6 | 3000   LARGE T&R      | Yes         | Call TI                              | Level-1-260C-UNLIM                | -40 to 85    | LDA0                |
| LMK6DA31250ADLFR.A                | Active        | Production           | VSON (DLF)   6 | 3000   LARGE T&R      | Yes         | Call TI                              | Level-1-260C-UNLIM                | -40 to 85    | LDA0                |
| <a href="#">LMK6DA40000ADLFR</a>  | Active        | Production           | VSON (DLF)   6 | 3000   LARGE T&R      | Yes         | Call TI                              | Level-1-260C-UNLIM                | -40 to 85    | LDAM                |
| LMK6DA40000ADLFR.A                | Active        | Production           | VSON (DLF)   6 | 3000   LARGE T&R      | Yes         | Call TI                              | Level-1-260C-UNLIM                | -40 to 85    | LDAM                |
| <a href="#">LMK6DE026000ADLFR</a> | Active        | Production           | VSON (DLF)   6 | 3000   LARGE T&R      | Yes         | Call TI                              | Level-1-260C-UNLIM                | -40 to 85    | LDGF                |
| LMK6DE026000ADLFR.A               | Active        | Production           | VSON (DLF)   6 | 3000   LARGE T&R      | Yes         | Call TI                              | Level-1-260C-UNLIM                | -40 to 85    | LDGF                |
| <a href="#">LMK6DE050000ADLER</a> | Active        | Production           | VSON (DLE)   6 | 3000   LARGE T&R      | Yes         | Call TI                              | Level-1-260C-UNLIM                | -40 to 85    | LDGB                |
| LMK6DE050000ADLER.A               | Active        | Production           | VSON (DLE)   6 | 3000   LARGE T&R      | Yes         | Call TI                              | Level-1-260C-UNLIM                | -40 to 85    | LDGB                |
| <a href="#">LMK6DE133330ADLER</a> | Active        | Production           | VSON (DLE)   6 | 3000   LARGE T&R      | Yes         | Call TI                              | Level-1-260C-UNLIM                | -40 to 85    | LDG5                |
| LMK6DE133330ADLER.A               | Active        | Production           | VSON (DLE)   6 | 3000   LARGE T&R      | Yes         | Call TI                              | Level-1-260C-UNLIM                | -40 to 85    | LDG5                |
| <a href="#">LMK6DE156250BDLER</a> | Active        | Production           | VSON (DLE)   6 | 3000   LARGE T&R      | Yes         | Call TI                              | Level-1-260C-UNLIM                | -40 to 85    | LD72                |
| LMK6DE156250BDLER.A               | Active        | Production           | VSON (DLE)   6 | 3000   LARGE T&R      | Yes         | Call TI                              | Level-1-260C-UNLIM                | -40 to 85    | LD72                |
| <a href="#">LMK6DE322265ADLFR</a> | Active        | Production           | VSON (DLF)   6 | 3000   LARGE T&R      | Yes         | Call TI                              | Level-1-260C-UNLIM                | -40 to 85    | HDGS                |
| LMK6DE322265ADLFR.A               | Active        | Production           | VSON (DLF)   6 | 3000   LARGE T&R      | Yes         | Call TI                              | Level-1-260C-UNLIM                | -40 to 85    | HDGS                |
| <a href="#">LMK6DE400000BDLER</a> | Active        | Production           | VSON (DLE)   6 | 3000   LARGE T&R      | Yes         | Call TI                              | Level-1-260C-UNLIM                | -40 to 85    | LD7M                |
| LMK6DE400000BDLER.A               | Active        | Production           | VSON (DLE)   6 | 3000   LARGE T&R      | Yes         | Call TI                              | Level-1-260C-UNLIM                | -40 to 85    | LD7M                |
| <a href="#">LMK6HA10000ADLER</a>  | Active        | Production           | VSON (DLE)   6 | 3000   LARGE T&R      | Yes         | Call TI                              | Level-1-260C-UNLIM                | -40 to 85    | LHA8                |
| LMK6HA10000ADLER.A                | Active        | Production           | VSON (DLE)   6 | 3000   LARGE T&R      | Yes         | Call TI                              | Level-1-260C-UNLIM                | -40 to 85    | LHA8                |
| <a href="#">LMK6HA10000ADLFR</a>  | Active        | Production           | VSON (DLF)   6 | 3000   LARGE T&R      | Yes         | Call TI                              | Level-1-260C-UNLIM                | -40 to 85    | LHA8                |
| LMK6HA10000ADLFR.A                | Active        | Production           | VSON (DLF)   6 | 3000   LARGE T&R      | Yes         | Call TI                              | Level-1-260C-UNLIM                | -40 to 85    | LHA8                |
| <a href="#">LMK6HA10000BDLFR</a>  | Active        | Production           | VSON (DLF)   6 | 3000   LARGE T&R      | Yes         | Call TI                              | Level-1-260C-UNLIM                | -40 to 85    | LH18                |
| LMK6HA10000BDLFR.A                | Active        | Production           | VSON (DLF)   6 | 3000   LARGE T&R      | Yes         | Call TI                              | Level-1-260C-UNLIM                | -40 to 85    | LH18                |
| <a href="#">LMK6HA15625ADLER</a>  | Active        | Production           | VSON (DLE)   6 | 3000   LARGE T&R      | Yes         | Call TI                              | Level-1-260C-UNLIM                | -40 to 85    | LHA2                |
| LMK6HA15625ADLER.A                | Active        | Production           | VSON (DLE)   6 | 3000   LARGE T&R      | Yes         | Call TI                              | Level-1-260C-UNLIM                | -40 to 85    | LHA2                |
| <a href="#">LMK6HA40000ADLER</a>  | Active        | Production           | VSON (DLE)   6 | 3000   LARGE T&R      | Yes         | Call TI                              | Level-1-260C-UNLIM                | -40 to 85    | LHAM                |
| LMK6HA40000ADLER.A                | Active        | Production           | VSON (DLE)   6 | 3000   LARGE T&R      | Yes         | Call TI                              | Level-1-260C-UNLIM                | -40 to 85    | LHAM                |
| <a href="#">LMK6HE025000ADLER</a> | Active        | Production           | VSON (DLE)   6 | 3000   LARGE T&R      | Yes         | Call TI                              | Level-1-260C-UNLIM                | -40 to 85    | LHGG                |
| LMK6HE025000ADLER.A               | Active        | Production           | VSON (DLE)   6 | 3000   LARGE T&R      | Yes         | Call TI                              | Level-1-260C-UNLIM                | -40 to 85    | LHGG                |
| <a href="#">LMK6HE100000ADLER</a> | Active        | Production           | VSON (DLE)   6 | 3000   LARGE T&R      | Yes         | Call TI                              | Level-1-260C-UNLIM                | -40 to 85    | LHG8                |
| LMK6HE100000ADLER.A               | Active        | Production           | VSON (DLE)   6 | 3000   LARGE T&R      | Yes         | Call TI                              | Level-1-260C-UNLIM                | -40 to 85    | LHG8                |

| Orderable part number             | Status<br>(1) | Material type<br>(2) | Package   Pins | Package qty   Carrier | RoHS<br>(3) | Lead finish/<br>Ball material<br>(4) | MSL rating/<br>Peak reflow<br>(5) | Op temp (°C) | Part marking<br>(6) |
|-----------------------------------|---------------|----------------------|----------------|-----------------------|-------------|--------------------------------------|-----------------------------------|--------------|---------------------|
| <a href="#">LMK6HE156250BDLFR</a> | Active        | Production           | VSON (DLF)   6 | 3000   LARGE T&R      | Yes         | Call TI                              | Level-1-260C-UNLIM                | -40 to 85    | LH22                |
| LMK6HE156250BDLFR.A               | Active        | Production           | VSON (DLF)   6 | 3000   LARGE T&R      | Yes         | Call TI                              | Level-1-260C-UNLIM                | -40 to 85    | LH22                |
| <a href="#">LMK6HE400000BDLER</a> | Active        | Production           | VSON (DLE)   6 | 3000   LARGE T&R      | Yes         | Call TI                              | Level-1-260C-UNLIM                | -40 to 85    | LH7M                |
| LMK6HE400000BDLER.A               | Active        | Production           | VSON (DLE)   6 | 3000   LARGE T&R      | Yes         | Call TI                              | Level-1-260C-UNLIM                | -40 to 85    | LH7M                |
| <a href="#">LMK6HE400000ADLFR</a> | Active        | Production           | VSON (DLF)   6 | 3000   LARGE T&R      | Yes         | Call TI                              | Level-1-260C-UNLIM                | -40 to 85    | LHGM                |
| LMK6HE400000ADLFR.A               | Active        | Production           | VSON (DLF)   6 | 3000   LARGE T&R      | Yes         | Call TI                              | Level-1-260C-UNLIM                | -40 to 85    | LHGM                |
| <a href="#">LMK6PA15625ADLER</a>  | Active        | Production           | VSON (DLE)   6 | 3000   LARGE T&R      | Yes         | Call TI                              | Level-1-260C-UNLIM                | -40 to 85    | LPA2                |
| LMK6PA15625ADLER.A                | Active        | Production           | VSON (DLE)   6 | 3000   LARGE T&R      | Yes         | Call TI                              | Level-1-260C-UNLIM                | -40 to 85    | LPA2                |
| <a href="#">LMK6PA15625ADLFR</a>  | Active        | Production           | VSON (DLF)   6 | 3000   LARGE T&R      | Yes         | Call TI                              | Level-1-260C-UNLIM                | -40 to 85    | LPA2                |
| LMK6PA15625ADLFR.A                | Active        | Production           | VSON (DLF)   6 | 3000   LARGE T&R      | Yes         | Call TI                              | Level-1-260C-UNLIM                | -40 to 85    | LPA2                |
| <a href="#">LMK6PE025000ADLER</a> | Active        | Production           | VSON (DLE)   6 | 3000   LARGE T&R      | Yes         | Call TI                              | Level-1-260C-UNLIM                | -40 to 85    | LPGG                |
| LMK6PE025000ADLER.A               | Active        | Production           | VSON (DLE)   6 | 3000   LARGE T&R      | Yes         | Call TI                              | Level-1-260C-UNLIM                | -40 to 85    | LPGG                |
| <a href="#">LMK6PE025000BDLFR</a> | Active        | Production           | VSON (DLF)   6 | 3000   LARGE T&R      | Yes         | Call TI                              | Level-1-260C-UNLIM                | -40 to 85    | LP7G                |
| LMK6PE025000BDLFR.A               | Active        | Production           | VSON (DLF)   6 | 3000   LARGE T&R      | Yes         | Call TI                              | Level-1-260C-UNLIM                | -40 to 85    | LP7G                |
| <a href="#">LMK6PE050000ADLER</a> | Active        | Production           | VSON (DLE)   6 | 3000   LARGE T&R      | Yes         | Call TI                              | Level-1-260C-UNLIM                | -40 to 85    | LPGB                |
| <a href="#">LMK6PE100000ADLER</a> | Active        | Production           | VSON (DLE)   6 | 3000   LARGE T&R      | Yes         | Call TI                              | Level-1-260C-UNLIM                | -40 to 85    | LPG8                |
| LMK6PE100000ADLER.A               | Active        | Production           | VSON (DLE)   6 | 3000   LARGE T&R      | Yes         | Call TI                              | Level-1-260C-UNLIM                | -40 to 85    | LPG8                |
| <a href="#">LMK6PE150000ADLER</a> | Active        | Production           | VSON (DLE)   6 | 3000   LARGE T&R      | Yes         | Call TI                              | Level-1-260C-UNLIM                | -40 to 85    | LPGQ                |
| LMK6PE150000ADLER.A               | Active        | Production           | VSON (DLE)   6 | 3000   LARGE T&R      | Yes         | Call TI                              | Level-1-260C-UNLIM                | -40 to 85    | LPGQ                |
| <a href="#">LMK6PE161132ADLER</a> | Active        | Production           | VSON (DLE)   6 | 3000   LARGE T&R      | Yes         | Call TI                              | Level-1-260C-UNLIM                | -40 to 85    | LPG1                |
| LMK6PE161132ADLER.A               | Active        | Production           | VSON (DLE)   6 | 3000   LARGE T&R      | Yes         | Call TI                              | Level-1-260C-UNLIM                | -40 to 85    | LPG1                |

(1) **Status:** For more details on status, see our [product life cycle](#).

(2) **Material type:** When designated, preproduction parts are prototypes/experimental devices, and are not yet approved or released for full production. Testing and final process, including without limitation quality assurance, reliability performance testing, and/or process qualification, may not yet be complete, and this item is subject to further changes or possible discontinuation. If available for ordering, purchases will be subject to an additional waiver at checkout, and are intended for early internal evaluation purposes only. These items are sold without warranties of any kind.

(3) **RoHS values:** Yes, No, RoHS Exempt. See the [TI RoHS Statement](#) for additional information and value definition.

(4) **Lead finish/Ball material:** Parts may have multiple material finish options. Finish options are separated by a vertical ruled line. Lead finish/Ball material values may wrap to two lines if the finish value exceeds the maximum column width.

<sup>(5)</sup> **MSL rating/Peak reflow:** The moisture sensitivity level ratings and peak solder (reflow) temperatures. In the event that a part has multiple moisture sensitivity ratings, only the lowest level per JEDEC standards is shown. Refer to the shipping label for the actual reflow temperature that will be used to mount the part to the printed circuit board.

<sup>(6)</sup> **Part marking:** There may be an additional marking, which relates to the logo, the lot trace code information, or the environmental category of the part.

Multiple part markings will be inside parentheses. Only one part marking contained in parentheses and separated by a "~" will appear on a part. If a line is indented then it is a continuation of the previous line and the two combined represent the entire part marking for that device.

**Important Information and Disclaimer:** The information provided on this page represents TI's knowledge and belief as of the date that it is provided. TI bases its knowledge and belief on information provided by third parties, and makes no representation or warranty as to the accuracy of such information. Efforts are underway to better integrate information from third parties. TI has taken and continues to take reasonable steps to provide representative and accurate information but may not have conducted destructive testing or chemical analysis on incoming materials and chemicals. TI and TI suppliers consider certain information to be proprietary, and thus CAS numbers and other limited information may not be available for release.

In no event shall TI's liability arising out of such information exceed the total purchase price of the TI part(s) at issue in this document sold by TI to Customer on an annual basis.

## TAPE AND REEL INFORMATION



### QUADRANT ASSIGNMENTS FOR PIN 1 ORIENTATION IN TAPE



\*All dimensions are nominal

| Device            | Package Type | Package Drawing | Pins | SPQ  | Reel Diameter (mm) | Reel Width W1 (mm) | A0 (mm) | B0 (mm) | K0 (mm) | P1 (mm) | W (mm) | Pin1 Quadrant |
|-------------------|--------------|-----------------|------|------|--------------------|--------------------|---------|---------|---------|---------|--------|---------------|
| LMK6CA026214DDLFR | VSON         | DLF             | 4    | 3000 | 180.0              | 8.4                | 2.25    | 2.8     | 1.1     | 4.0     | 8.0    | Q1            |
| LMK6CA032768DDLFR | VSON         | DLF             | 4    | 3000 | 180.0              | 8.4                | 2.25    | 2.8     | 1.1     | 4.0     | 8.0    | Q1            |
| LMK6CA048000CDLFR | VSON         | DLF             | 4    | 3000 | 180.0              | 8.4                | 2.25    | 2.8     | 1.1     | 4.0     | 8.0    | Q1            |
| LMK6CE001000DDLER | VSON         | DLE             | 4    | 3000 | 330.0              | 12.4               | 2.8     | 3.5     | 1.2     | 4.0     | 12.0   | Q1            |
| LMK6CE001000DDLFR | VSON         | DLF             | 4    | 3000 | 180.0              | 8.4                | 2.25    | 2.8     | 1.1     | 4.0     | 8.0    | Q1            |
| LMK6CE001200CDLFR | VSON         | DLF             | 4    | 3000 | 180.0              | 8.4                | 2.25    | 2.8     | 1.1     | 4.0     | 8.0    | Q1            |
| LMK6CE008000CDLFR | VSON         | DLF             | 4    | 3000 | 180.0              | 8.4                | 2.25    | 2.8     | 1.1     | 4.0     | 8.0    | Q1            |
| LMK6CE012288CDLFR | VSON         | DLF             | 4    | 3000 | 180.0              | 8.4                | 2.25    | 2.8     | 1.1     | 4.0     | 8.0    | Q1            |
| LMK6CE016000CDLER | VSON         | DLE             | 4    | 3000 | 330.0              | 12.4               | 2.8     | 3.5     | 1.2     | 4.0     | 12.0   | Q1            |
| LMK6CE019200CDLER | VSON         | DLE             | 4    | 3000 | 330.0              | 12.4               | 2.8     | 3.5     | 1.2     | 4.0     | 12.0   | Q1            |
| LMK6CE02000CDLER  | VSON         | DLE             | 4    | 3000 | 330.0              | 12.4               | 2.8     | 3.5     | 1.2     | 4.0     | 12.0   | Q1            |
| LMK6CE02000CDLFR  | VSON         | DLF             | 4    | 3000 | 180.0              | 8.4                | 2.25    | 2.8     | 1.1     | 4.0     | 8.0    | Q1            |
| LMK6CE02400CDLER  | VSON         | DLE             | 4    | 3000 | 330.0              | 12.4               | 2.8     | 3.5     | 1.2     | 4.0     | 12.0   | Q1            |
| LMK6CE02400CDLFR  | VSON         | DLF             | 4    | 3000 | 180.0              | 8.4                | 2.25    | 2.8     | 1.1     | 4.0     | 8.0    | Q1            |
| LMK6CE024576CDLFR | VSON         | DLF             | 4    | 3000 | 180.0              | 8.4                | 2.25    | 2.8     | 1.1     | 4.0     | 8.0    | Q1            |
| LMK6CE02500CDLER  | VSON         | DLE             | 4    | 3000 | 330.0              | 12.4               | 2.8     | 3.5     | 1.2     | 4.0     | 12.0   | Q1            |

| Device            | Package Type | Package Drawing | Pins | SPQ  | Reel Diameter (mm) | Reel Width W1 (mm) | A0 (mm) | B0 (mm) | K0 (mm) | P1 (mm) | W (mm) | Pin1 Quadrant |
|-------------------|--------------|-----------------|------|------|--------------------|--------------------|---------|---------|---------|---------|--------|---------------|
| LMK6CE02500CDLFR  | VSON         | DLF             | 4    | 3000 | 180.0              | 8.4                | 2.25    | 2.8     | 1.1     | 4.0     | 8.0    | Q1            |
| LMK6CE02500DDLFR  | VSON         | DLE             | 4    | 3000 | 330.0              | 12.4               | 2.8     | 3.5     | 1.2     | 4.0     | 12.0   | Q1            |
| LMK6CE02500DDLFR  | VSON         | DLF             | 4    | 3000 | 180.0              | 8.4                | 2.25    | 2.8     | 1.1     | 4.0     | 8.0    | Q1            |
| LMK6CE027000CDLER | VSON         | DLE             | 4    | 3000 | 330.0              | 12.4               | 2.8     | 3.5     | 1.2     | 4.0     | 12.0   | Q1            |
| LMK6CE027000CDLFR | VSON         | DLF             | 4    | 3000 | 180.0              | 8.4                | 2.25    | 2.8     | 1.1     | 4.0     | 8.0    | Q1            |
| LMK6CE028125CDLFR | VSON         | DLF             | 4    | 3000 | 180.0              | 8.4                | 2.25    | 2.8     | 1.1     | 4.0     | 8.0    | Q1            |
| LMK6CE030000CDLFR | VSON         | DLF             | 4    | 3000 | 180.0              | 8.4                | 2.25    | 2.8     | 1.1     | 4.0     | 8.0    | Q1            |
| LMK6CE033333DDLFR | VSON         | DLF             | 4    | 3000 | 180.0              | 8.4                | 2.25    | 2.8     | 1.1     | 4.0     | 8.0    | Q1            |
| LMK6CE033333ADLER | VSON         | DLE             | 4    | 3000 | 330.0              | 12.4               | 2.8     | 3.5     | 1.2     | 4.0     | 12.0   | Q1            |
| LMK6CE033333CDLER | VSON         | DLE             | 4    | 3000 | 330.0              | 12.4               | 2.8     | 3.5     | 1.2     | 4.0     | 12.0   | Q1            |
| LMK6CE033550CDLER | VSON         | DLE             | 4    | 3000 | 330.0              | 12.4               | 2.8     | 3.5     | 1.2     | 4.0     | 12.0   | Q1            |
| LMK6CE04000CDLFR  | VSON         | DLF             | 4    | 3000 | 180.0              | 8.4                | 2.25    | 2.8     | 1.1     | 4.0     | 8.0    | Q1            |
| LMK6CE048000CDLER | VSON         | DLE             | 4    | 3000 | 330.0              | 12.4               | 2.8     | 3.5     | 1.2     | 4.0     | 12.0   | Q1            |
| LMK6CE048000CDLFR | VSON         | DLF             | 4    | 3000 | 180.0              | 8.4                | 2.25    | 2.8     | 1.1     | 4.0     | 8.0    | Q1            |
| LMK6CE04800DDLFR  | VSON         | DLF             | 4    | 3000 | 180.0              | 8.4                | 2.25    | 2.8     | 1.1     | 4.0     | 8.0    | Q1            |
| LMK6CE049152CDLFR | VSON         | DLF             | 4    | 3000 | 180.0              | 8.4                | 2.25    | 2.8     | 1.1     | 4.0     | 8.0    | Q1            |
| LMK6CE050000DDLFR | VSON         | DLF             | 4    | 3000 | 180.0              | 8.4                | 2.25    | 2.8     | 1.1     | 4.0     | 8.0    | Q1            |
| LMK6CE05000CDLER  | VSON         | DLE             | 4    | 3000 | 330.0              | 12.4               | 2.8     | 3.5     | 1.2     | 4.0     | 12.0   | Q1            |
| LMK6CE05000CDLFR  | VSON         | DLF             | 4    | 3000 | 180.0              | 8.4                | 2.25    | 2.8     | 1.1     | 4.0     | 8.0    | Q1            |
| LMK6CE05000DDLFR  | VSON         | DLE             | 4    | 3000 | 330.0              | 12.4               | 2.8     | 3.5     | 1.2     | 4.0     | 12.0   | Q1            |
| LMK6CE05000DDLFR  | VSON         | DLF             | 4    | 3000 | 180.0              | 8.4                | 2.25    | 2.8     | 1.1     | 4.0     | 8.0    | Q1            |
| LMK6CE066666CDLER | VSON         | DLE             | 4    | 3000 | 330.0              | 12.4               | 2.8     | 3.5     | 1.2     | 4.0     | 12.0   | Q1            |
| LMK6CE07425DDLFR  | VSON         | DLF             | 4    | 3000 | 180.0              | 8.4                | 2.25    | 2.8     | 1.1     | 4.0     | 8.0    | Q1            |
| LMK6CE10000CDLER  | VSON         | DLE             | 4    | 3000 | 330.0              | 12.4               | 2.8     | 3.5     | 1.2     | 4.0     | 12.0   | Q1            |
| LMK6CE10000CDLFR  | VSON         | DLF             | 4    | 3000 | 180.0              | 8.4                | 2.25    | 2.8     | 1.1     | 4.0     | 8.0    | Q1            |
| LMK6CE10000DDLFR  | VSON         | DLE             | 4    | 3000 | 330.0              | 12.4               | 2.8     | 3.5     | 1.2     | 4.0     | 12.0   | Q1            |
| LMK6CE10000DDLFR  | VSON         | DLF             | 4    | 3000 | 180.0              | 8.4                | 2.25    | 2.8     | 1.1     | 4.0     | 8.0    | Q1            |
| LMK6CE10800DDLFR  | VSON         | DLF             | 4    | 3000 | 180.0              | 8.4                | 2.25    | 2.8     | 1.1     | 4.0     | 8.0    | Q1            |
| LMK6CE125000DDLFR | VSON         | DLE             | 4    | 3000 | 330.0              | 12.4               | 2.8     | 3.5     | 1.2     | 4.0     | 12.0   | Q1            |
| LMK6CE12500CDLER  | VSON         | DLE             | 4    | 3000 | 330.0              | 12.4               | 2.8     | 3.5     | 1.2     | 4.0     | 12.0   | Q1            |
| LMK6CE15625DDLFR  | VSON         | DLF             | 4    | 3000 | 180.0              | 8.4                | 2.25    | 2.8     | 1.1     | 4.0     | 8.0    | Q1            |
| LMK6DA02500ADLFR  | VSON         | DLF             | 6    | 3000 | 180.0              | 8.4                | 2.25    | 2.8     | 1.1     | 4.0     | 8.0    | Q1            |
| LMK6DA05184ADLER  | VSON         | DLE             | 6    | 3000 | 330.0              | 12.4               | 2.8     | 3.5     | 1.2     | 4.0     | 12.0   | Q1            |
| LMK6DA10000ADLER  | VSON         | DLE             | 6    | 3000 | 330.0              | 12.4               | 2.8     | 3.5     | 1.2     | 4.0     | 12.0   | Q1            |
| LMK6DA10000ADLFR  | VSON         | DLF             | 6    | 3000 | 180.0              | 8.4                | 2.25    | 2.8     | 1.1     | 4.0     | 8.0    | Q1            |
| LMK6DA12288ADLER  | VSON         | DLE             | 6    | 3000 | 330.0              | 12.4               | 2.8     | 3.5     | 1.2     | 4.0     | 12.0   | Q1            |
| LMK6DA12288ADLFR  | VSON         | DLF             | 6    | 3000 | 180.0              | 8.4                | 2.25    | 2.8     | 1.1     | 4.0     | 8.0    | Q1            |
| LMK6DA125000ADLER | VSON         | DLE             | 6    | 3000 | 330.0              | 12.4               | 2.8     | 3.5     | 1.2     | 4.0     | 12.0   | Q1            |
| LMK6DA12500ADLFR  | VSON         | DLF             | 6    | 3000 | 180.0              | 8.4                | 2.25    | 2.8     | 1.1     | 4.0     | 8.0    | Q1            |
| LMK6DA14850ADLFR  | VSON         | DLF             | 6    | 3000 | 180.0              | 8.4                | 2.25    | 2.8     | 1.1     | 4.0     | 8.0    | Q1            |
| LMK6DA15552ADLER  | VSON         | DLE             | 6    | 3000 | 330.0              | 12.4               | 2.8     | 3.5     | 1.2     | 4.0     | 12.0   | Q1            |

| Device            | Package Type | Package Drawing | Pins | SPQ  | Reel Diameter (mm) | Reel Width W1 (mm) | A0 (mm) | B0 (mm) | K0 (mm) | P1 (mm) | W (mm) | Pin1 Quadrant |
|-------------------|--------------|-----------------|------|------|--------------------|--------------------|---------|---------|---------|---------|--------|---------------|
| LMK6DA15625ADLER  | VSON         | DLE             | 6    | 3000 | 330.0              | 12.4               | 2.8     | 3.5     | 1.2     | 4.0     | 12.0   | Q1            |
| LMK6DA15625ADLFR  | VSON         | DLF             | 6    | 3000 | 180.0              | 8.4                | 2.25    | 2.8     | 1.1     | 4.0     | 8.0    | Q1            |
| LMK6DA16113AADLFR | VSON         | DLF             | 6    | 3000 | 180.0              | 8.4                | 2.25    | 2.8     | 1.1     | 4.0     | 8.0    | Q1            |
| LMK6DA20000ADLER  | VSON         | DLE             | 6    | 3000 | 330.0              | 12.4               | 2.8     | 3.5     | 1.2     | 4.0     | 12.0   | Q1            |
| LMK6DA20000ADLFR  | VSON         | DLF             | 6    | 3000 | 180.0              | 8.4                | 2.25    | 2.8     | 1.1     | 4.0     | 8.0    | Q1            |
| LMK6DA31250ADLFR  | VSON         | DLF             | 6    | 3000 | 180.0              | 8.4                | 2.25    | 2.8     | 1.1     | 4.0     | 8.0    | Q1            |
| LMK6DA40000ADLFR  | VSON         | DLF             | 6    | 3000 | 180.0              | 8.4                | 2.25    | 2.8     | 1.1     | 4.0     | 8.0    | Q1            |
| LMK6DE026000ADLFR | VSON         | DLF             | 6    | 3000 | 180.0              | 8.4                | 2.25    | 2.8     | 1.1     | 4.0     | 8.0    | Q1            |
| LMK6DE050000ADLER | VSON         | DLE             | 6    | 3000 | 330.0              | 12.4               | 2.8     | 3.5     | 1.2     | 4.0     | 12.0   | Q1            |
| LMK6DE133330ADLER | VSON         | DLE             | 6    | 3000 | 330.0              | 12.4               | 2.8     | 3.5     | 1.2     | 4.0     | 12.0   | Q1            |
| LMK6DE156250BDLER | VSON         | DLE             | 6    | 3000 | 330.0              | 12.4               | 2.8     | 3.5     | 1.2     | 4.0     | 12.0   | Q1            |
| LMK6DE322265ADLFR | VSON         | DLF             | 6    | 3000 | 180.0              | 8.4                | 2.25    | 2.8     | 1.1     | 4.0     | 8.0    | Q1            |
| LMK6DE400000BDLER | VSON         | DLE             | 6    | 3000 | 330.0              | 12.4               | 2.8     | 3.5     | 1.2     | 4.0     | 12.0   | Q1            |
| LMK6HA10000ADLER  | VSON         | DLE             | 6    | 3000 | 330.0              | 12.4               | 2.8     | 3.5     | 1.2     | 4.0     | 12.0   | Q1            |
| LMK6HA10000ADLFR  | VSON         | DLF             | 6    | 3000 | 180.0              | 8.4                | 2.25    | 2.8     | 1.1     | 4.0     | 8.0    | Q1            |
| LMK6HA10000BDLFR  | VSON         | DLF             | 6    | 3000 | 180.0              | 8.4                | 2.25    | 2.8     | 1.1     | 4.0     | 8.0    | Q1            |
| LMK6HA15625ADLER  | VSON         | DLE             | 6    | 3000 | 330.0              | 12.4               | 2.8     | 3.5     | 1.2     | 4.0     | 12.0   | Q1            |
| LMK6HA40000ADLER  | VSON         | DLE             | 6    | 3000 | 330.0              | 12.4               | 2.8     | 3.5     | 1.2     | 4.0     | 12.0   | Q1            |
| LMK6HE025000ADLER | VSON         | DLE             | 6    | 3000 | 330.0              | 12.4               | 2.8     | 3.5     | 1.2     | 4.0     | 12.0   | Q1            |
| LMK6HE100000ADLER | VSON         | DLE             | 6    | 3000 | 330.0              | 12.4               | 2.8     | 3.5     | 1.2     | 4.0     | 12.0   | Q1            |
| LMK6HE156250BDLFR | VSON         | DLF             | 6    | 3000 | 180.0              | 8.4                | 2.25    | 2.8     | 1.1     | 4.0     | 8.0    | Q1            |
| LMK6HE400000BDLER | VSON         | DLE             | 6    | 3000 | 330.0              | 12.4               | 2.8     | 3.5     | 1.2     | 4.0     | 12.0   | Q1            |
| LMK6HE40000ADLFR  | VSON         | DLF             | 6    | 3000 | 180.0              | 8.4                | 2.25    | 2.8     | 1.1     | 4.0     | 8.0    | Q1            |
| LMK6PA15625ADLER  | VSON         | DLE             | 6    | 3000 | 330.0              | 12.4               | 2.8     | 3.5     | 1.2     | 4.0     | 12.0   | Q1            |
| LMK6PA15625ADLFR  | VSON         | DLF             | 6    | 3000 | 180.0              | 8.4                | 2.25    | 2.8     | 1.1     | 4.0     | 8.0    | Q1            |
| LMK6PE025000ADLER | VSON         | DLE             | 6    | 3000 | 330.0              | 12.4               | 2.8     | 3.5     | 1.2     | 4.0     | 12.0   | Q1            |
| LMK6PE025000BDLFR | VSON         | DLF             | 6    | 3000 | 180.0              | 8.4                | 2.25    | 2.8     | 1.1     | 4.0     | 8.0    | Q1            |
| LMK6PE050000ADLER | VSON         | DLE             | 6    | 3000 | 330.0              | 12.4               | 2.8     | 3.5     | 1.2     | 4.0     | 12.0   | Q1            |
| LMK6PE100000ADLER | VSON         | DLE             | 6    | 3000 | 330.0              | 12.4               | 2.8     | 3.5     | 1.2     | 4.0     | 12.0   | Q1            |
| LMK6PE150000ADLER | VSON         | DLE             | 6    | 3000 | 330.0              | 12.4               | 2.8     | 3.5     | 1.2     | 4.0     | 12.0   | Q1            |
| LMK6PE161132ADLER | VSON         | DLE             | 6    | 3000 | 330.0              | 12.4               | 2.8     | 3.5     | 1.2     | 4.0     | 12.0   | Q1            |



**TAPE AND REEL BOX DIMENSIONS**

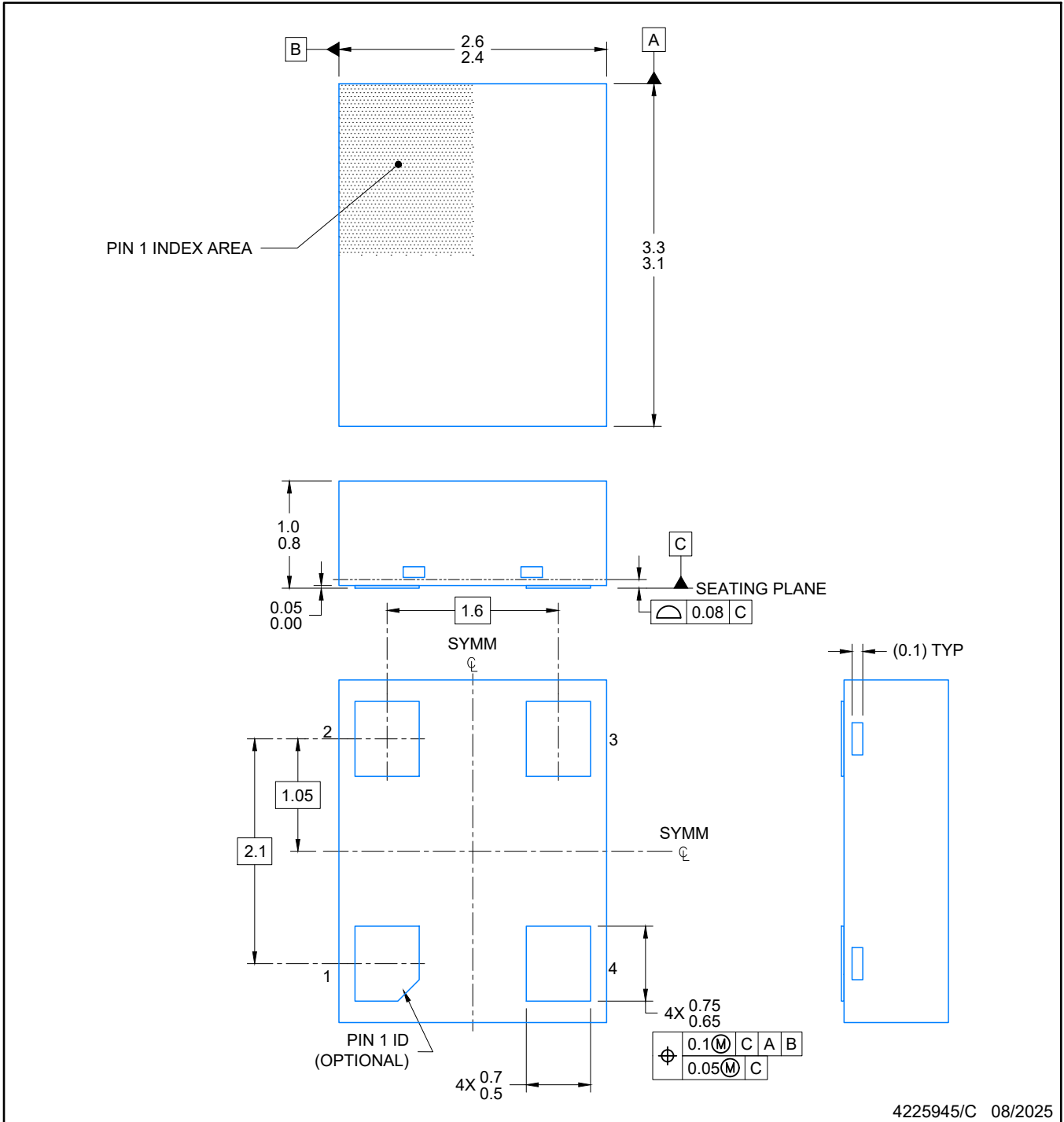

\*All dimensions are nominal

| Device            | Package Type | Package Drawing | Pins | SPQ  | Length (mm) | Width (mm) | Height (mm) |
|-------------------|--------------|-----------------|------|------|-------------|------------|-------------|
| LMK6CA026214DDLFR | VSON         | DLF             | 4    | 3000 | 182.0       | 182.0      | 20.0        |
| LMK6CA032768DDLFR | VSON         | DLF             | 4    | 3000 | 182.0       | 182.0      | 20.0        |
| LMK6CA048000CDLFR | VSON         | DLF             | 4    | 3000 | 182.0       | 182.0      | 20.0        |
| LMK6CE001000DDLFR | VSON         | DLE             | 4    | 3000 | 367.0       | 367.0      | 35.0        |
| LMK6CE001000DDLFR | VSON         | DLF             | 4    | 3000 | 182.0       | 182.0      | 20.0        |
| LMK6CE001200CDLFR | VSON         | DLF             | 4    | 3000 | 182.0       | 182.0      | 20.0        |
| LMK6CE008000CDLFR | VSON         | DLF             | 4    | 3000 | 182.0       | 182.0      | 20.0        |
| LMK6CE012288CDLFR | VSON         | DLF             | 4    | 3000 | 182.0       | 182.0      | 20.0        |
| LMK6CE016000CDLER | VSON         | DLE             | 4    | 3000 | 367.0       | 367.0      | 35.0        |
| LMK6CE019200CDLER | VSON         | DLE             | 4    | 3000 | 367.0       | 367.0      | 35.0        |
| LMK6CE02000CDLER  | VSON         | DLE             | 4    | 3000 | 367.0       | 367.0      | 35.0        |
| LMK6CE02000CDLFR  | VSON         | DLF             | 4    | 3000 | 182.0       | 182.0      | 20.0        |
| LMK6CE02400CDLER  | VSON         | DLE             | 4    | 3000 | 367.0       | 367.0      | 35.0        |
| LMK6CE02400CDLFR  | VSON         | DLF             | 4    | 3000 | 182.0       | 182.0      | 20.0        |
| LMK6CE024576CDLFR | VSON         | DLF             | 4    | 3000 | 182.0       | 182.0      | 20.0        |
| LMK6CE02500CDLER  | VSON         | DLE             | 4    | 3000 | 367.0       | 367.0      | 35.0        |
| LMK6CE02500CDLFR  | VSON         | DLF             | 4    | 3000 | 182.0       | 182.0      | 20.0        |
| LMK6CE02500DDLFR  | VSON         | DLE             | 4    | 3000 | 367.0       | 367.0      | 35.0        |



| Device            | Package Type | Package Drawing | Pins | SPQ  | Length (mm) | Width (mm) | Height (mm) |
|-------------------|--------------|-----------------|------|------|-------------|------------|-------------|
| LMK6CE02500DDLFR  | VSON         | DLF             | 4    | 3000 | 182.0       | 182.0      | 20.0        |
| LMK6CE027000CDLER | VSON         | DLE             | 4    | 3000 | 367.0       | 367.0      | 35.0        |
| LMK6CE027000CDLFR | VSON         | DLF             | 4    | 3000 | 182.0       | 182.0      | 20.0        |
| LMK6CE028125CDLFR | VSON         | DLF             | 4    | 3000 | 182.0       | 182.0      | 20.0        |
| LMK6CE030000CDLFR | VSON         | DLF             | 4    | 3000 | 182.0       | 182.0      | 20.0        |
| LMK6CE033333DDLFR | VSON         | DLF             | 4    | 3000 | 182.0       | 182.0      | 20.0        |
| LMK6CE033333ADLER | VSON         | DLE             | 4    | 3000 | 367.0       | 367.0      | 35.0        |
| LMK6CE033333CDLER | VSON         | DLE             | 4    | 3000 | 346.0       | 346.0      | 33.0        |
| LMK6CE033550CDLER | VSON         | DLE             | 4    | 3000 | 367.0       | 367.0      | 35.0        |
| LMK6CE040000CDLFR | VSON         | DLF             | 4    | 3000 | 182.0       | 182.0      | 20.0        |
| LMK6CE048000CDLER | VSON         | DLE             | 4    | 3000 | 367.0       | 367.0      | 35.0        |
| LMK6CE048000CDLFR | VSON         | DLF             | 4    | 3000 | 182.0       | 182.0      | 20.0        |
| LMK6CE04800DDLFR  | VSON         | DLF             | 4    | 3000 | 182.0       | 182.0      | 20.0        |
| LMK6CE049152CDLFR | VSON         | DLF             | 4    | 3000 | 182.0       | 182.0      | 20.0        |
| LMK6CE050000DDLFR | VSON         | DLF             | 4    | 3000 | 182.0       | 182.0      | 20.0        |
| LMK6CE050000CDLER | VSON         | DLE             | 4    | 3000 | 367.0       | 367.0      | 35.0        |
| LMK6CE050000CDLFR | VSON         | DLF             | 4    | 3000 | 182.0       | 182.0      | 20.0        |
| LMK6CE05000DDLER  | VSON         | DLE             | 4    | 3000 | 367.0       | 367.0      | 35.0        |
| LMK6CE05000DDLFR  | VSON         | DLF             | 4    | 3000 | 182.0       | 182.0      | 20.0        |
| LMK6CE066666CDLER | VSON         | DLE             | 4    | 3000 | 367.0       | 367.0      | 35.0        |
| LMK6CE07425DDLFR  | VSON         | DLF             | 4    | 3000 | 182.0       | 182.0      | 20.0        |
| LMK6CE10000CDLER  | VSON         | DLE             | 4    | 3000 | 367.0       | 367.0      | 35.0        |
| LMK6CE10000CDLFR  | VSON         | DLF             | 4    | 3000 | 182.0       | 182.0      | 20.0        |
| LMK6CE10000DDLER  | VSON         | DLE             | 4    | 3000 | 367.0       | 367.0      | 35.0        |
| LMK6CE10000DDLFR  | VSON         | DLF             | 4    | 3000 | 182.0       | 182.0      | 20.0        |
| LMK6CE10800DDLFR  | VSON         | DLF             | 4    | 3000 | 182.0       | 182.0      | 20.0        |
| LMK6CE125000DDLER | VSON         | DLE             | 4    | 3000 | 367.0       | 367.0      | 35.0        |
| LMK6CE125000CDLER | VSON         | DLE             | 4    | 3000 | 367.0       | 367.0      | 35.0        |
| LMK6CE15625DDLFR  | VSON         | DLF             | 4    | 3000 | 182.0       | 182.0      | 20.0        |
| LMK6DA02500ADLFR  | VSON         | DLF             | 6    | 3000 | 182.0       | 182.0      | 20.0        |
| LMK6DA05184ADLER  | VSON         | DLE             | 6    | 3000 | 346.0       | 346.0      | 33.0        |
| LMK6DA10000ADLER  | VSON         | DLE             | 6    | 3000 | 367.0       | 367.0      | 35.0        |
| LMK6DA10000ADLFR  | VSON         | DLF             | 6    | 3000 | 182.0       | 182.0      | 20.0        |
| LMK6DA12288ADLER  | VSON         | DLE             | 6    | 3000 | 346.0       | 346.0      | 33.0        |
| LMK6DA12288ADLFR  | VSON         | DLF             | 6    | 3000 | 182.0       | 182.0      | 20.0        |
| LMK6DA125000ADLER | VSON         | DLE             | 6    | 3000 | 367.0       | 367.0      | 35.0        |
| LMK6DA125000ADLFR | VSON         | DLF             | 6    | 3000 | 182.0       | 182.0      | 20.0        |
| LMK6DA14850ADLFR  | VSON         | DLF             | 6    | 3000 | 182.0       | 182.0      | 20.0        |
| LMK6DA15552ADLER  | VSON         | DLE             | 6    | 3000 | 346.0       | 346.0      | 33.0        |
| LMK6DA15625ADLER  | VSON         | DLE             | 6    | 3000 | 367.0       | 367.0      | 35.0        |
| LMK6DA15625ADLFR  | VSON         | DLF             | 6    | 3000 | 182.0       | 182.0      | 20.0        |
| LMK6DA16113AADLFR | VSON         | DLF             | 6    | 3000 | 182.0       | 182.0      | 20.0        |
| LMK6DA20000ADLER  | VSON         | DLE             | 6    | 3000 | 346.0       | 346.0      | 33.0        |

| Device            | Package Type | Package Drawing | Pins | SPQ  | Length (mm) | Width (mm) | Height (mm) |
|-------------------|--------------|-----------------|------|------|-------------|------------|-------------|
| LMK6DA20000ADLFR  | VSON         | DLF             | 6    | 3000 | 182.0       | 182.0      | 20.0        |
| LMK6DA31250ADLFR  | VSON         | DLF             | 6    | 3000 | 182.0       | 182.0      | 20.0        |
| LMK6DA40000ADLFR  | VSON         | DLF             | 6    | 3000 | 182.0       | 182.0      | 20.0        |
| LMK6DE026000ADLFR | VSON         | DLF             | 6    | 3000 | 182.0       | 182.0      | 20.0        |
| LMK6DE050000ADLER | VSON         | DLE             | 6    | 3000 | 367.0       | 367.0      | 35.0        |
| LMK6DE133330ADLER | VSON         | DLE             | 6    | 3000 | 367.0       | 367.0      | 35.0        |
| LMK6DE156250BDLER | VSON         | DLE             | 6    | 3000 | 367.0       | 367.0      | 35.0        |
| LMK6DE322265ADLFR | VSON         | DLF             | 6    | 3000 | 182.0       | 182.0      | 20.0        |
| LMK6DE400000BDLER | VSON         | DLE             | 6    | 3000 | 367.0       | 367.0      | 35.0        |
| LMK6HA10000ADLER  | VSON         | DLE             | 6    | 3000 | 346.0       | 346.0      | 33.0        |
| LMK6HA10000ADLFR  | VSON         | DLF             | 6    | 3000 | 182.0       | 182.0      | 20.0        |
| LMK6HA10000BDLFR  | VSON         | DLF             | 6    | 3000 | 182.0       | 182.0      | 20.0        |
| LMK6HA15625ADLER  | VSON         | DLE             | 6    | 3000 | 367.0       | 367.0      | 35.0        |
| LMK6HA40000ADLER  | VSON         | DLE             | 6    | 3000 | 367.0       | 367.0      | 35.0        |
| LMK6HE025000ADLER | VSON         | DLE             | 6    | 3000 | 367.0       | 367.0      | 35.0        |
| LMK6HE100000ADLER | VSON         | DLE             | 6    | 3000 | 367.0       | 367.0      | 35.0        |
| LMK6HE156250BDLFR | VSON         | DLF             | 6    | 3000 | 182.0       | 182.0      | 20.0        |
| LMK6HE400000BDLER | VSON         | DLE             | 6    | 3000 | 367.0       | 367.0      | 35.0        |
| LMK6HE40000ADLFR  | VSON         | DLF             | 6    | 3000 | 182.0       | 182.0      | 20.0        |
| LMK6PA15625ADLER  | VSON         | DLE             | 6    | 3000 | 346.0       | 346.0      | 33.0        |
| LMK6PA15625ADLFR  | VSON         | DLF             | 6    | 3000 | 182.0       | 182.0      | 20.0        |
| LMK6PE025000ADLER | VSON         | DLE             | 6    | 3000 | 367.0       | 367.0      | 35.0        |
| LMK6PE025000BDLFR | VSON         | DLF             | 6    | 3000 | 182.0       | 182.0      | 20.0        |
| LMK6PE050000ADLER | VSON         | DLE             | 6    | 3000 | 367.0       | 367.0      | 35.0        |
| LMK6PE100000ADLER | VSON         | DLE             | 6    | 3000 | 367.0       | 367.0      | 35.0        |
| LMK6PE150000ADLER | VSON         | DLE             | 6    | 3000 | 367.0       | 367.0      | 35.0        |
| LMK6PE161132ADLER | VSON         | DLE             | 6    | 3000 | 367.0       | 367.0      | 35.0        |



NOTES:

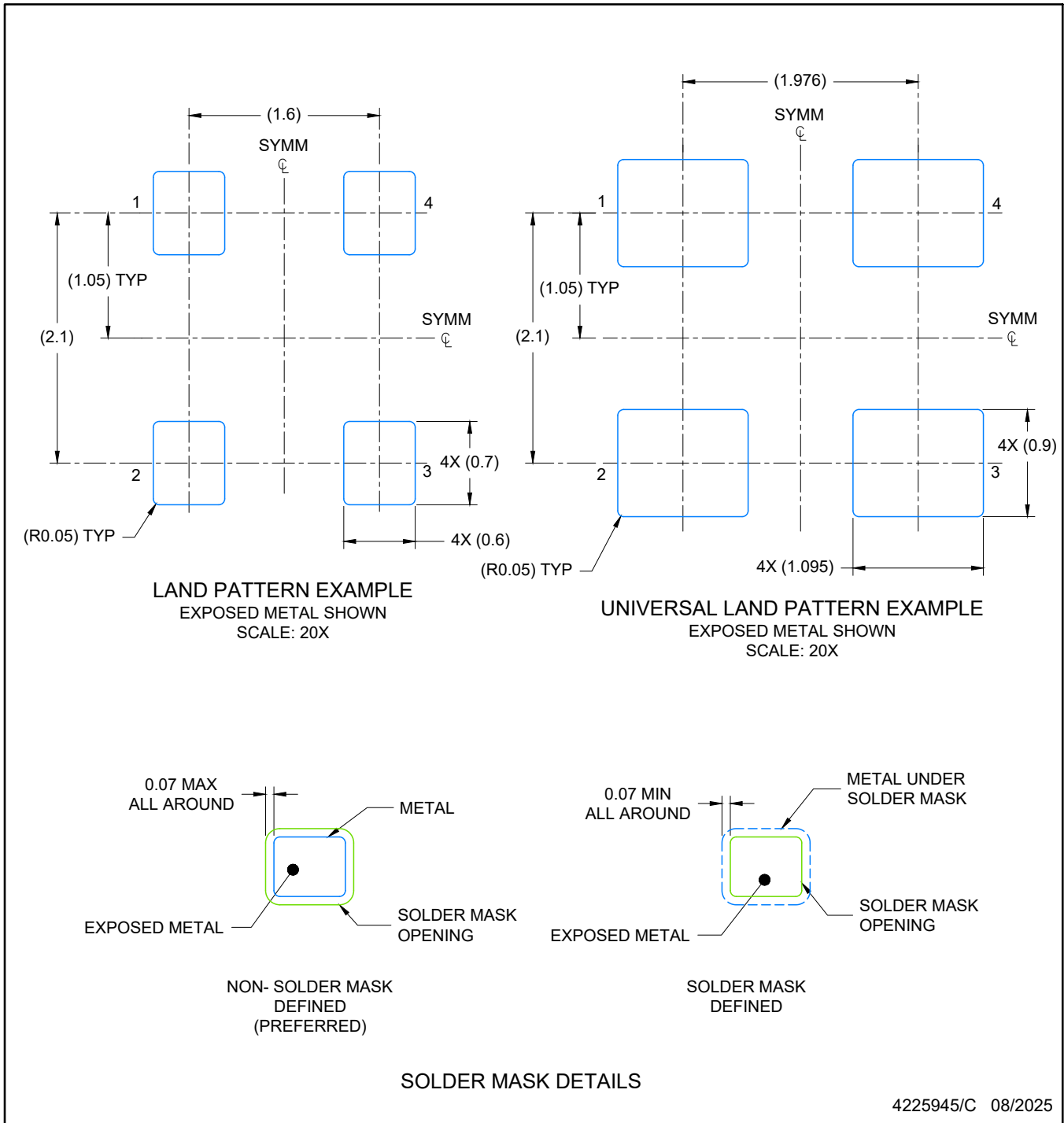
1. All linear dimensions are in millimeters. Any dimensions in parenthesis are for reference only. Dimensioning and tolerancing per ASME Y14.5M.
2. This drawing is subject to change without notice.

# EXAMPLE BOARD LAYOUT

VSON - 1 mm max height

DLE0004A

PLASTIC QUAD FLAT PACK-NO LEAD



NOTES: (continued)

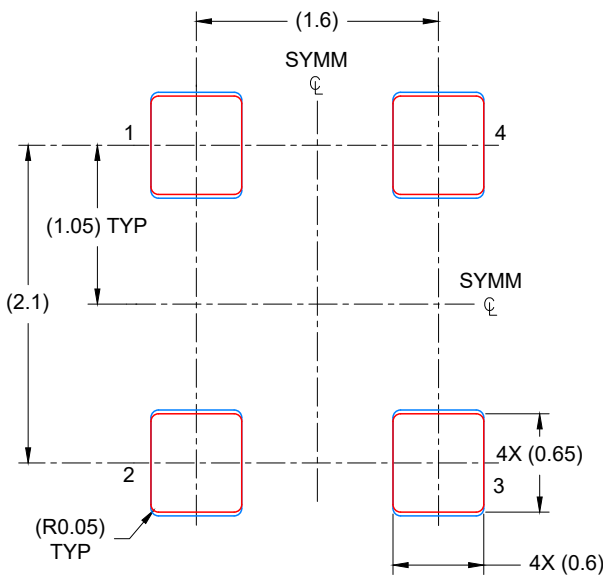
- For more information, see Texas Instruments literature number SLUA271 ([www.ti.com/lit/slua271](http://www.ti.com/lit/slua271)).

# EXAMPLE STENCIL DESIGN

## VSON - 1 mm max height

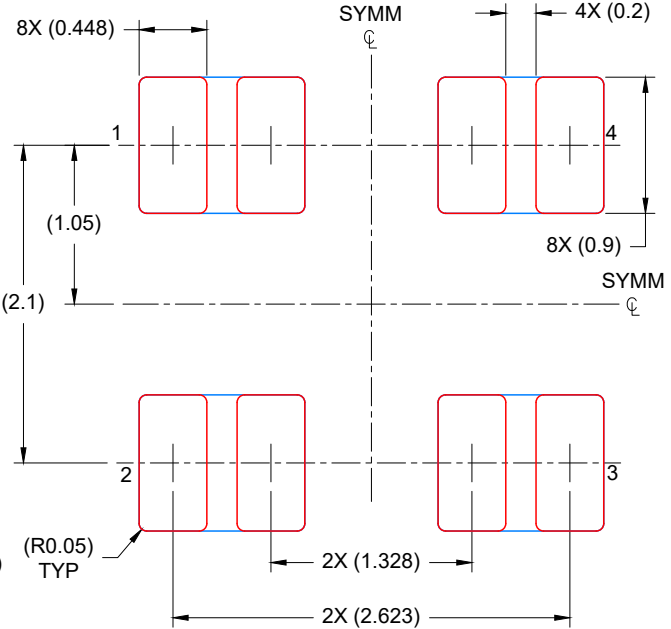
DLE0004A

PLASTIC QUAD FLAT PACK-NO LEAD



**SOLDER PASTE EXAMPLE**  
BASED ON 0.125 mm THICK STENCIL

PRINTED SOLDER COVERAGE BY AREA UNDER PACKAGE  
ALL PADS: 93%  
SCALE: 20X



**UNIVERSAL SOLDER PASTE EXAMPLE**  
BASED ON 0.125 mm THICK STENCIL

PRINTED SOLDER COVERAGE BY AREA UNDER PACKAGE  
ALL PADS: 82%  
SCALE: 20X

4225945/C 08/2025

NOTES: (continued)

4. Laser cutting apertures with trapezoidal walls and rounded corners may offer better paste release. IPC-7525 may have alternate design recommendations.

## GENERIC PACKAGE VIEW


**DLF 6**

**VSON - 1 mm max height**

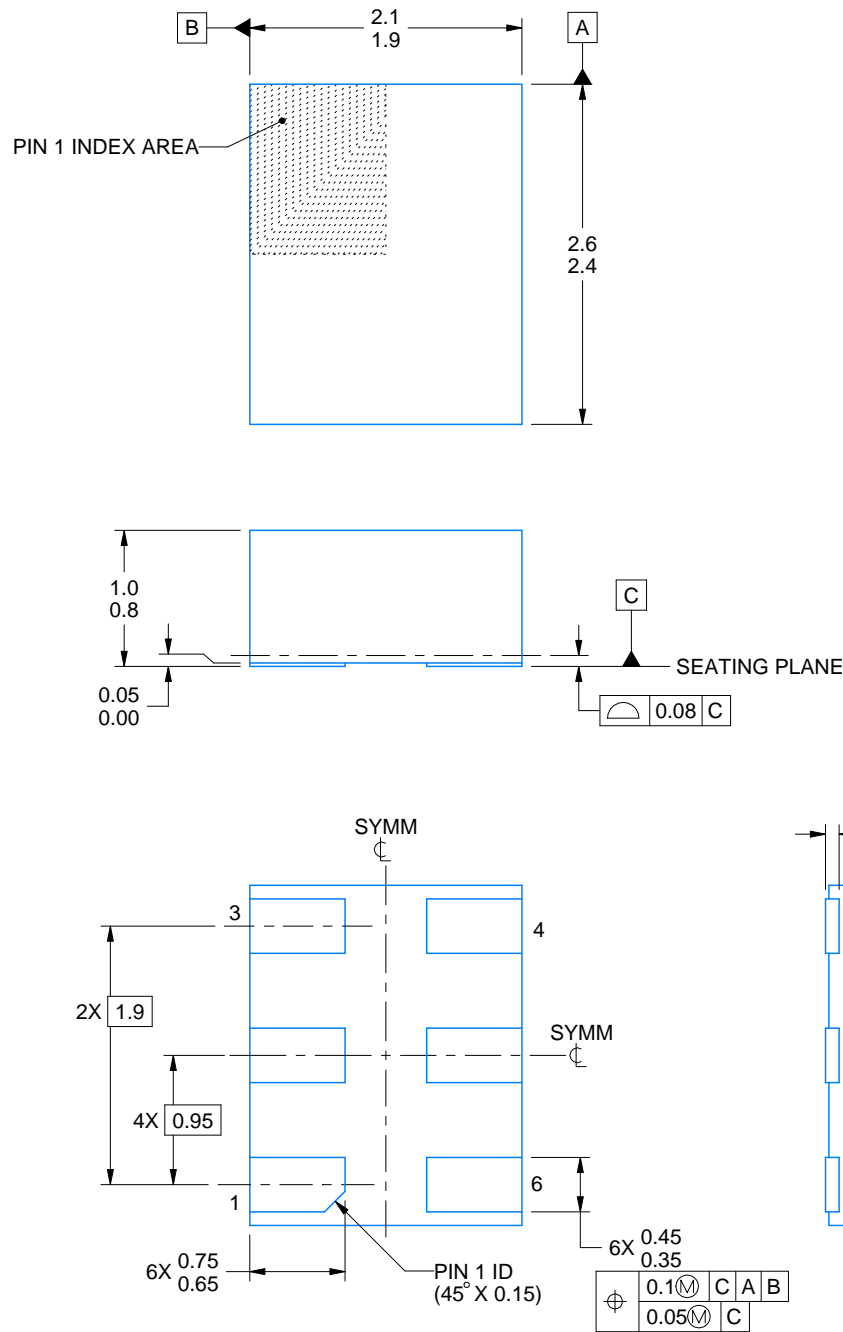

2 x 2.5, multiple pitch

PLASTIC SMALL OUTLINE - NO LEAD

This image is a representation of the package family, actual package may vary.  
Refer to the product data sheet for package details.



4229715/A



4229693/B 12/2023

**NOTES:**

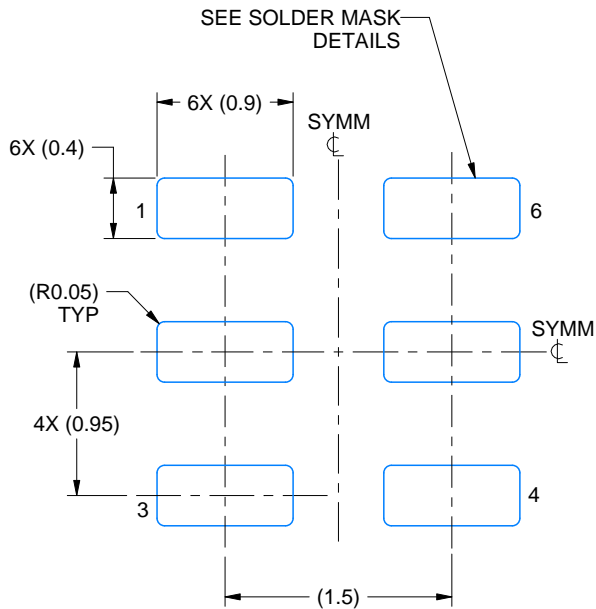
1. All linear dimensions are in millimeters. Any dimensions in parenthesis are for reference only. Dimensioning and tolerancing per ASME Y14.5M.
2. This drawing is subject to change without notice.

# EXAMPLE BOARD LAYOUT

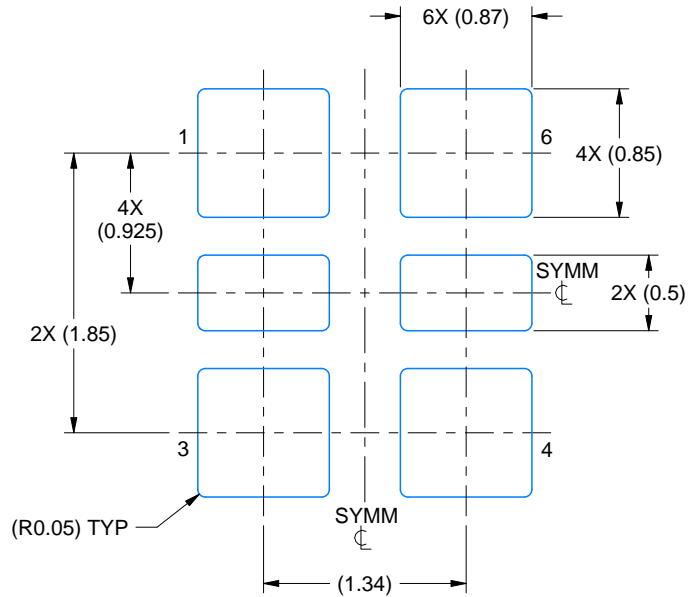
**DLF0006B**

**VSON - 1 mm max height**

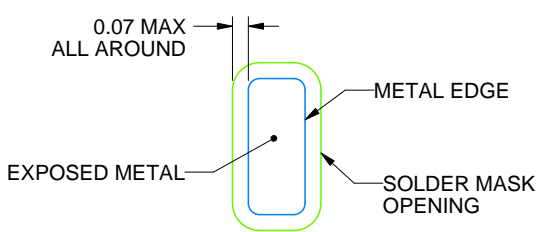
PLASTIC SMALL OUTLINE - NO LEAD



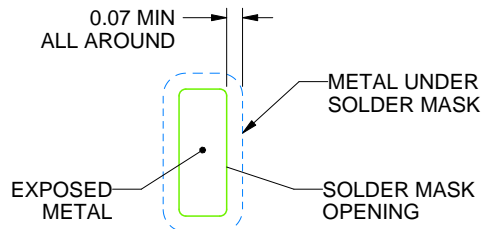
**LAND PATTERN EXAMPLE**  
EXPOSED METAL SHOWN  
SCALE: 20X



**UNIVERSAL LAND PATTERN EXAMPLE**  
EXPOSED METAL SHOWN  
SCALE: 20X



**NON SOLDER MASK DEFINED (PREFERRED)**



**SOLDER MASK DEFINED**

**SOLDER MASK DETAILS**

4229693/B 12/2023

NOTES: (continued)

3. For more information, see Texas Instruments literature number SLUA271 ([www.ti.com/lit/slua271](http://www.ti.com/lit/slua271)).

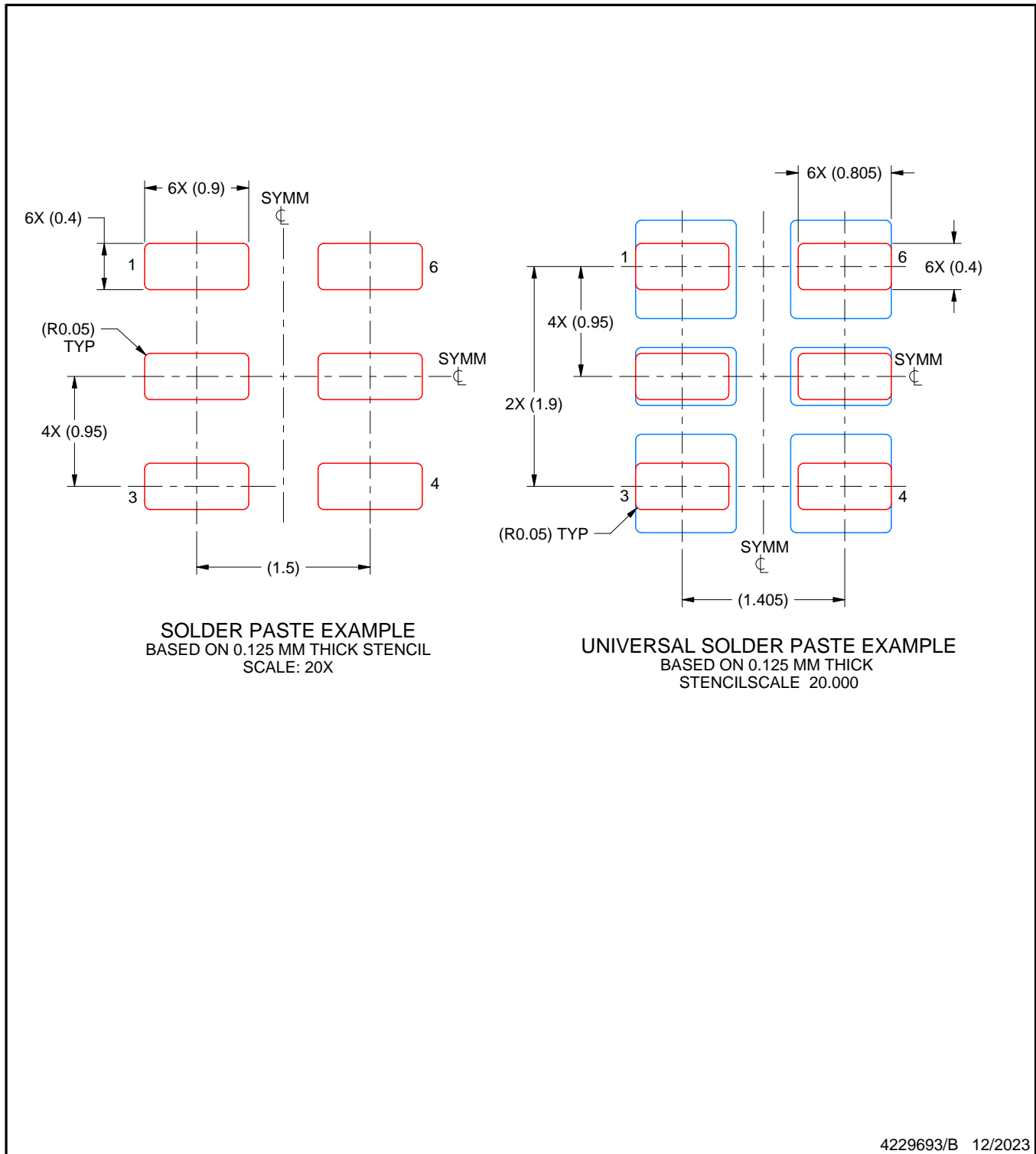


# EXAMPLE STENCIL DESIGN

DLF0006B

VSON - 1 mm max height

PLASTIC SMALL OUTLINE - NO LEAD



4229693/B 12/2023

NOTES: (continued)

4. Laser cutting apertures with trapezoidal walls and rounded corners may offer better paste release. IPC-7525 may have alternate design recommendations.

## GENERIC PACKAGE VIEW


**DLF 4**

**VSON - 1 mm max height**

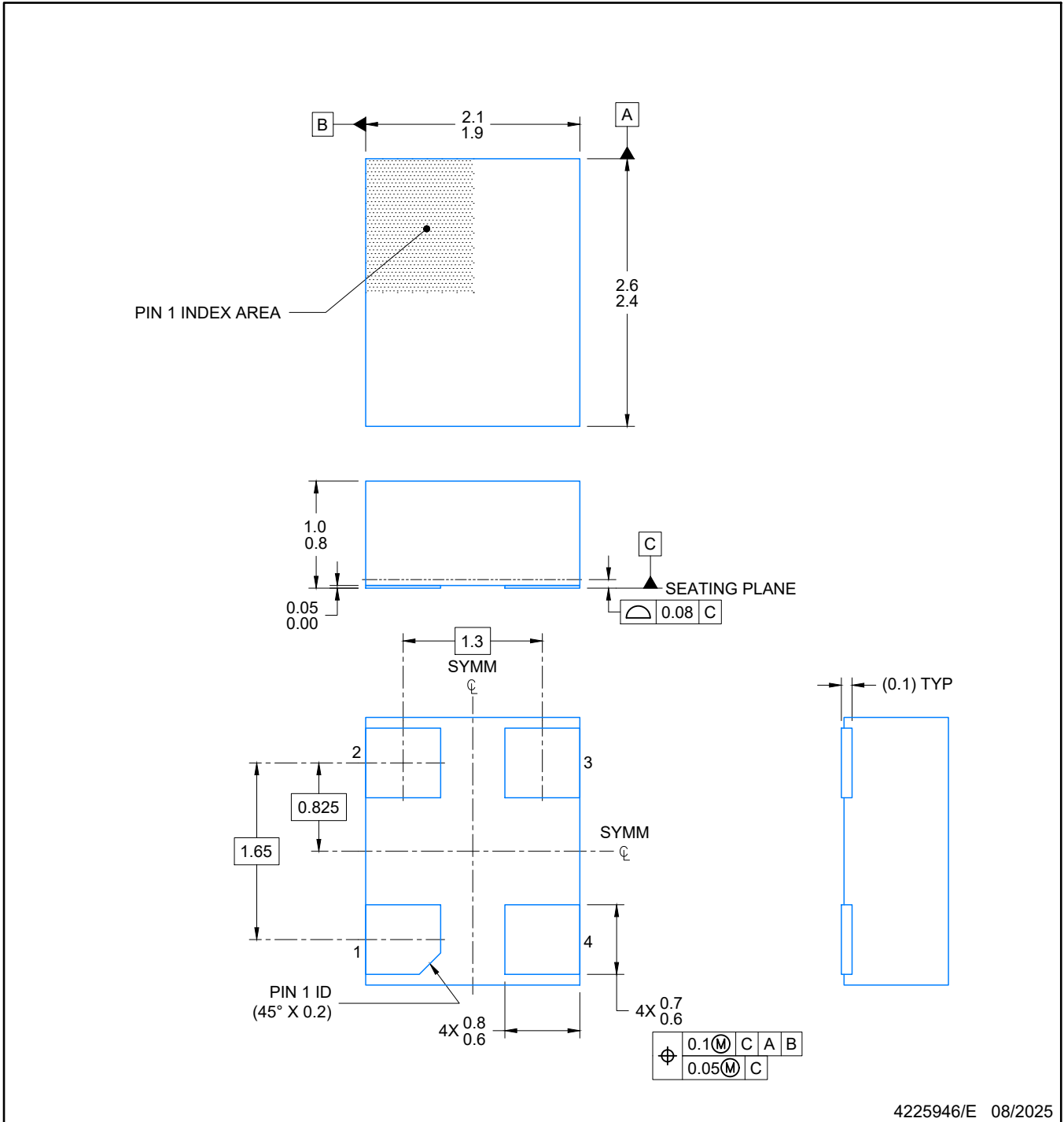
2 x 2.5, 1.65 mm pitch

PLASTIC QUAD FLAT PACK-NO LEAD

This image is a representation of the package family, actual package may vary.  
Refer to the product data sheet for package details.



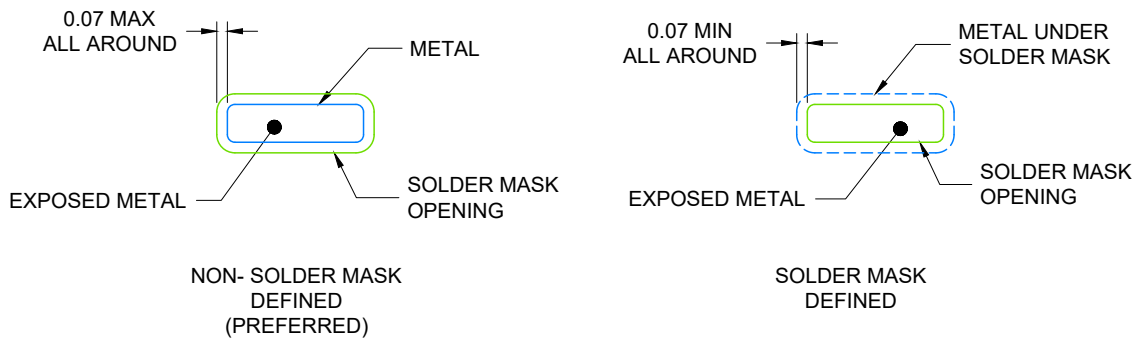
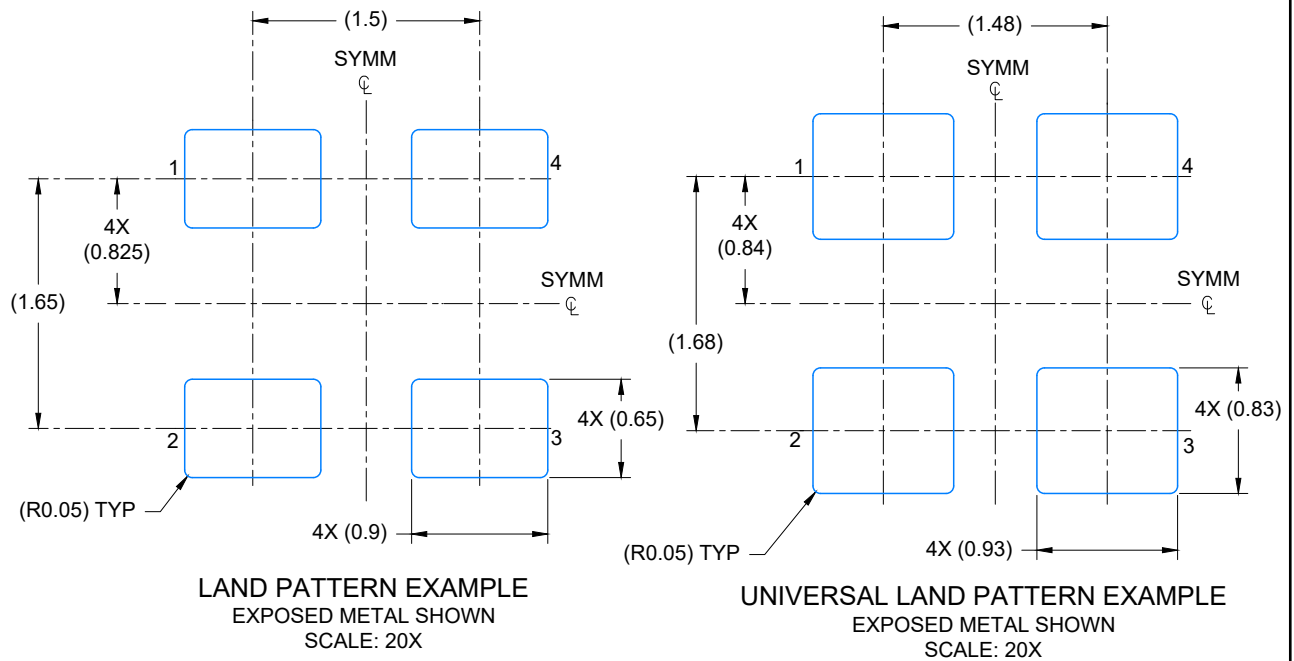
4231598/A



4225946/E 08/2025

NOTES:

1. All linear dimensions are in millimeters. Any dimensions in parenthesis are for reference only. Dimensioning and tolerancing per ASME Y14.5M.
2. This drawing is subject to change without notice.



**SOLDER MASK DETAILS**

4225946/E 08/2025

NOTES: (continued)

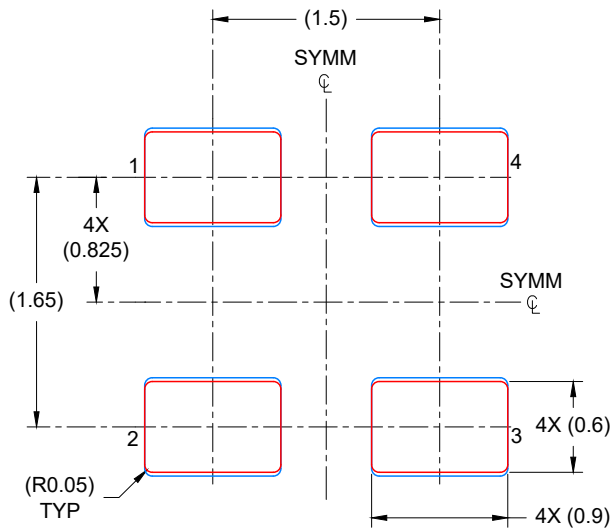
- For more information, see Texas Instruments literature number SLUA271 ([www.ti.com/lit/slua271](http://www.ti.com/lit/slua271)) .

# EXAMPLE STENCIL DESIGN

## VSON - 1 mm max height

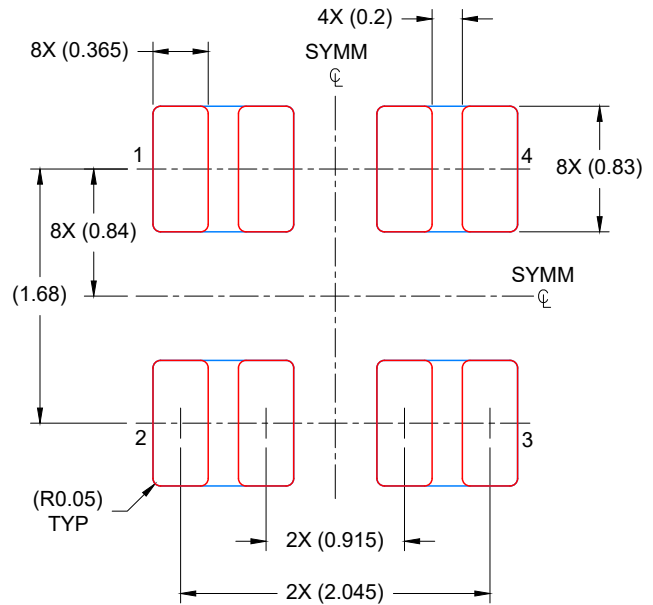
### DLF0004A

PLASTIC QUAD FLAT PACK-NO LEAD



**SOLDER PASTE EXAMPLE**  
BASED ON 0.125 mm THICK STENCIL

PRINTED SOLDER COVERAGE BY AREA UNDER PACKAGE  
ALL PADS: 92%  
SCALE: 20X



**UNIVERSAL SOLDER PASTE EXAMPLE**  
BASED ON 0.125 mm THICK STENCIL

PRINTED SOLDER COVERAGE BY AREA UNDER PACKAGE  
ALL PADS: 78%  
SCALE: 20X

4225946/E 08/2025

NOTES: (continued)

4. Laser cutting apertures with trapezoidal walls and rounded corners may offer better paste release. IPC-7525 may have alternate design recommendations.

## GENERIC PACKAGE VIEW


**DLE 6**

**VSON - 1 mm max height**

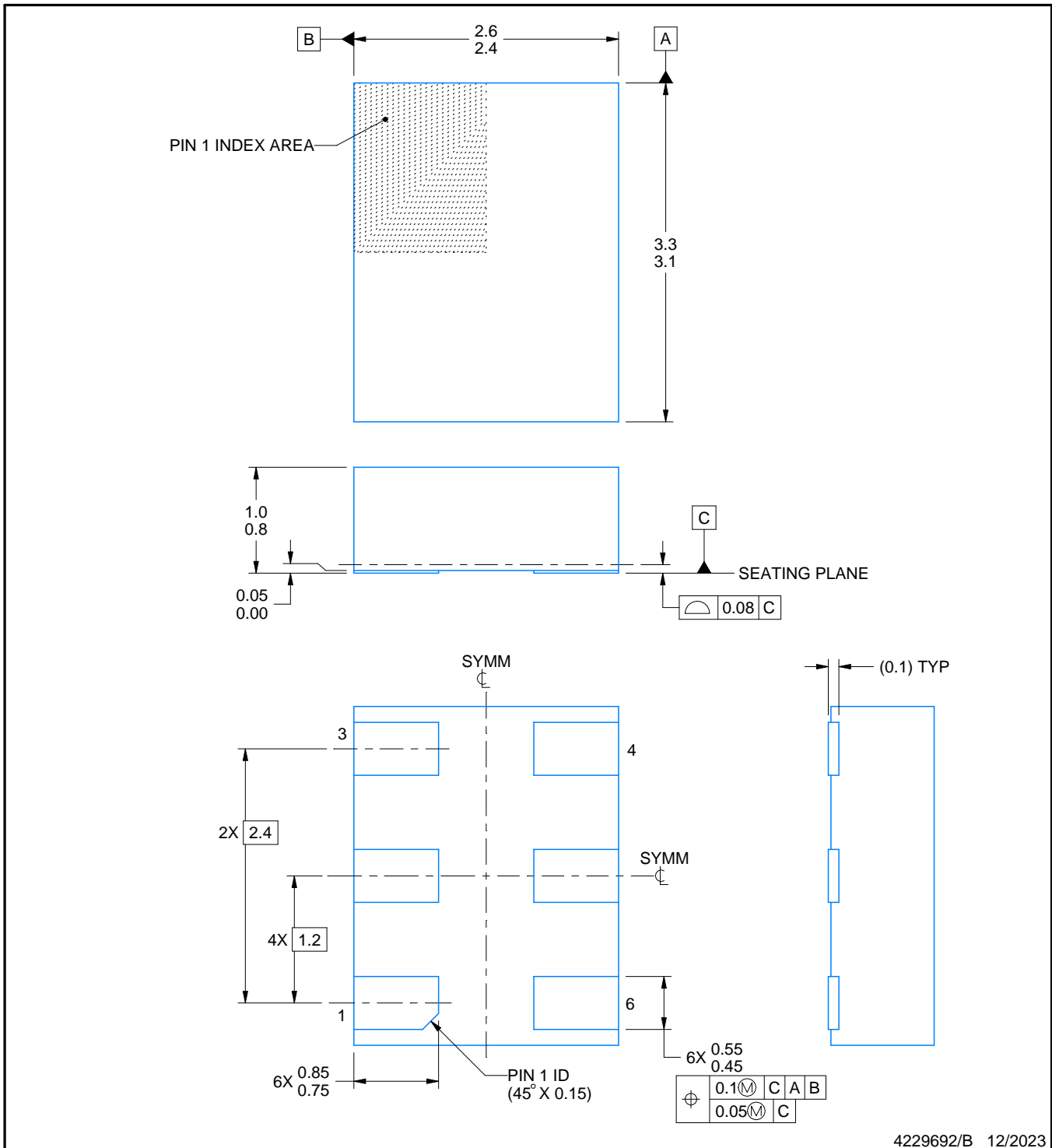

2.5 x 3.2, multiple pitch

PLASTIC SMALL OUTLINE - NO LEAD

This image is a representation of the package family, actual package may vary.  
Refer to the product data sheet for package details.



4229714/A



NOTES:

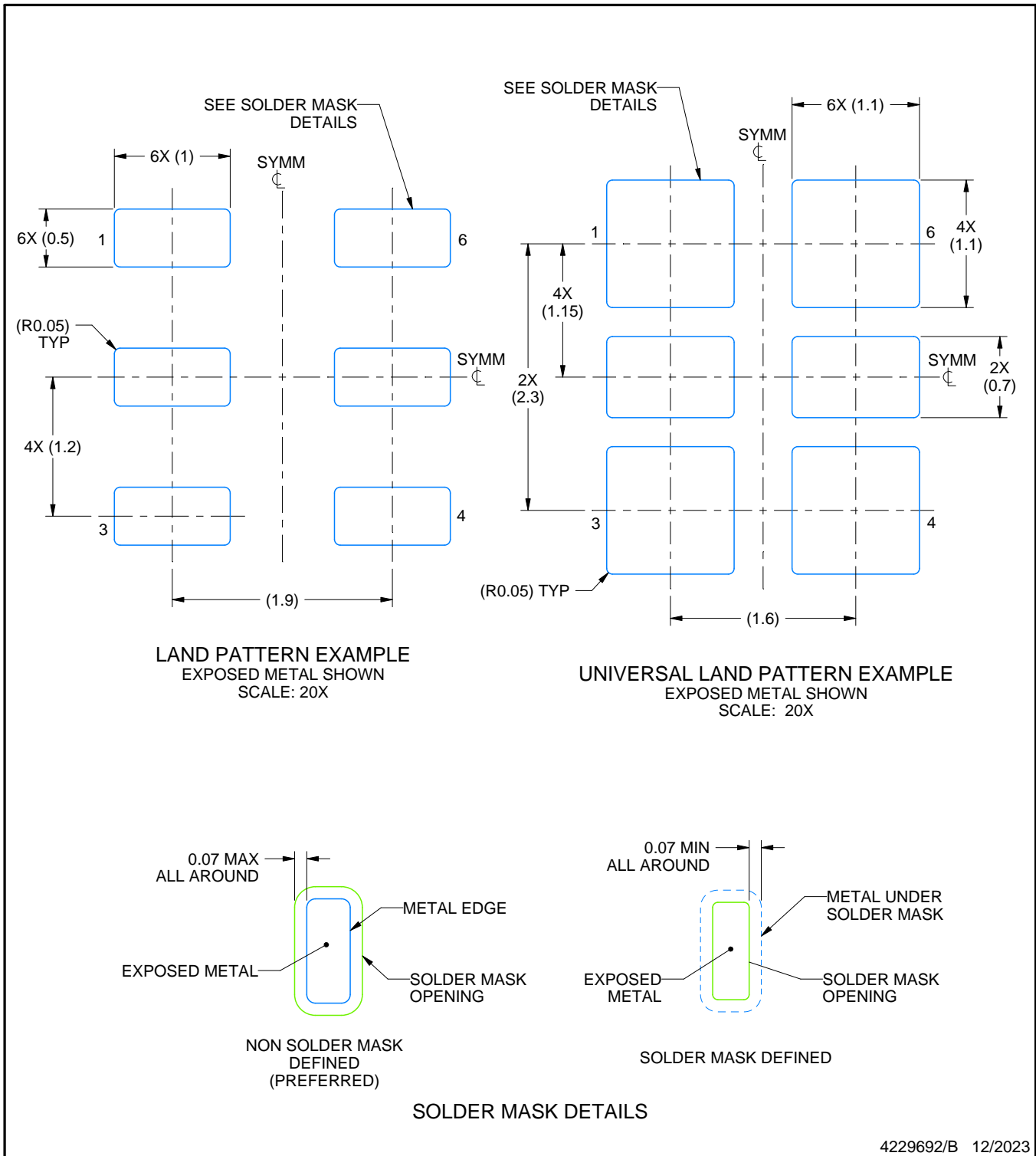
1. All linear dimensions are in millimeters. Any dimensions in parenthesis are for reference only. Dimensioning and tolerancing per ASME Y14.5M.
2. This drawing is subject to change without notice.

# EXAMPLE BOARD LAYOUT

**DLE0006B**

**VSON - 1 mm max height**

PLASTIC SMALL OUTLINE - NO LEAD



4229692/B 12/2023

NOTES: (continued)

3. For more information, see Texas Instruments literature number SLUA271 ([www.ti.com/lit/slua271](http://www.ti.com/lit/slua271)).

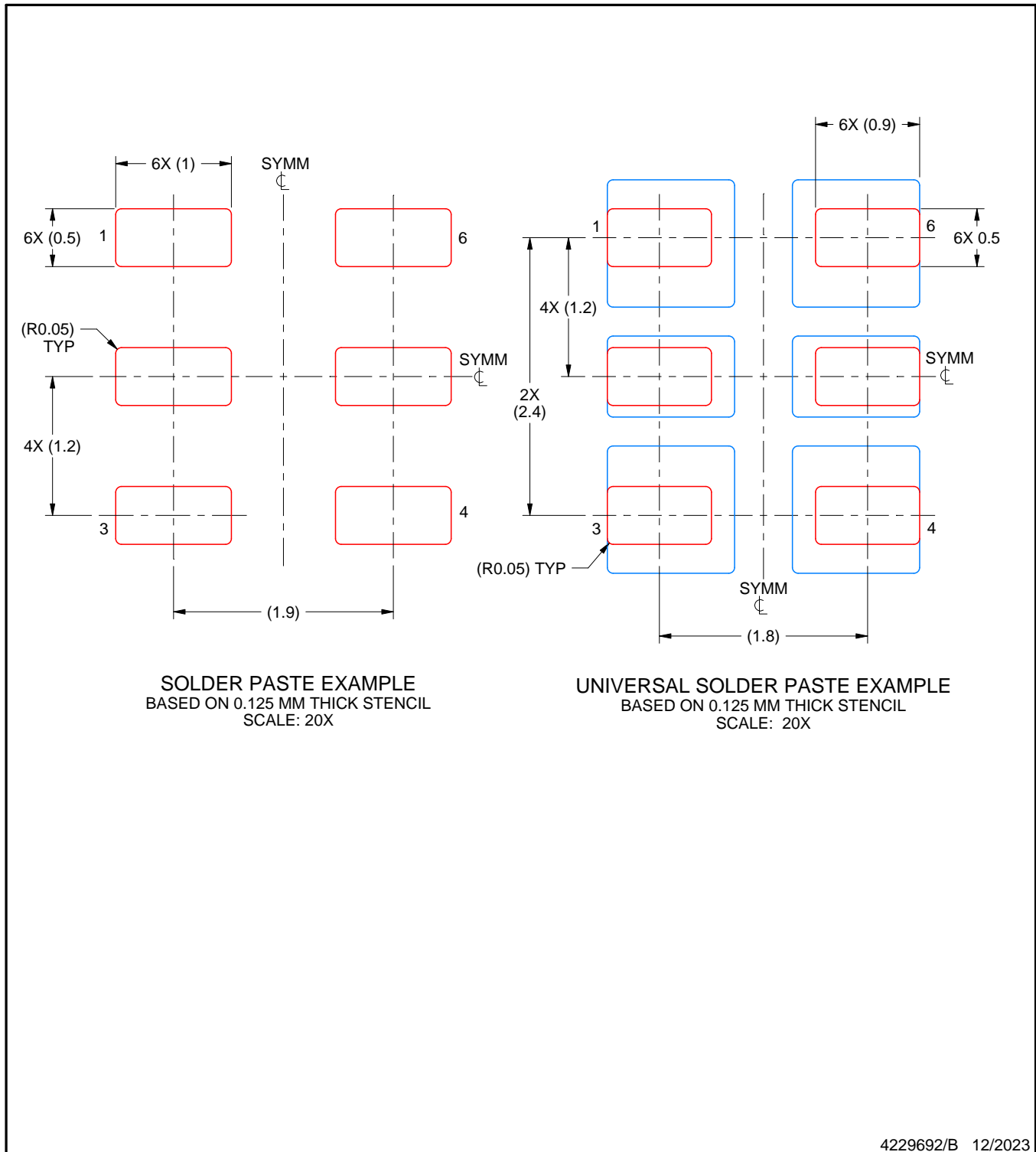


# EXAMPLE STENCIL DESIGN

DLE0006B

VSON - 1 mm max height

PLASTIC SMALL OUTLINE - NO LEAD



NOTES: (continued)

4. Laser cutting apertures with trapezoidal walls and rounded corners may offer better paste release. IPC-7525 may have alternate design recommendations.

## IMPORTANT NOTICE AND DISCLAIMER

TI PROVIDES TECHNICAL AND RELIABILITY DATA (INCLUDING DATASHEETS), DESIGN RESOURCES (INCLUDING REFERENCE DESIGNS), APPLICATION OR OTHER DESIGN ADVICE, WEB TOOLS, SAFETY INFORMATION, AND OTHER RESOURCES "AS IS" AND WITH ALL FAULTS, AND DISCLAIMS ALL WARRANTIES, EXPRESS AND IMPLIED, INCLUDING WITHOUT LIMITATION ANY IMPLIED WARRANTIES OF MERCHANTABILITY, FITNESS FOR A PARTICULAR PURPOSE OR NON-INFRINGEMENT OF THIRD PARTY INTELLECTUAL PROPERTY RIGHTS.

These resources are intended for skilled developers designing with TI products. You are solely responsible for (1) selecting the appropriate TI products for your application, (2) designing, validating and testing your application, and (3) ensuring your application meets applicable standards, and any other safety, security, regulatory or other requirements.

These resources are subject to change without notice. TI grants you permission to use these resources only for development of an application that uses the TI products described in the resource. Other reproduction and display of these resources is prohibited. No license is granted to any other TI intellectual property right or to any third party intellectual property right. TI disclaims responsibility for, and you fully indemnify TI and its representatives against any claims, damages, costs, losses, and liabilities arising out of your use of these resources.

TI's products are provided subject to [TI's Terms of Sale](#), [TI's General Quality Guidelines](#), or other applicable terms available either on [ti.com](http://ti.com) or provided in conjunction with such TI products. TI's provision of these resources does not expand or otherwise alter TI's applicable warranties or warranty disclaimers for TI products. Unless TI explicitly designates a product as custom or customer-specified, TI products are standard, catalog, general purpose devices.

TI objects to and rejects any additional or different terms you may propose.

Copyright © 2026, Texas Instruments Incorporated

Last updated 10/2025