

# TDA2P, DRA7xxP, AM574x Package Discontinued and Redesigned



## ABSTRACT

This document should be used in conjunction with the device data sheet and describes the updated package designator for the indicated devices.

## 1 Package Redesign Details

### Explanation

The TDA2P, DRA7xxP, and AM574x devices in the FCCSP package technology were redesigned using a FCBGA package. This FCBGA package offers datasheet-equivalent electrical and thermal performance – all specifications from the datasheet noted below apply. It is also footprint equivalent to the original package.

When referencing the device data sheet, use the new package designator in place of the discontinued package designator throughout the document.

See the following pages for the updated package drawings

**Table 1-1. Package Designator**

Old Package Designator	New Package Designator
ACD	APB
ABZ	AQF

### Reason for Discontinuance

Due to an equipment End-Of-Life notice from our substrate supplier, we are phasing out certain FCCSP packages and offering a Last Time Buy. These devices have now been converted to an FCBGA package.


### Devices Affected

The following table describes the devices affected, the old and new package designators, and references to the device data sheet.

Device	Discontinued Part Number	New Part Number <sup>(1)</sup>	Datasheet
DRA76P	DRA76xPx..xACDQ1	DRA76xPx..xAPBQ1	SPRS993
DRA77P	DRA77xPx..xACDQ1	DRA77xPx..xAPBQ1	SPRS993
TDA2P	TDA2Px..xACDQ1	TDA2Px..xAPBQ1	SPRS996
AM576x-ACD	AM576x..xACDx..	AM576x..xAPBx..	SPRS16
DRA74P-ABZ	DRA74xPx..xABZQ1	DRA74xPx..xAQFQ1	SPRS989
DRA75P-ABZ	DRA75xPx..xABZQ1	DRA75xPx..xAQFQ1	SPRS989
TDA2P-ABZ	TDA2Px..xABZQ1	TDA2Px..xAQFQ1	SPRS990
AM574x-ABZ	AM574x..xABZx..	AM574x..xAQFx..	SPRS982

(1) Note that TI is reducing the overall number of “New Part Numbers” that will be supported, so the old and new part numbers may not be an exact match. Refer to the datasheet “Package Option Addendum” for available part numbers or contact your TI representative to determine the appropriate New Part Number that should be used.

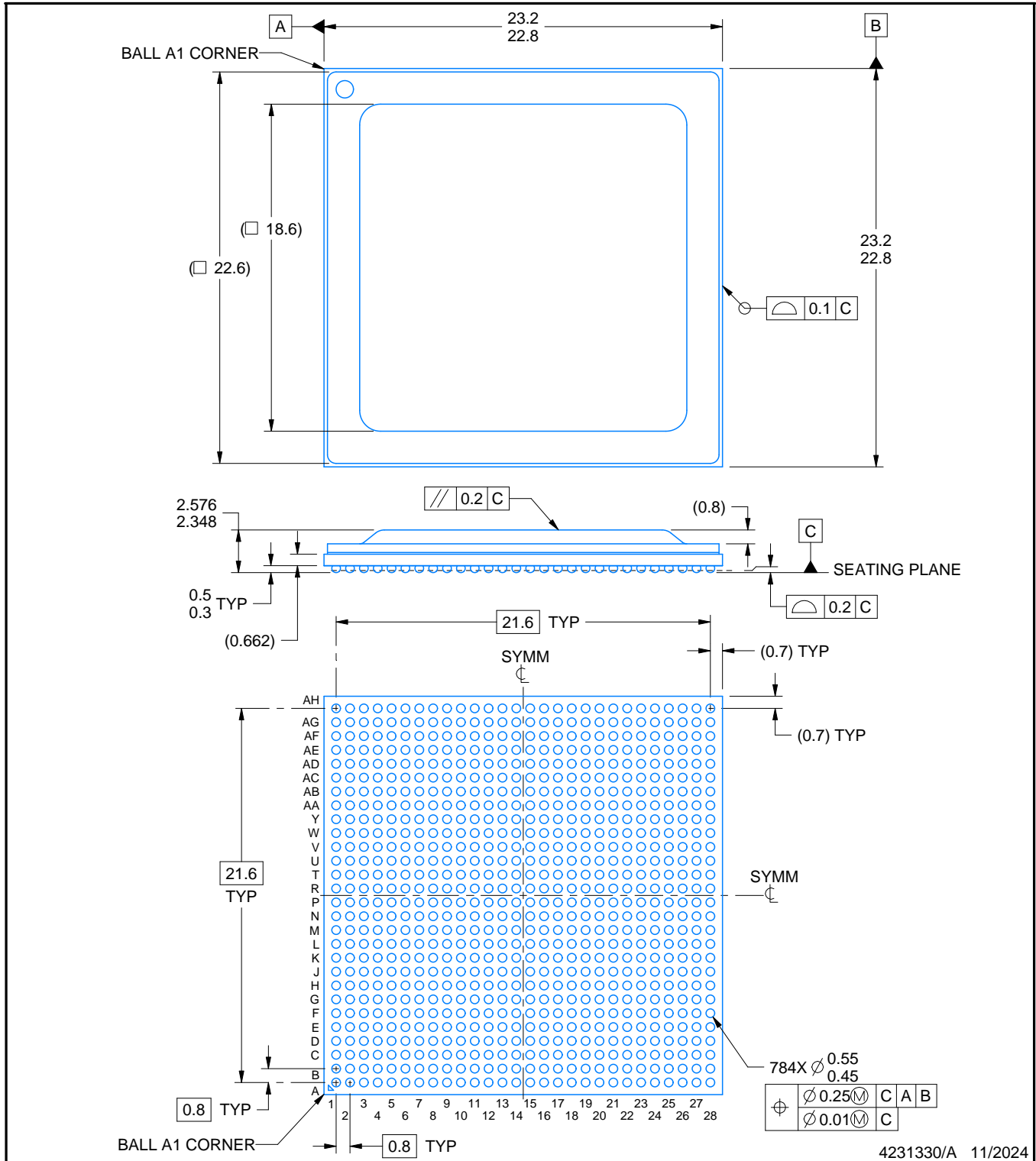
# APB0784A



# PACKAGE OUTLINE

FCBGA - 2.576 mm max height

PLASTIC BALL GRID ARRAY



4231330/A 11/2024

**NOTES:**

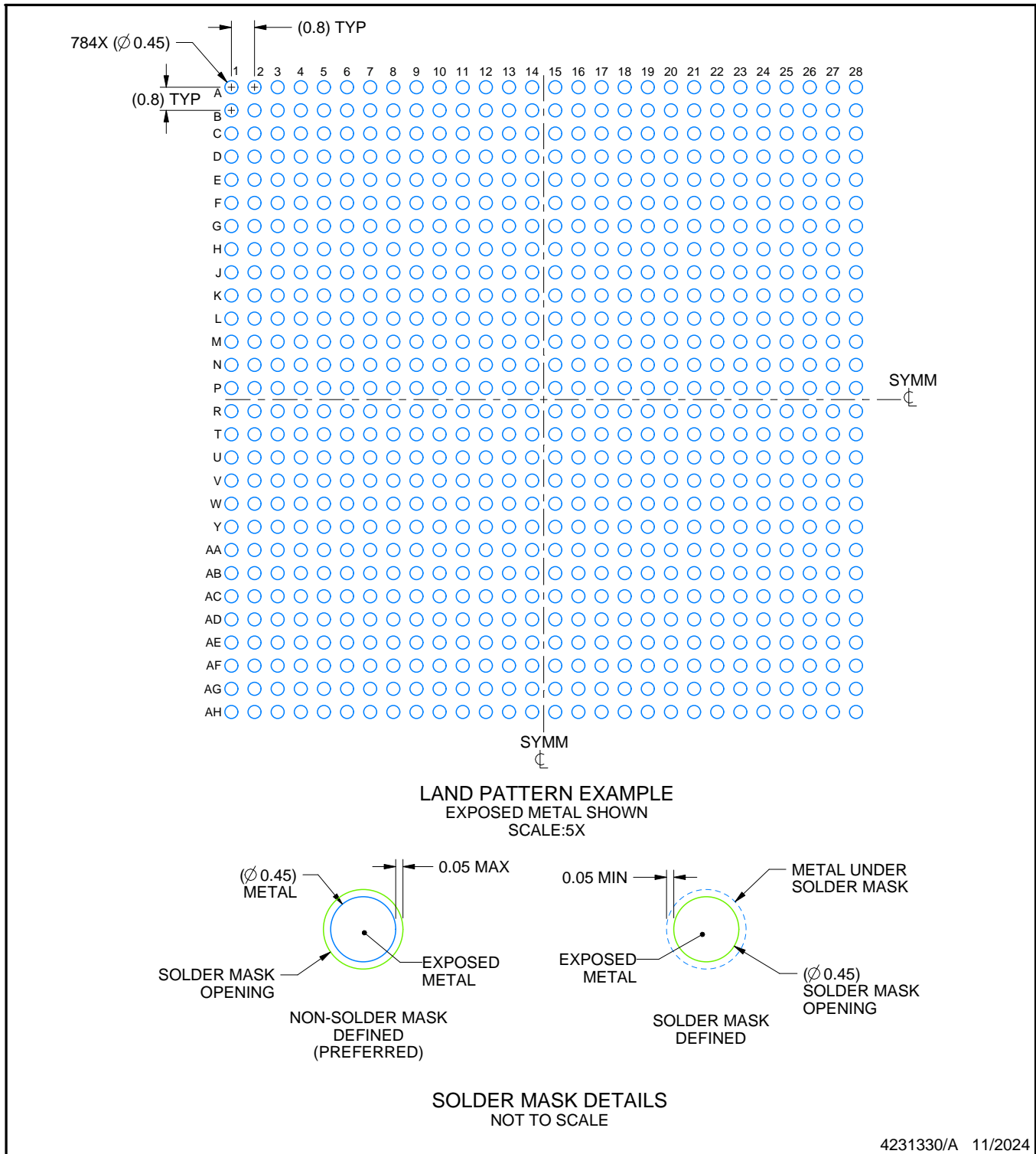
1. All linear dimensions are in millimeters. Any dimensions in parenthesis are for reference only. Dimensioning and tolerancing per ASME Y14.5M.
2. This drawing is subject to change without notice.

# EXAMPLE BOARD LAYOUT

APB0784A

FCBGA - 2.576 mm max height

PLASTIC BALL GRID ARRAY



NOTES: (continued)

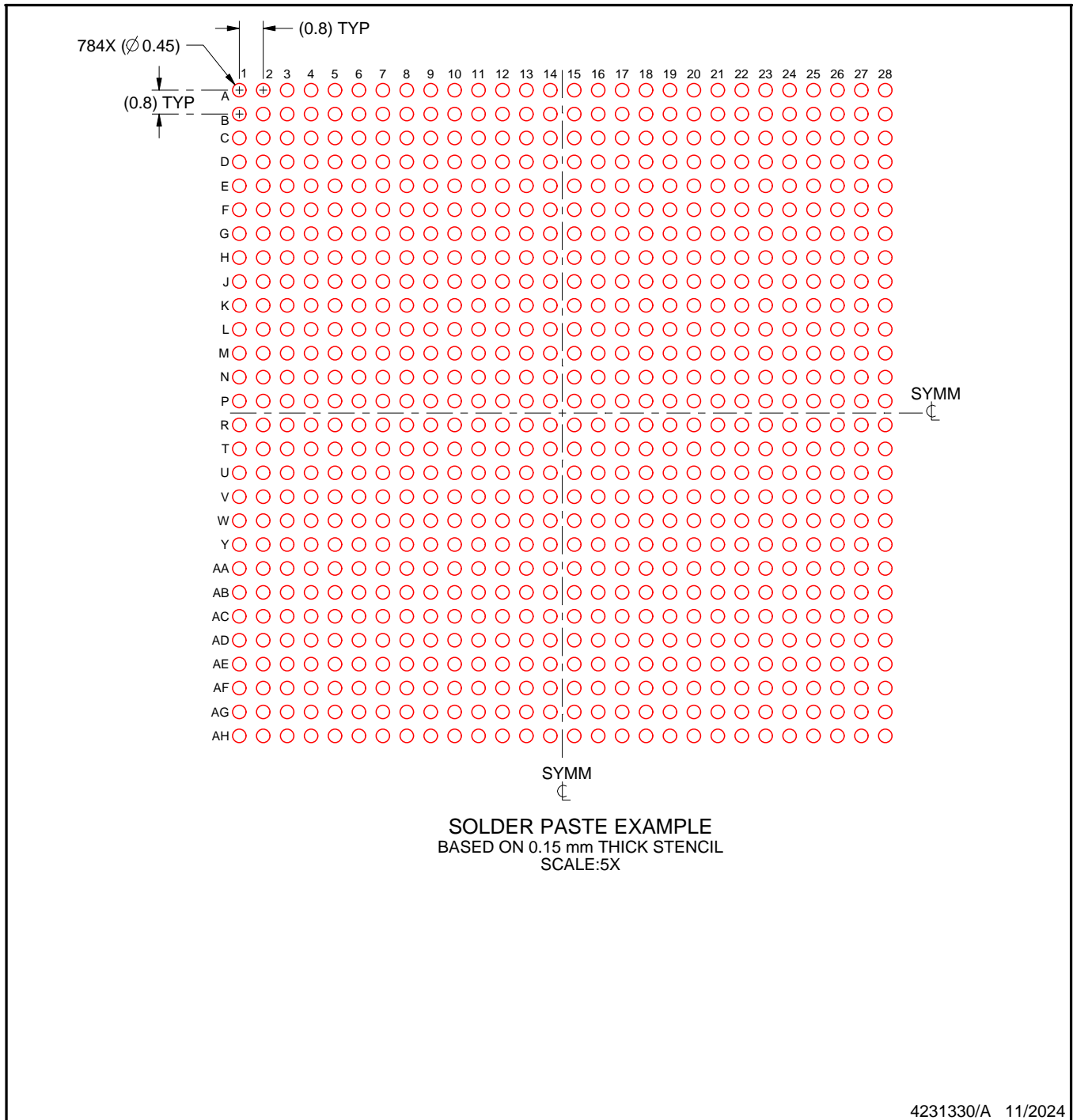
- Final dimensions may vary due to manufacturing tolerance considerations and also routing constraints. For information, see Texas Instruments literature number SPRU811 ([www.ti.com/lit/spru811](http://www.ti.com/lit/spru811)).

# EXAMPLE STENCIL DESIGN

## APB0784A


## FCBGA - 2.576 mm max height

PLASTIC BALL GRID ARRAY



NOTES: (continued)

4. Laser cutting apertures with trapezoidal walls and rounded corners may offer better paste release.

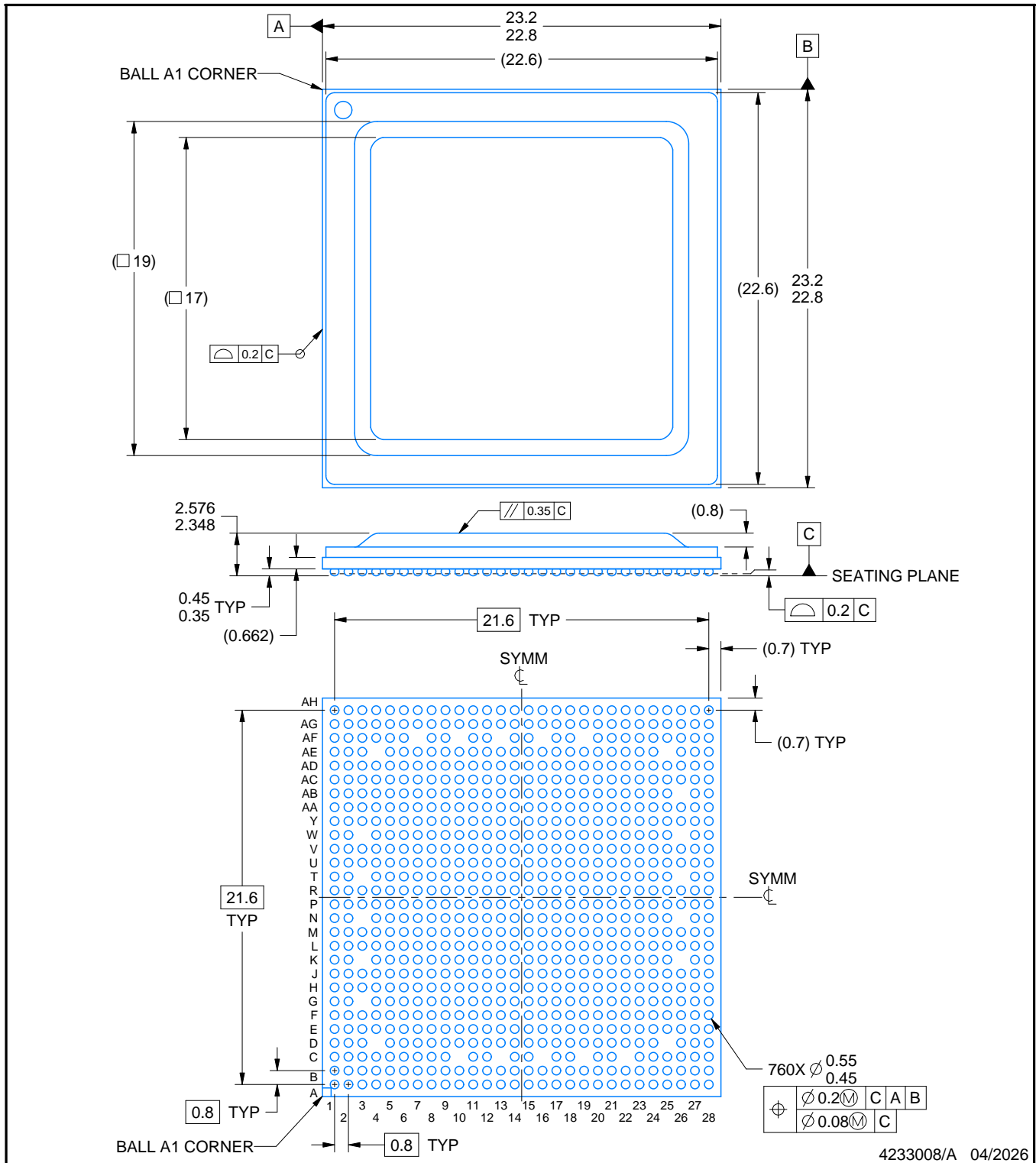


# PACKAGE OUTLINE

## AQF0760A

### FCBGA - 2.576 mm max height

PLASTIC BALL GRID ARRAY



4233008/A 04/2026

#### NOTES:

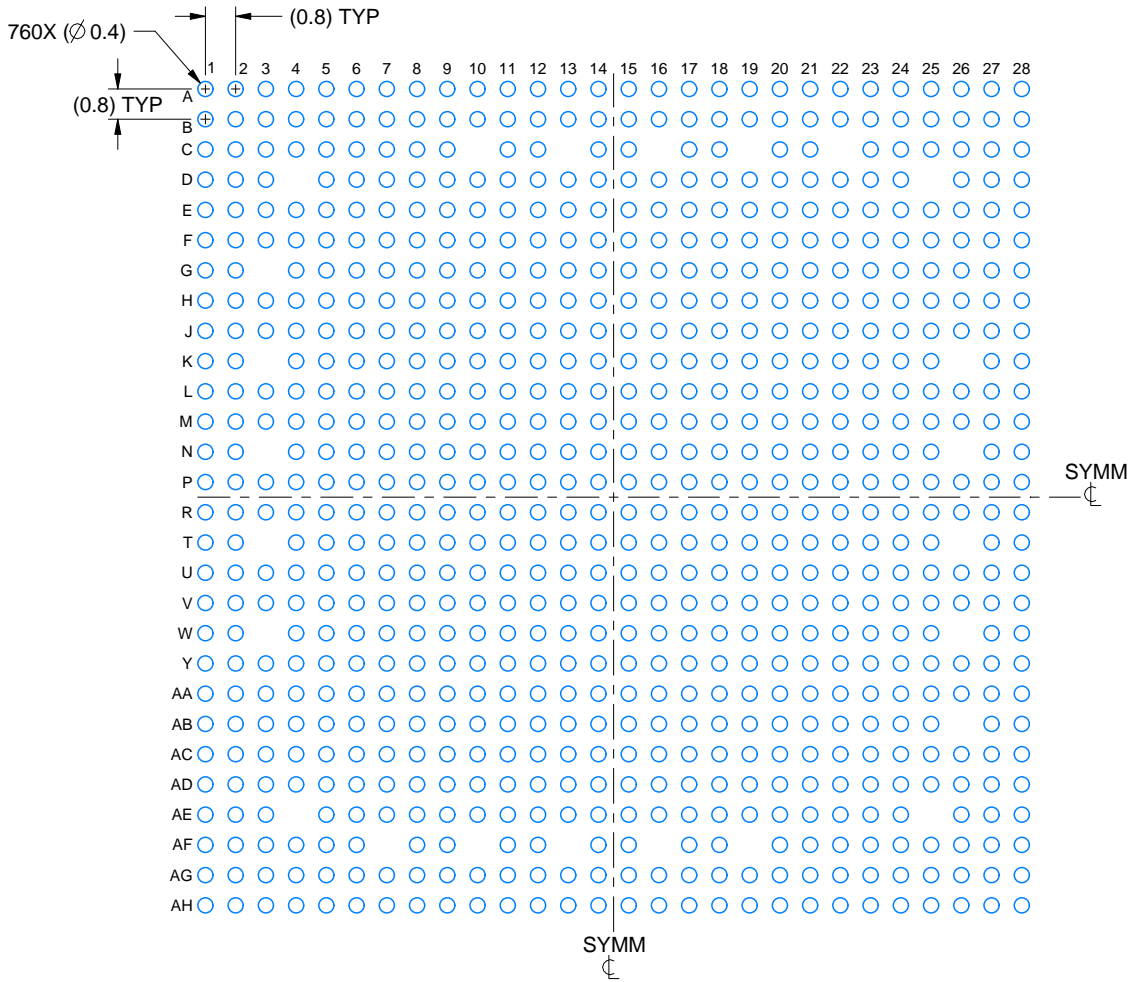
1. All linear dimensions are in millimeters. Any dimensions in parenthesis are for reference only. Dimensioning and tolerancing per ASME Y14.5M.
2. This drawing is subject to change without notice.

# EXAMPLE BOARD LAYOUT

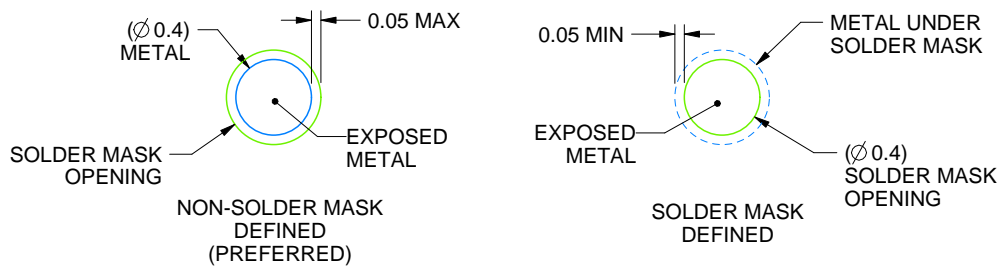
**AQF0760A**

**FCBGA - 2.576 mm max height**

PLASTIC BALL GRID ARRAY



**LAND PATTERN EXAMPLE**  
EXPOSED METAL SHOWN  
SCALE:5X



**SOLDER MASK DETAILS**  
NOT TO SCALE

4233008/A 04/2026

NOTES: (continued)

- Final dimensions may vary due to manufacturing tolerance considerations and also routing constraints. For information, see Texas Instruments literature number SPRU811 ([www.ti.com/lit/spru811](http://www.ti.com/lit/spru811)).



## IMPORTANT NOTICE AND DISCLAIMER

TI PROVIDES TECHNICAL AND RELIABILITY DATA (INCLUDING DATASHEETS), DESIGN RESOURCES (INCLUDING REFERENCE DESIGNS), APPLICATION OR OTHER DESIGN ADVICE, WEB TOOLS, SAFETY INFORMATION, AND OTHER RESOURCES "AS IS" AND WITH ALL FAULTS, AND DISCLAIMS ALL WARRANTIES, EXPRESS AND IMPLIED, INCLUDING WITHOUT LIMITATION ANY IMPLIED WARRANTIES OF MERCHANTABILITY, FITNESS FOR A PARTICULAR PURPOSE OR NON-INFRINGEMENT OF THIRD PARTY INTELLECTUAL PROPERTY RIGHTS.

These resources are intended for skilled developers designing with TI products. You are solely responsible for (1) selecting the appropriate TI products for your application, (2) designing, validating and testing your application, and (3) ensuring your application meets applicable standards, and any other safety, security, regulatory or other requirements.

These resources are subject to change without notice. TI grants you permission to use these resources only for development of an application that uses the TI products described in the resource. Other reproduction and display of these resources is prohibited. No license is granted to any other TI intellectual property right or to any third party intellectual property right. TI disclaims responsibility for, and you fully indemnify TI and its representatives against any claims, damages, costs, losses, and liabilities arising out of your use of these resources.

TI's products are provided subject to [TI's Terms of Sale](#), [TI's General Quality Guidelines](#), or other applicable terms available either on [ti.com](http://ti.com) or provided in conjunction with such TI products. TI's provision of these resources does not expand or otherwise alter TI's applicable warranties or warranty disclaimers for TI products. Unless TI explicitly designates a product as custom or customer-specified, TI products are standard, catalog, general purpose devices.

TI objects to and rejects any additional or different terms you may propose.

Copyright © 2026, Texas Instruments Incorporated

Last updated 10/2025